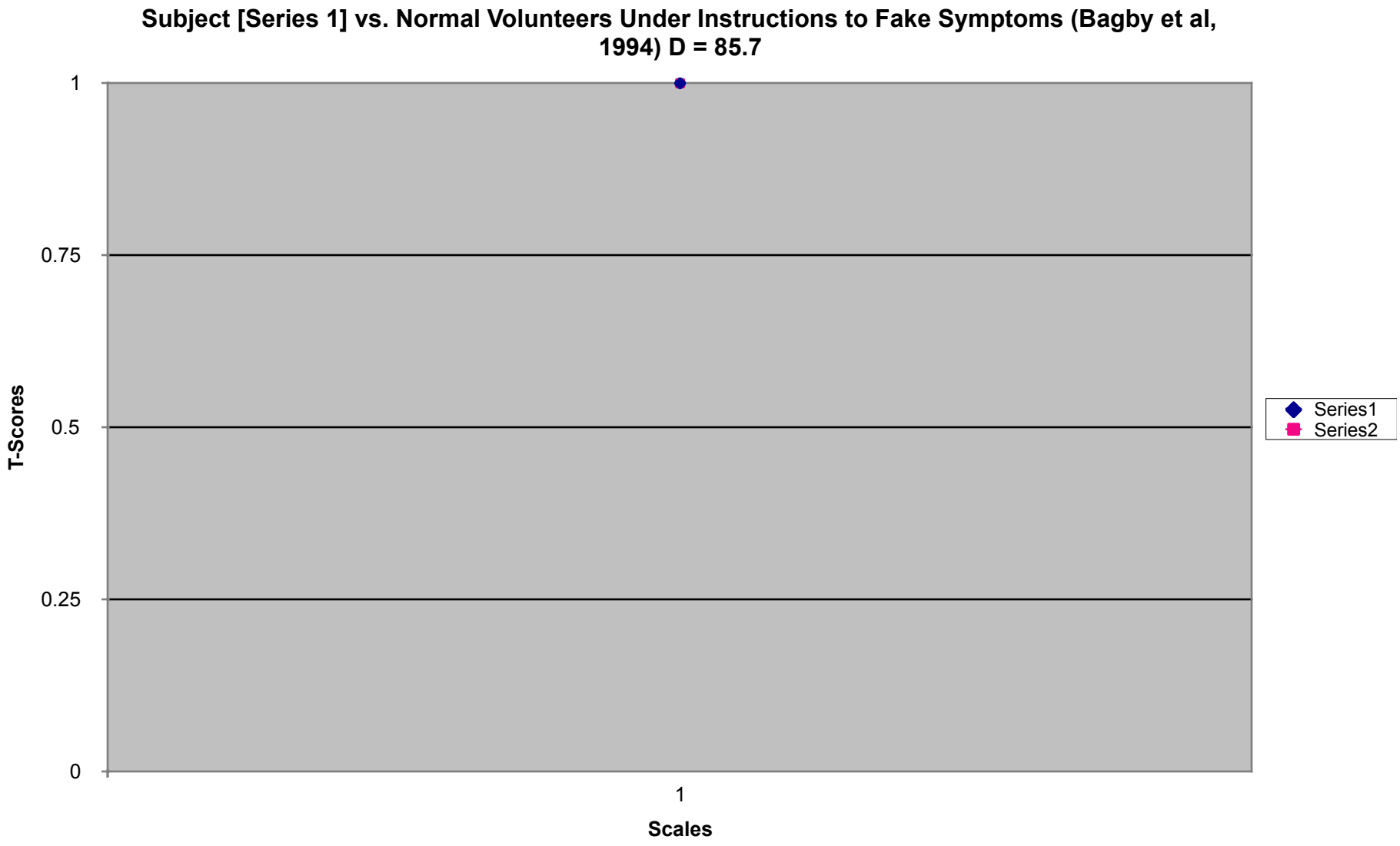
Subject [Series 1] vs. Normal Volunteers Under Instructions to Fake Symptoms (Bagby et al, 1994) D = 85.7
1
0.75
0.5
0.25
0
T-Scores
1
Scales
Series1
Series2

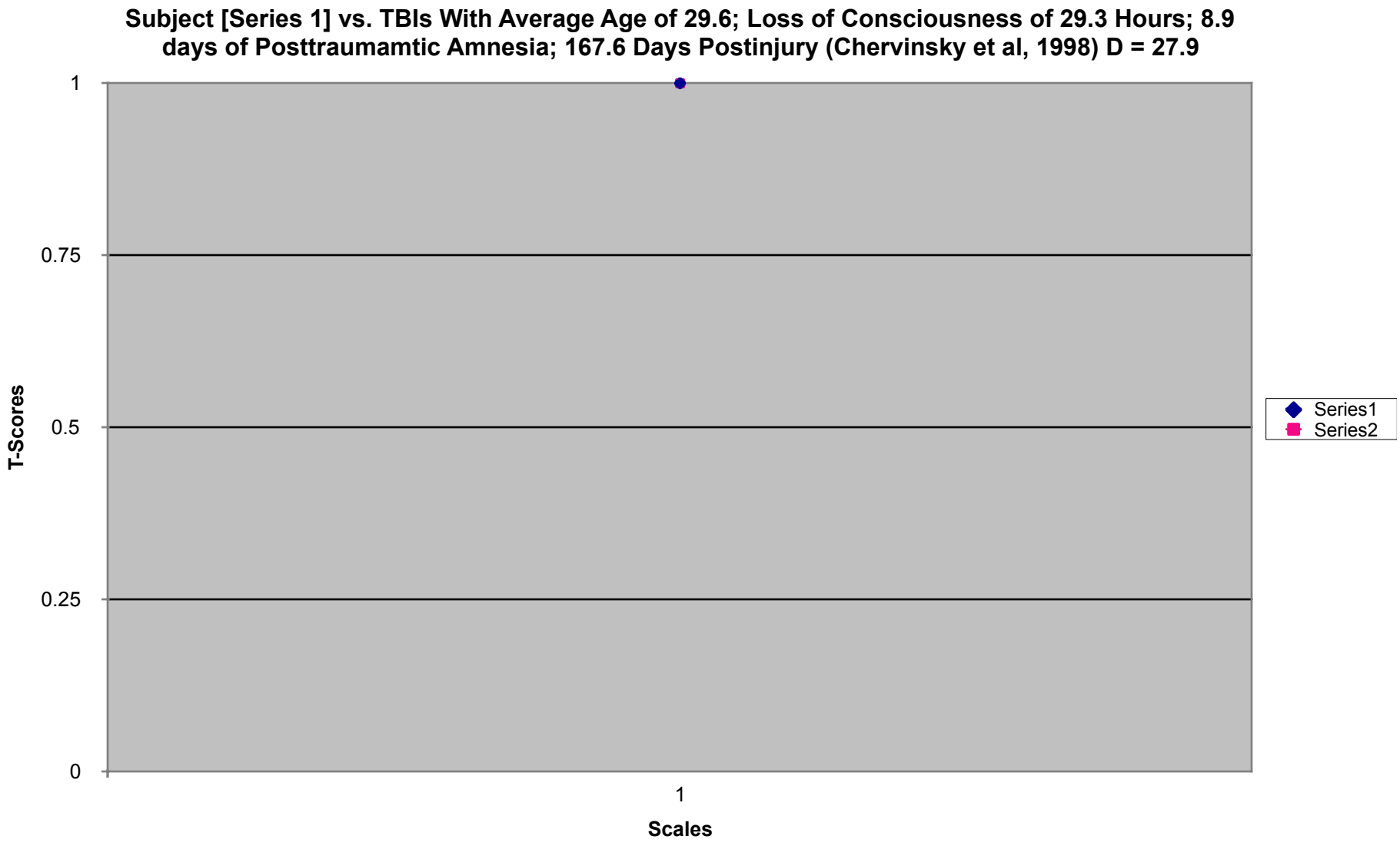
Subject [Series 1] vs. TBIs With Average Age of 29.6; Loss of Consciousness of 29.3 Hours; 8.9 days of Posttraumamtic Amnesia; 167.6 Days Postinjury (Chervinsky et al, 1998) D = 27.9
1
0.75
0.5
0.25
0
T-Scores
1
Scales
Series1
Series2

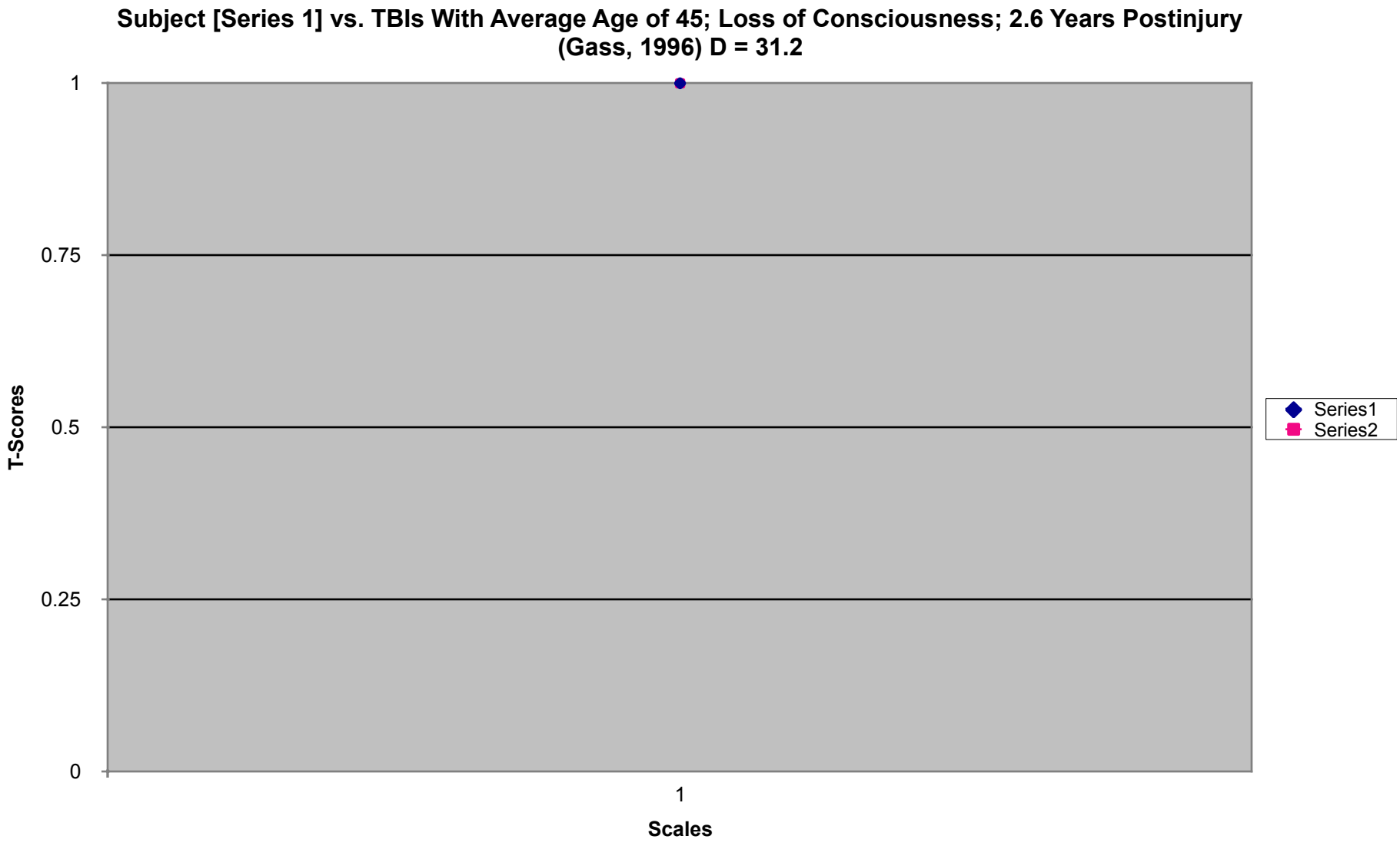
Subject [Series 1] vs. TBIs With Average Age of 45; Loss of Consciousness; 2.6 Years Postinjury (Gass, 1996) D = 31.2
1
0.75
0.5
0.25
0
T-Scores
1
Scales
Series1
Series2

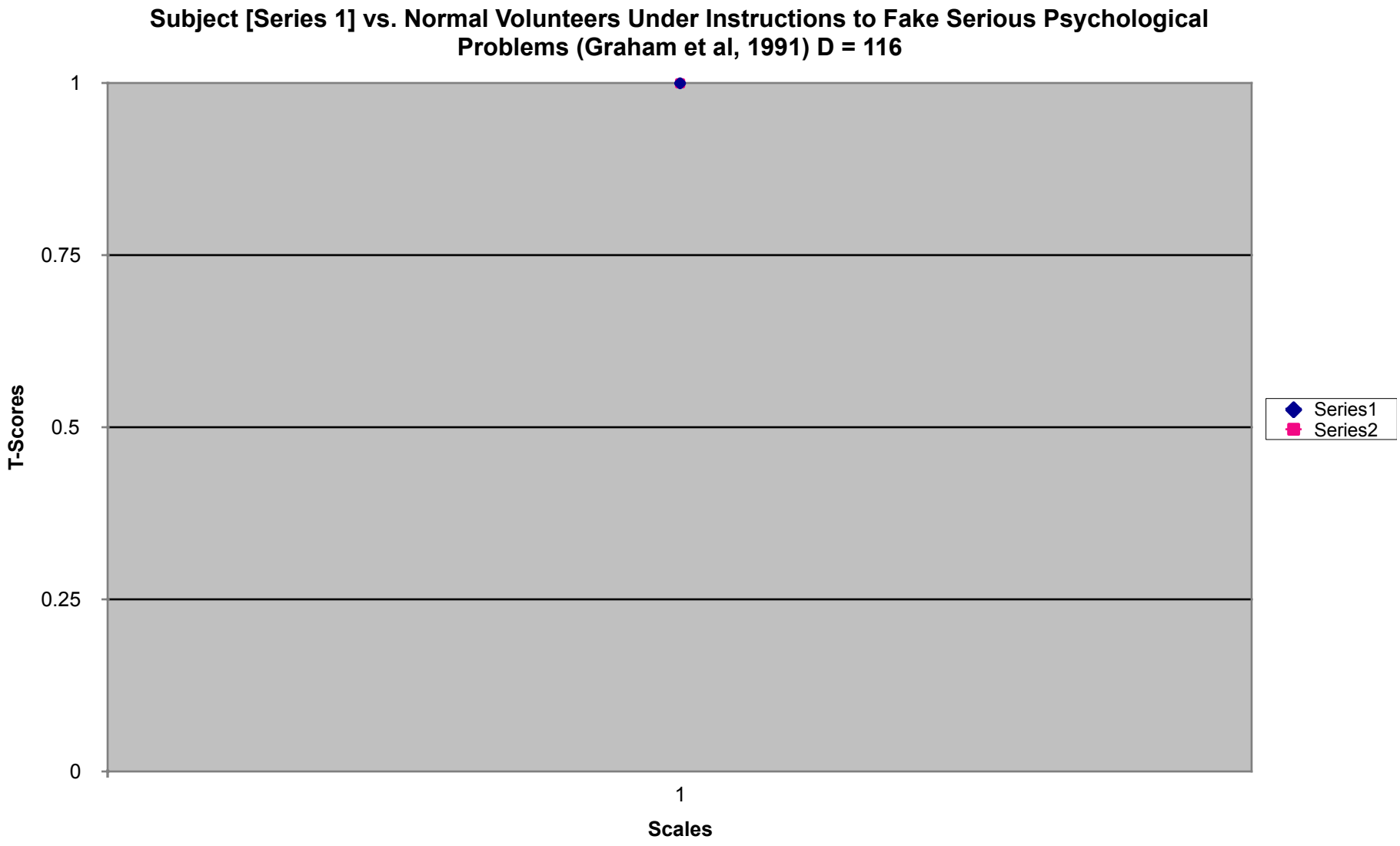
Subject [Series 1] vs. Normal Volunteers Under Instructions to Fake Serious Psychological Problems (Graham et al, 1991) D = 116
1
0.75
0.5
0.25
0
T-Scores
1
Scales
Series1
Series2

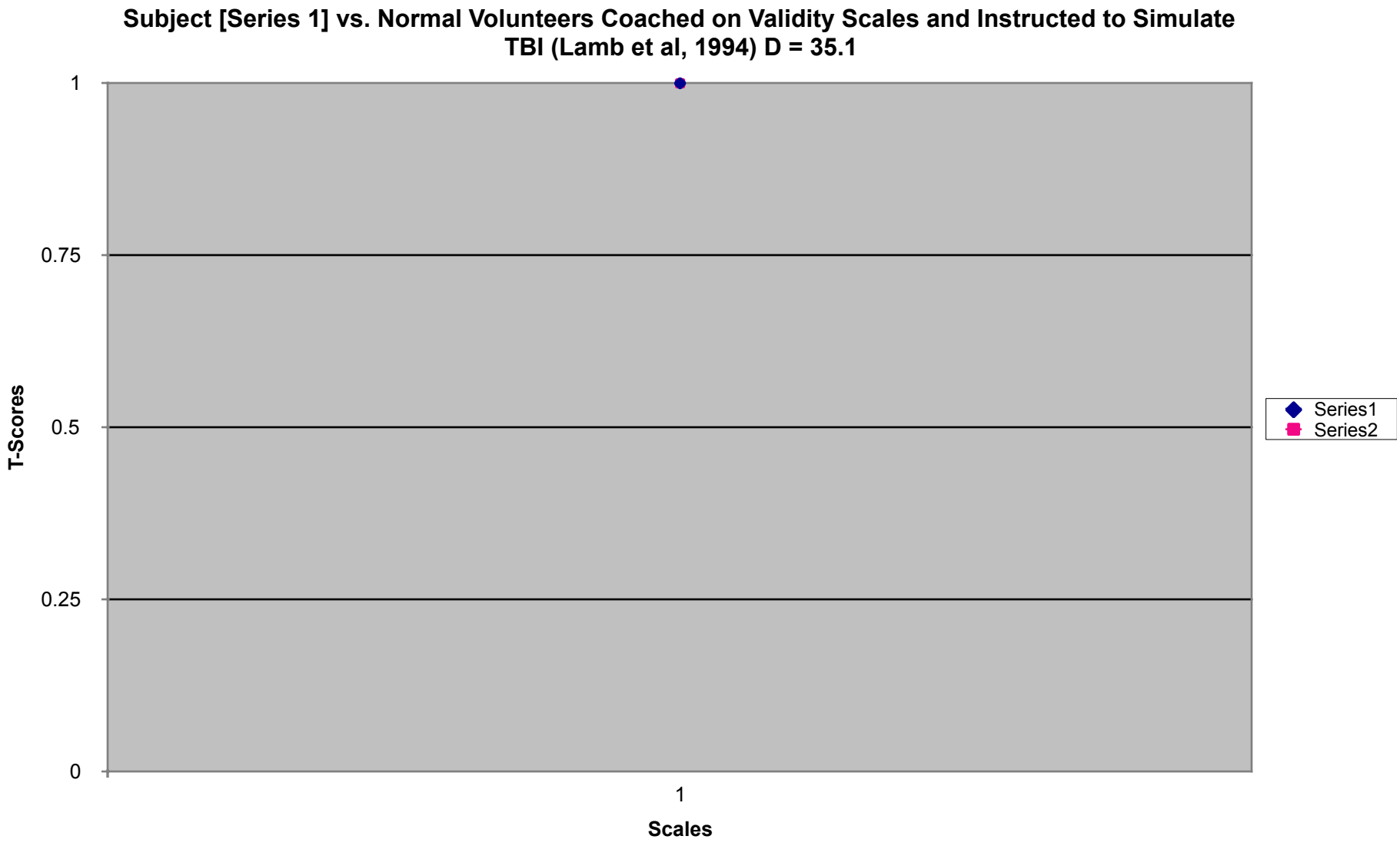
Subject [Series 1] vs. Normal Volunteers Coached on Validity Scales and Instructed to Simulate TBI (Lamb et al, 1994) D = 35.1
1
0.75
0.5
0.25
0
T-Scores
1
Scales
Series1
Series2

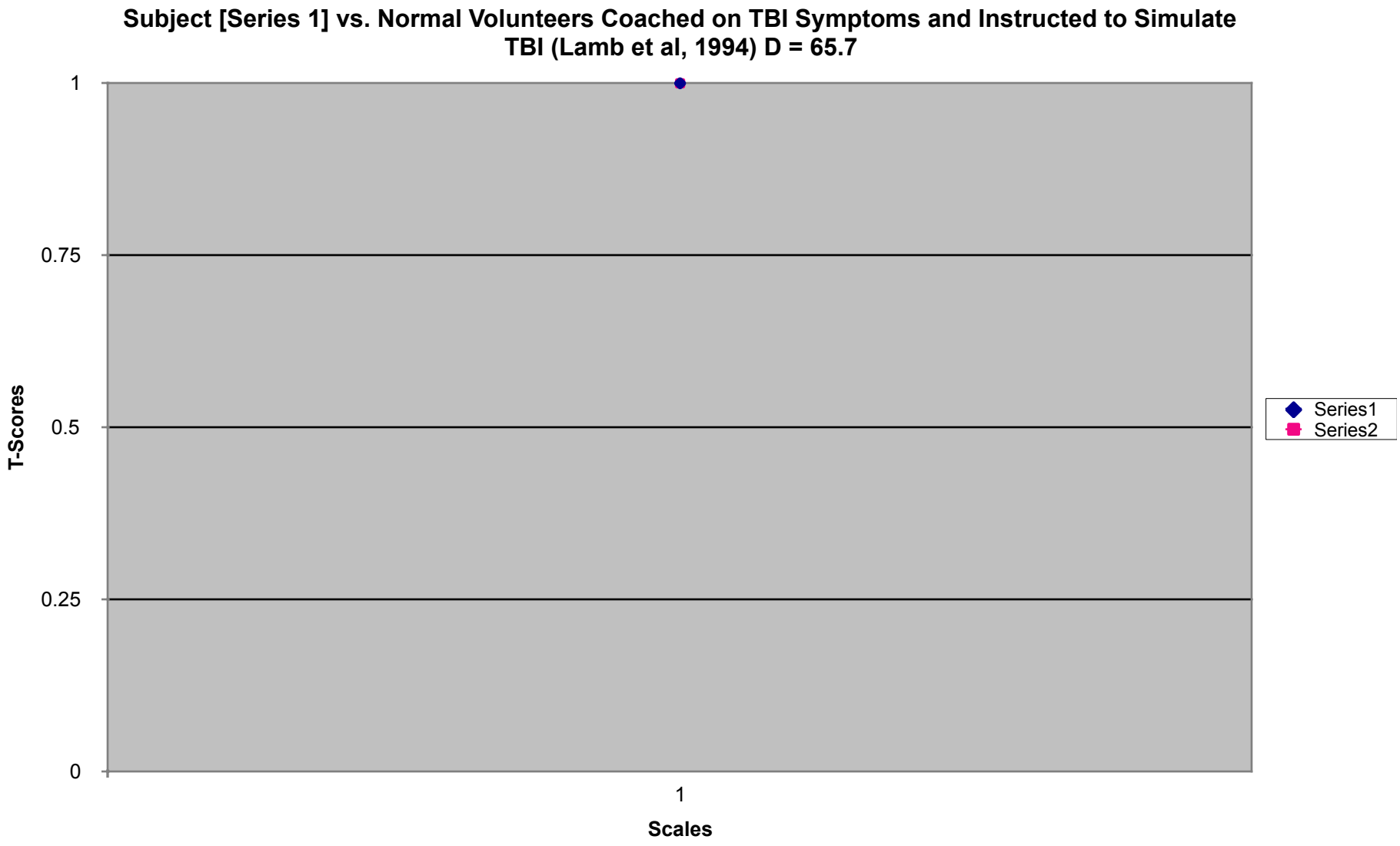
Subject [Series 1] vs. Normal Volunteers Coached on TBI Symptoms and Instructed to Simulate TBI (Lamb et al, 1994) D = 65.7
1
0.75
0.5
0.25
0
T-Scores
1
Scales
Series1
Series2

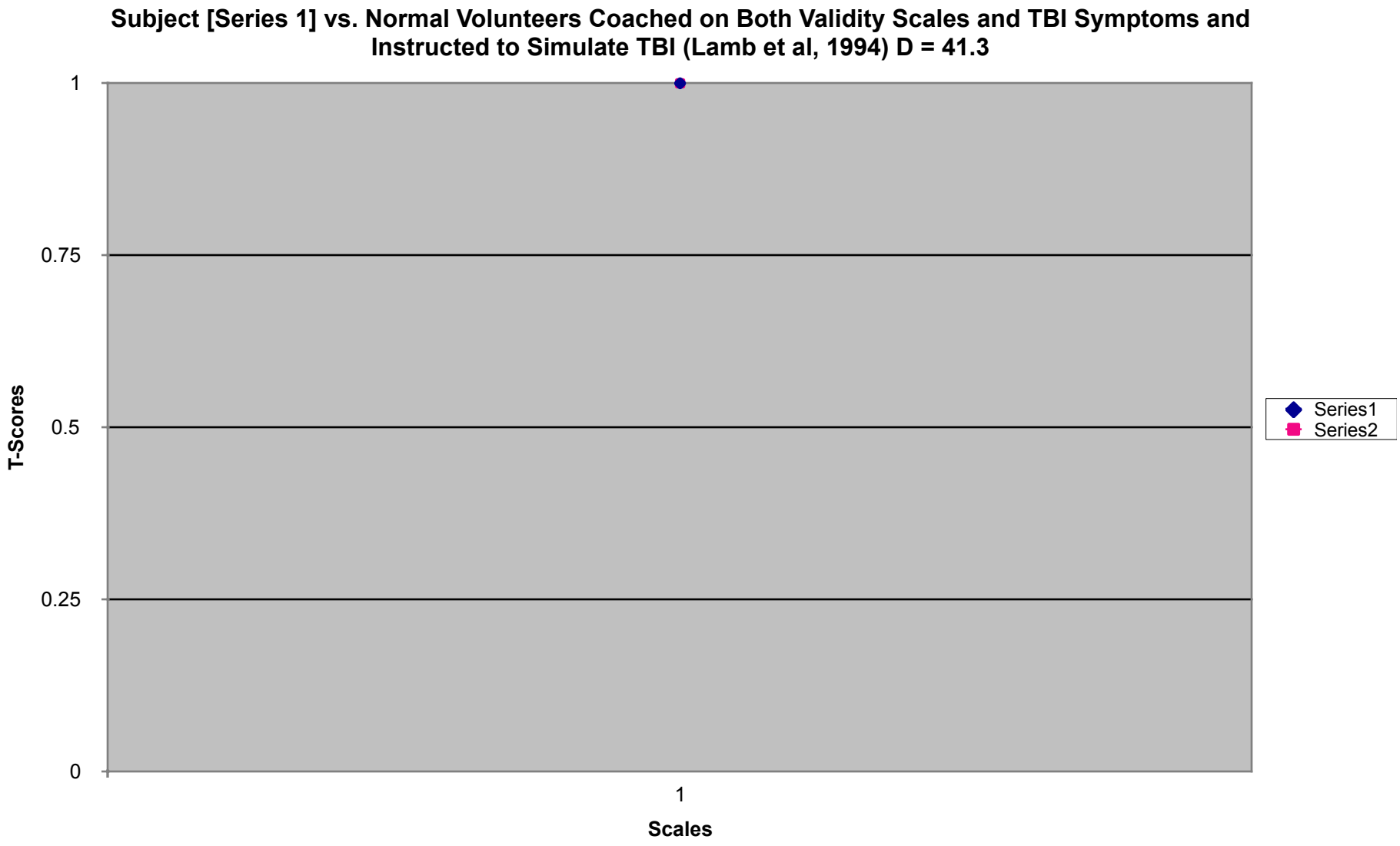
Subject [Series 1] vs. Normal Volunteers Coached on Both Validity Scales and TBI Symptoms and Instructed to Simulate TBI (Lamb et al, 1994) D = 41.3
1
0.75
0.5
0.25
0
T-Scores
1
Scales
Series1
Series2

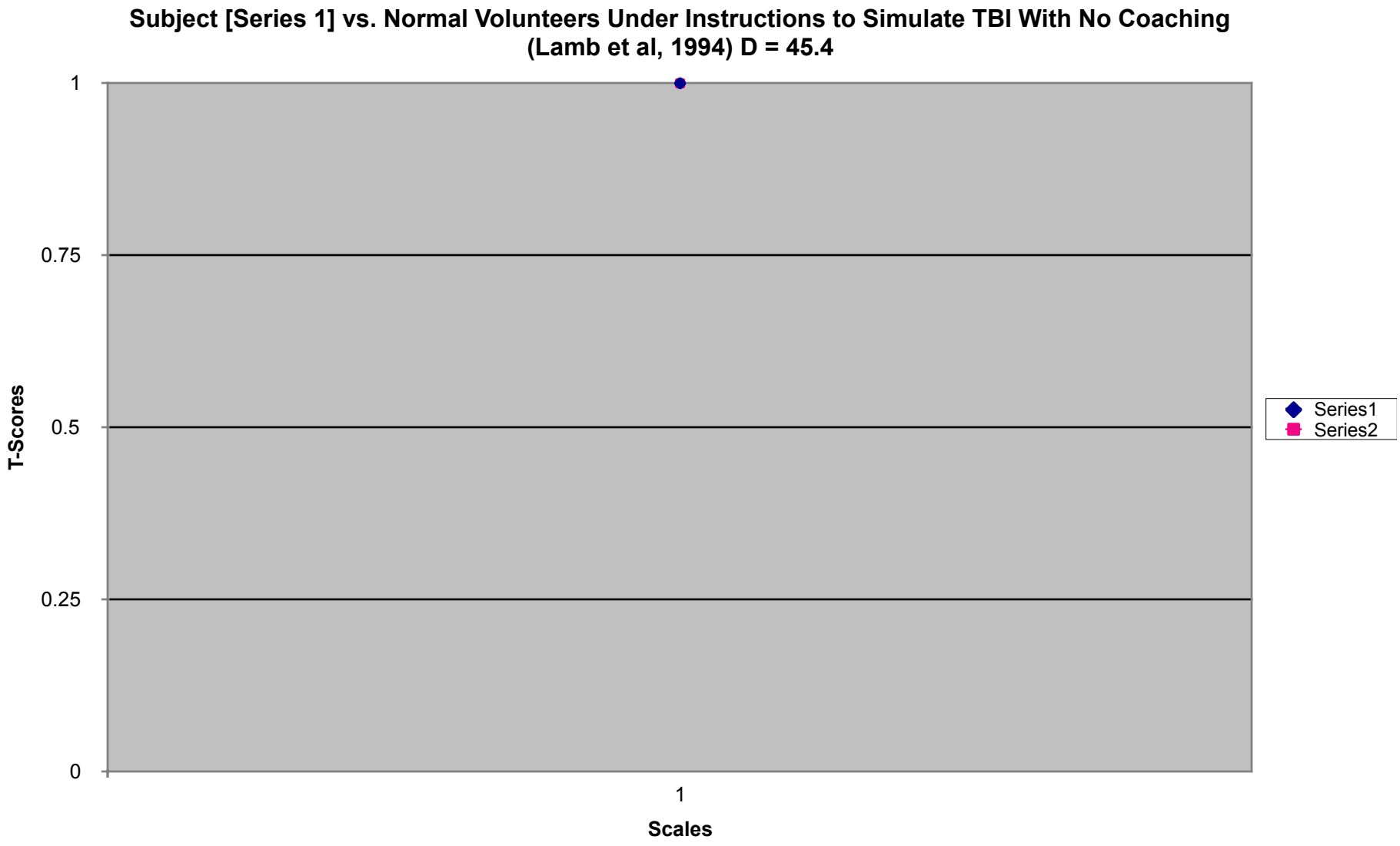
Subject [Series 1] vs. Normal Volunteers Under Instructions to Simulate TBI With No Coaching
(Lamb et al, 1994) D = 45.4
1
0.75
0.5
0.25
0
T-Scores
1
Scales
Series1
Series2

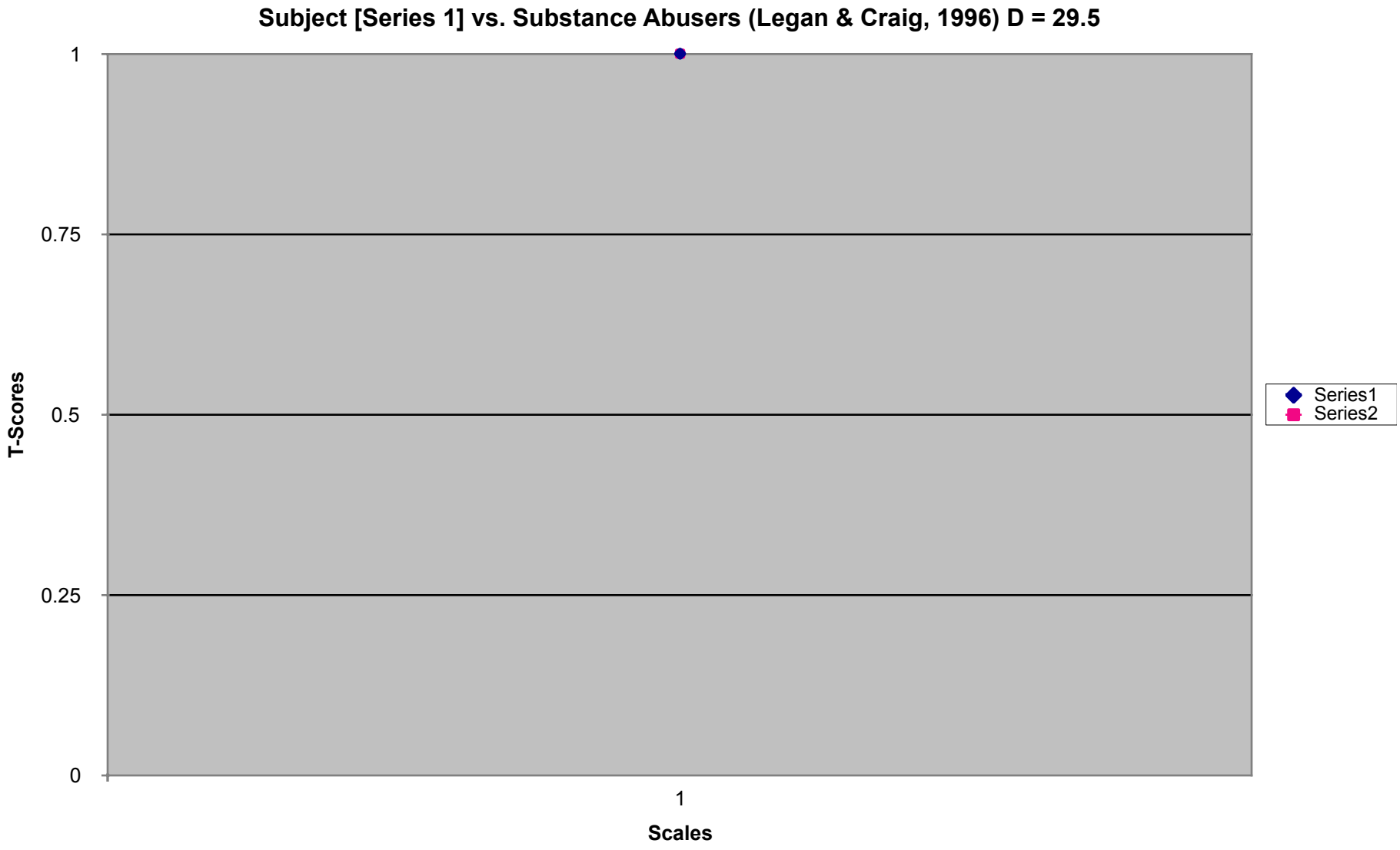
Subject [Series 1] vs. Substance Abusers (Legan & Craig, 1996) D = 29.5
1
0.75
0.5
0.25
0
T-Scores
1
Scales
Series1
Series2

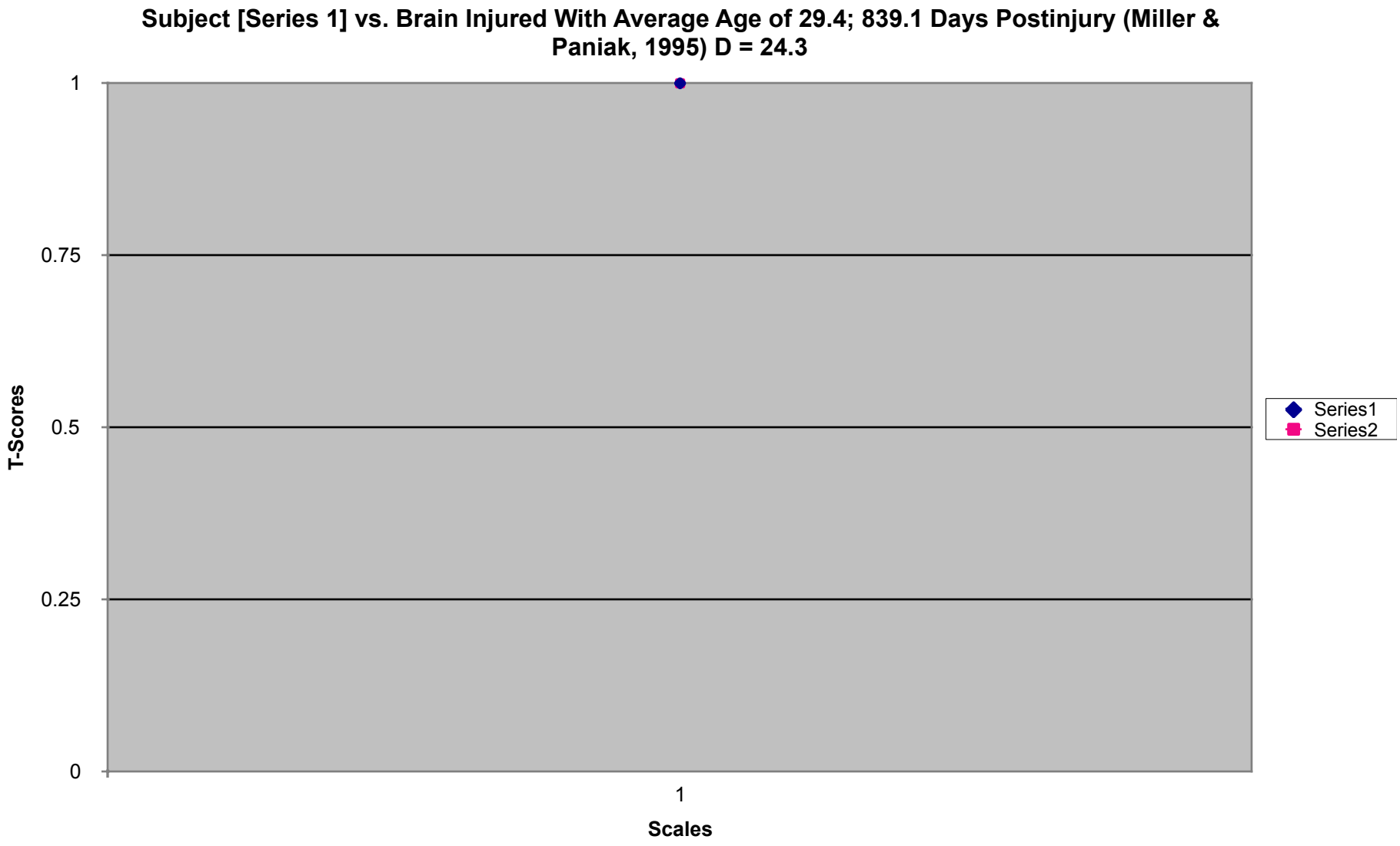
Subject [Series 1] vs. Brain Injured With Average Age of 29.4; 839.1 Days Postinjury (Miller & Paniak, 1995) D = 24.3
1
0.75
0.5
0.25
0
T-Scores
1
Scales
Series1
Series2

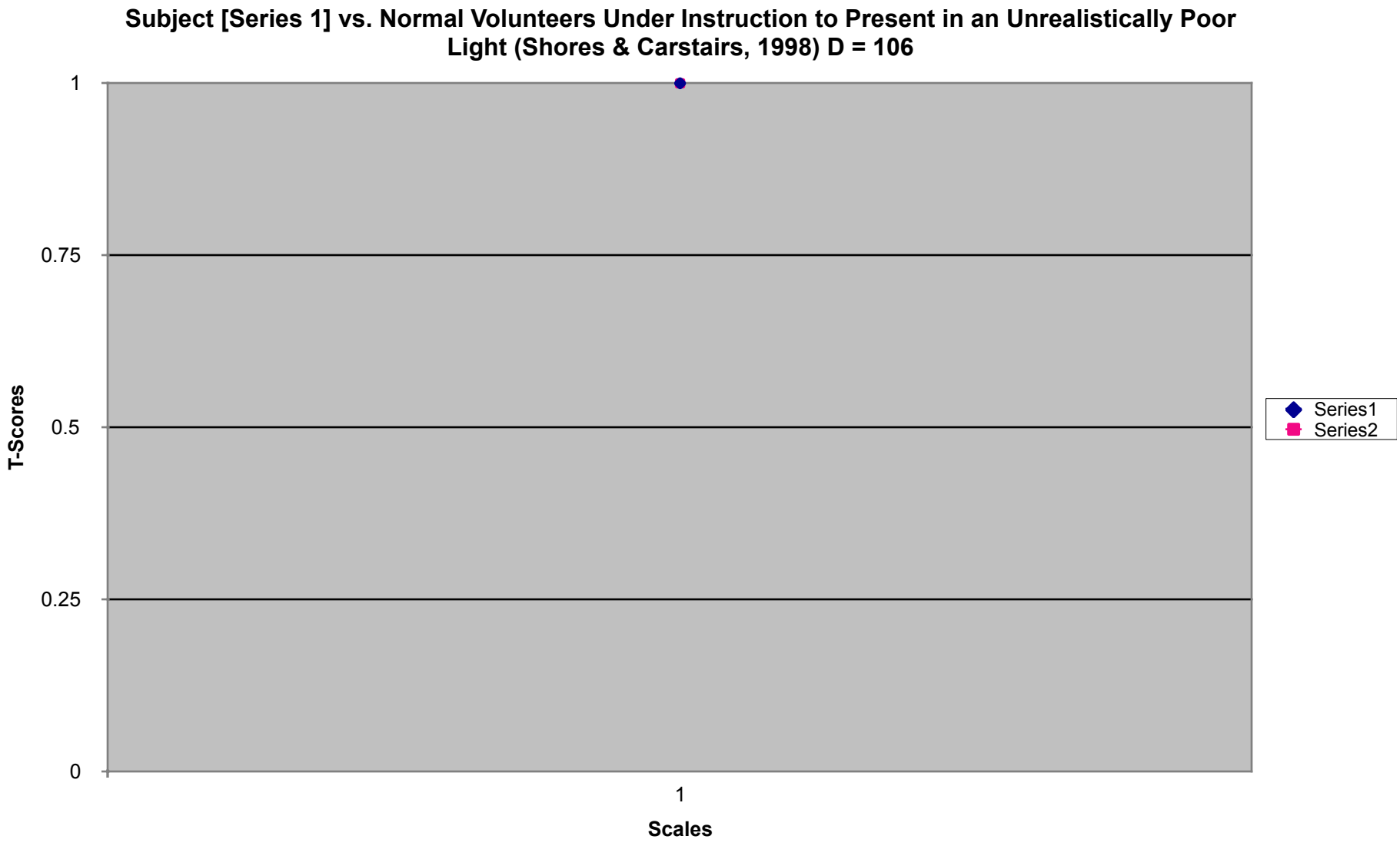
Subject [Series 1] vs. Normal Volunteers Under Instruction to Present in an Unrealistically Poor Light (Shores & Carstairs, 1998) D = 106
1
0.75
0.5
0.25
0
T-Scores
1
Scales
Series1
Series2


Subject [Series 1] vs. Uncoached Malingerers (Storm & Graham, 2000) D = 89.1
1
0.75
0.5
0.25
0
T-Scores
1
Scales
Series1
Series2

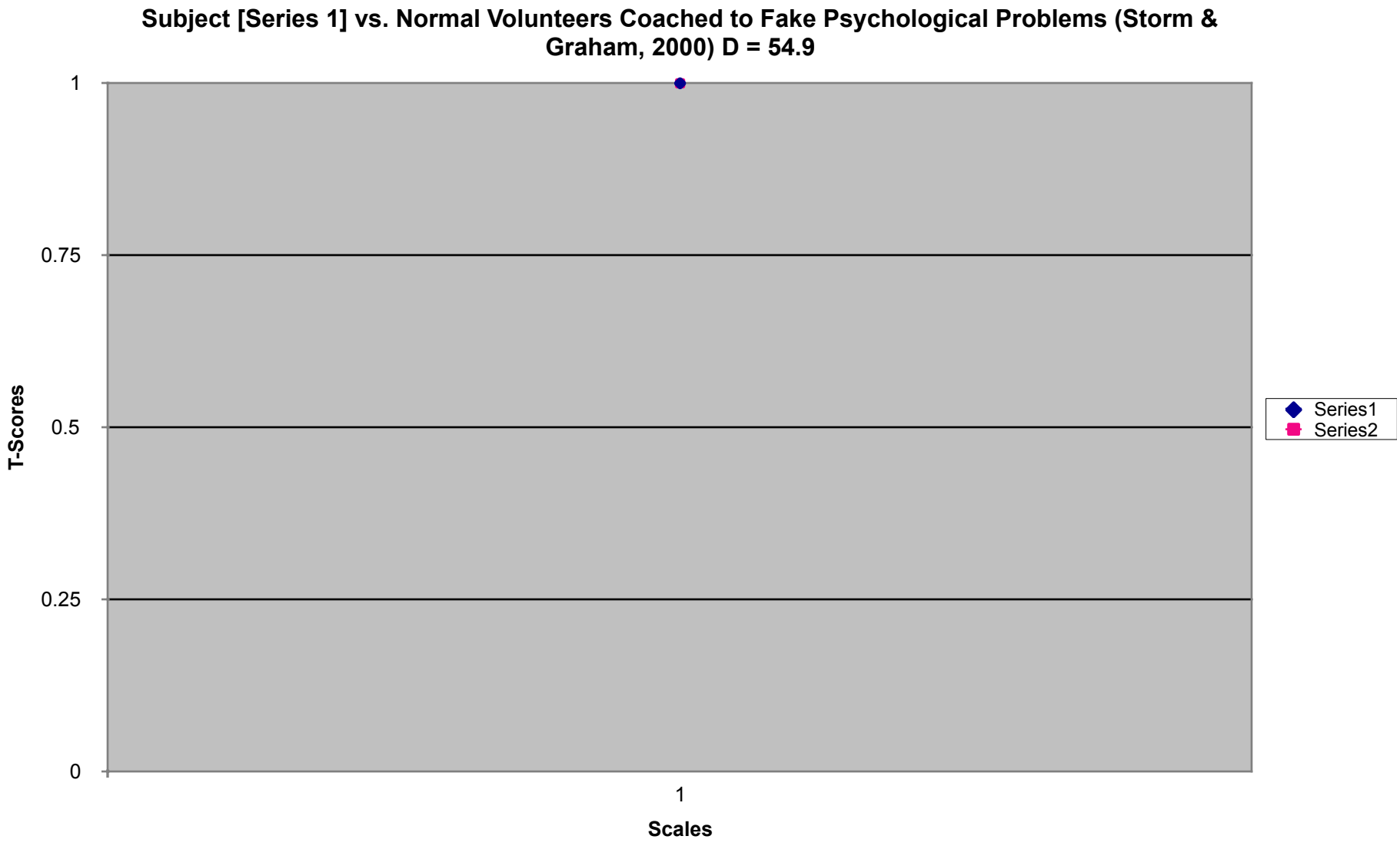
Subject [Series 1] vs. Normal Volunteers Coached to Fake Psychological Problems (Storm & Graham, 2000) D = 54.9
1
0.75
0.5
0.25
0
T-Scores
1
Scales
Series1
Series2

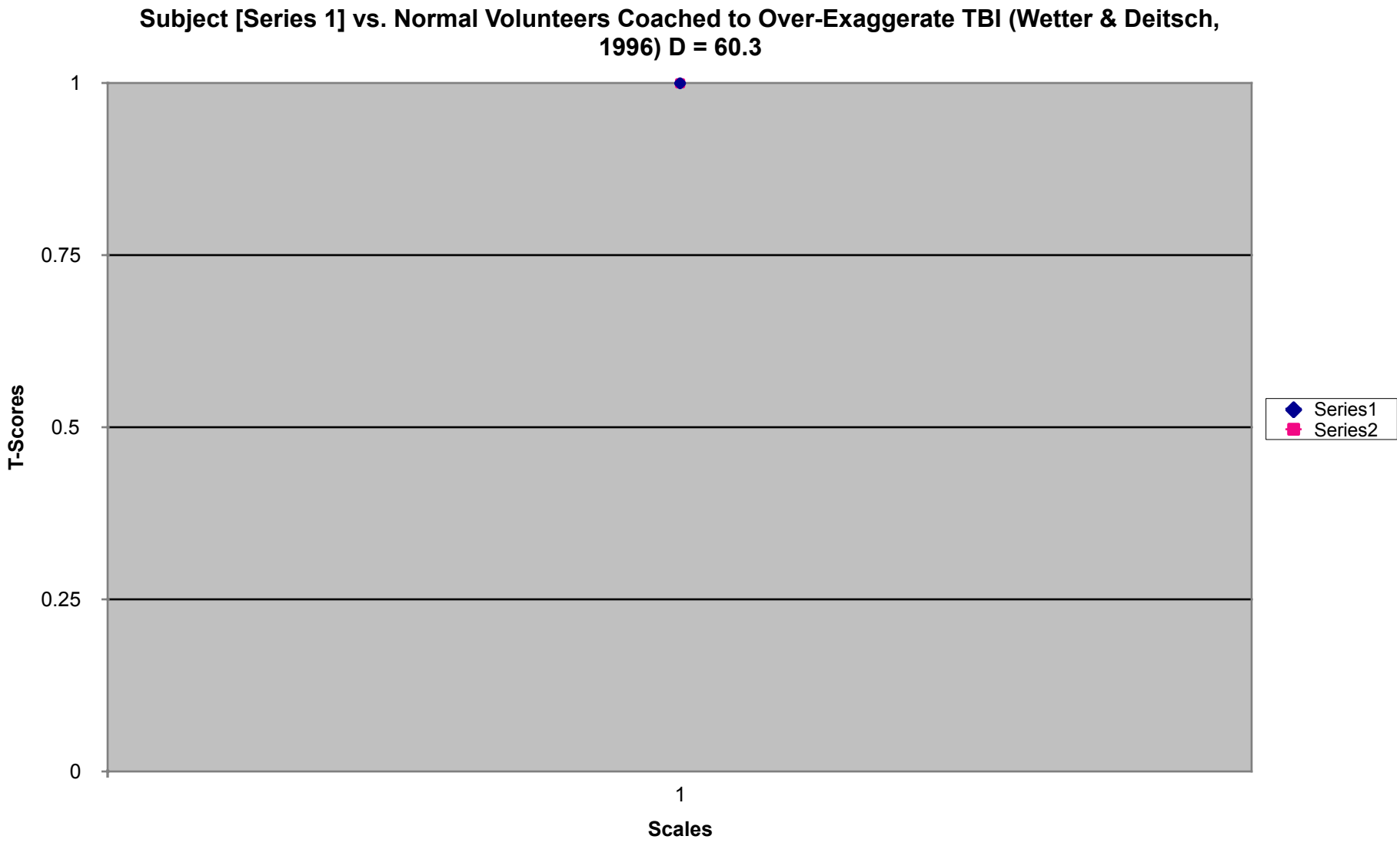
Subject [Series 1] vs. Normal Volunteers Coached to Over-Exaggerate TBI (Wetter & Deitsch, 1996) D = 60.3
1
0.75
0.5
0.25
0
T-Scores
1
Scales
Series1
Series2

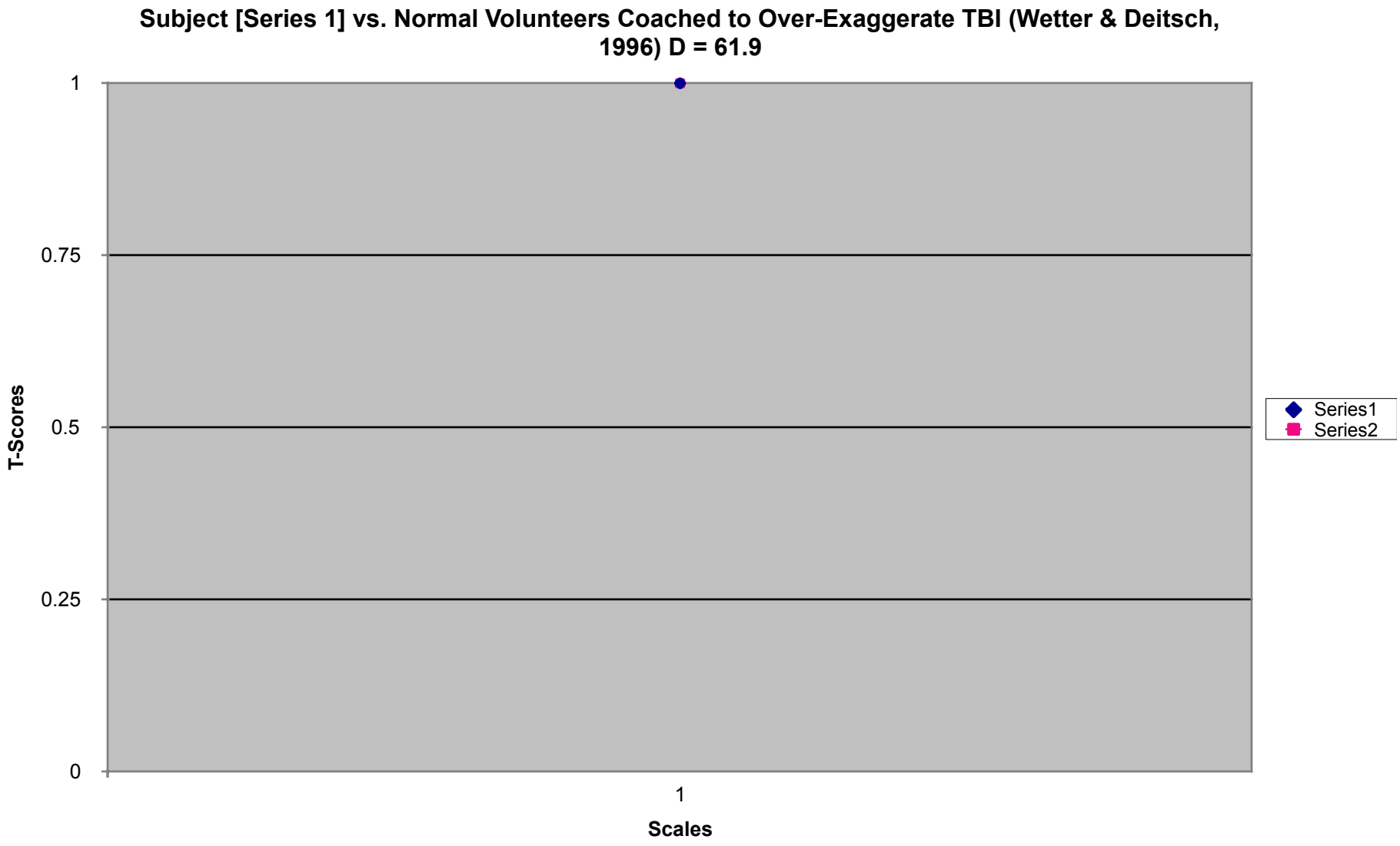
Subject [Series 1] vs. Normal Volunteers Coached to Over-Exaggerate TBI (Wetter & Deitsch, 1996) D = 61.9
1
0.75
0.5
0.25
0
T-Scores
1
Scales
Series1
Series2

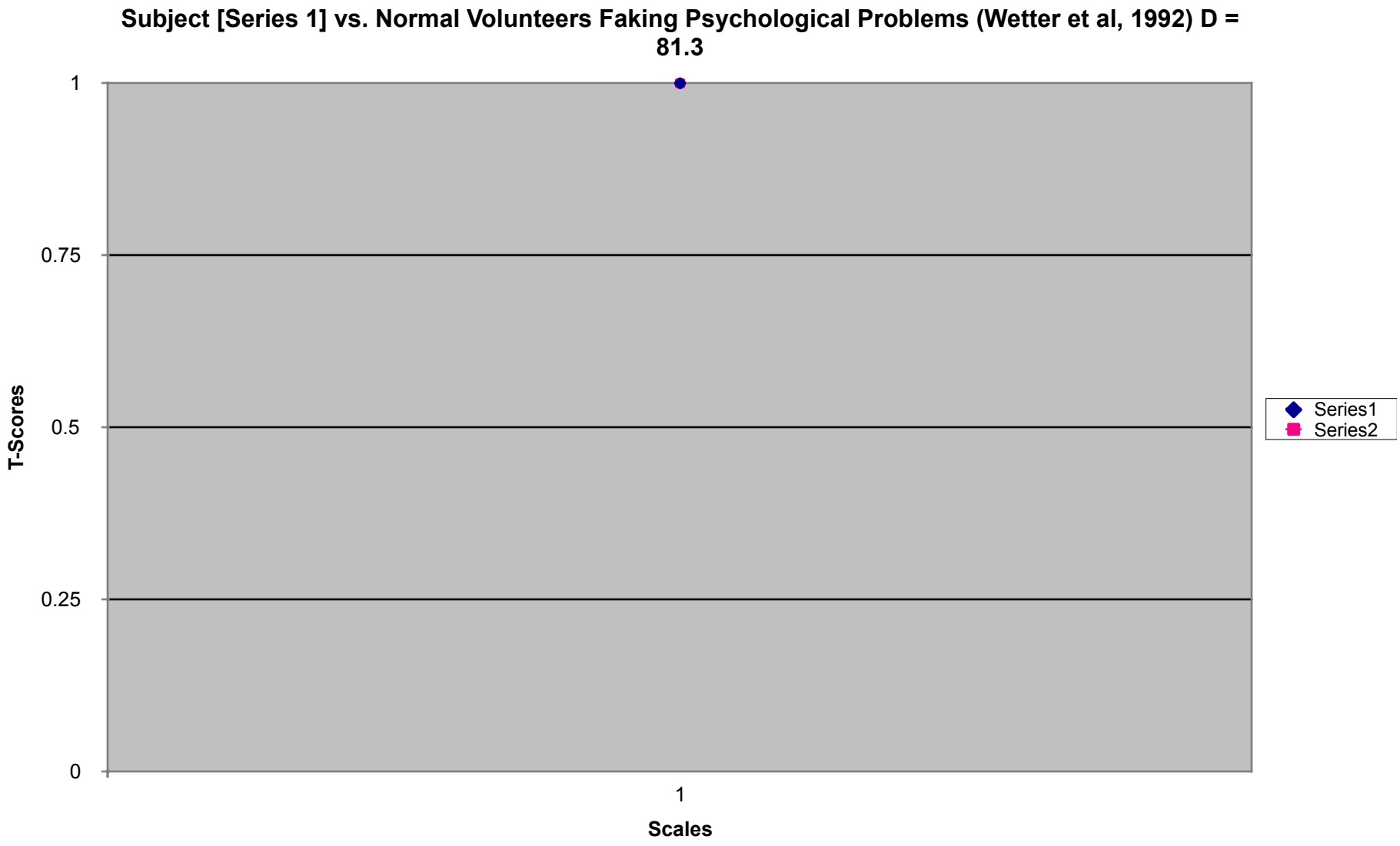
Subject [Series 1] vs. Normal Volunteers Faking Psychological Problems (Wetter et al, 1992) D = 81.3
1
0.75
0.5
0.25
0
T-Scores
1
Scales
Series1
Series2

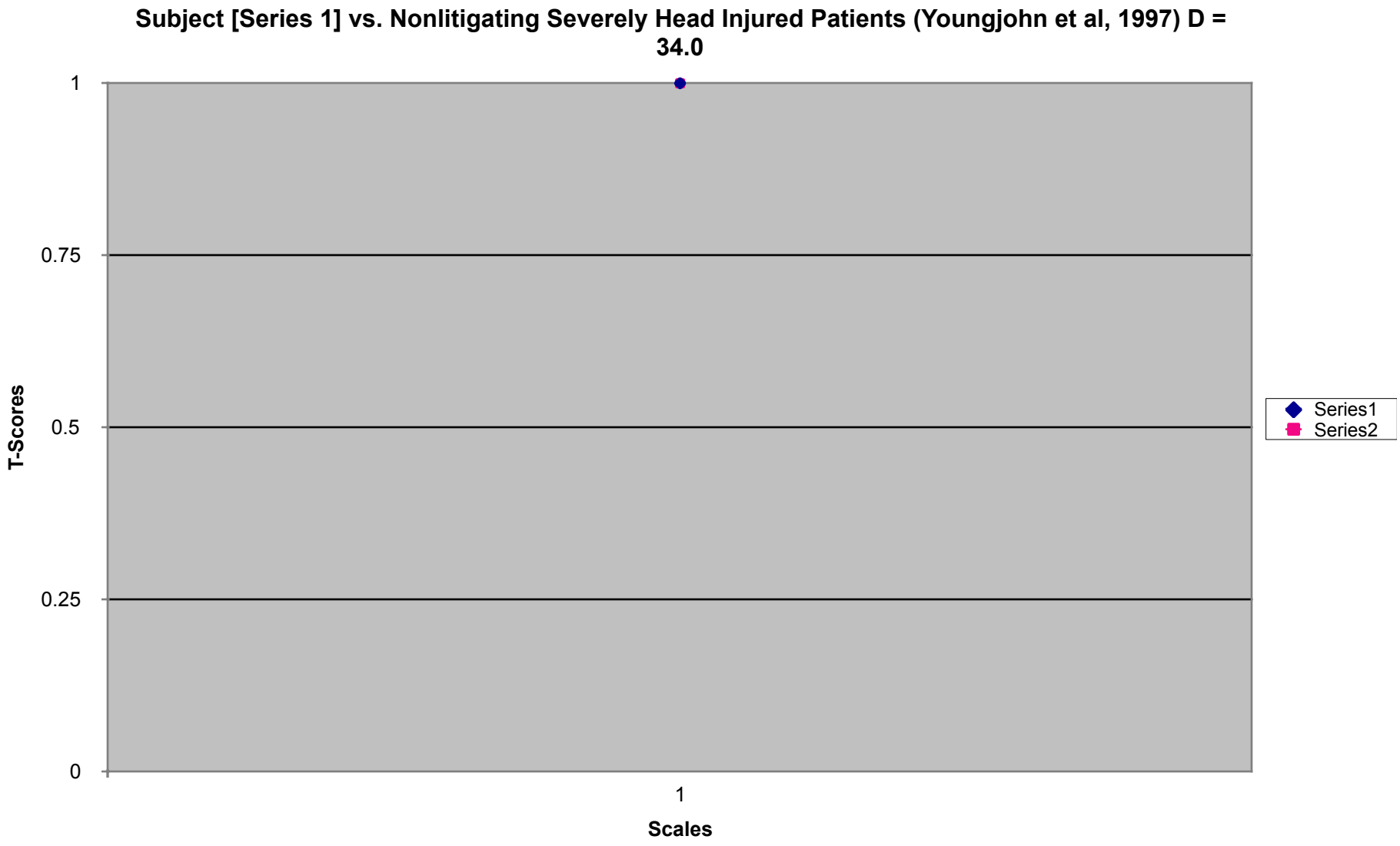
Subject [Series 1] vs. Nonlitigating Severely Head Injured Patients (Youngjohn et al, 1997) D = 34.0
1
0.75
0.5
0.25
0
T-Scores
1
Scales
Series1
Series2

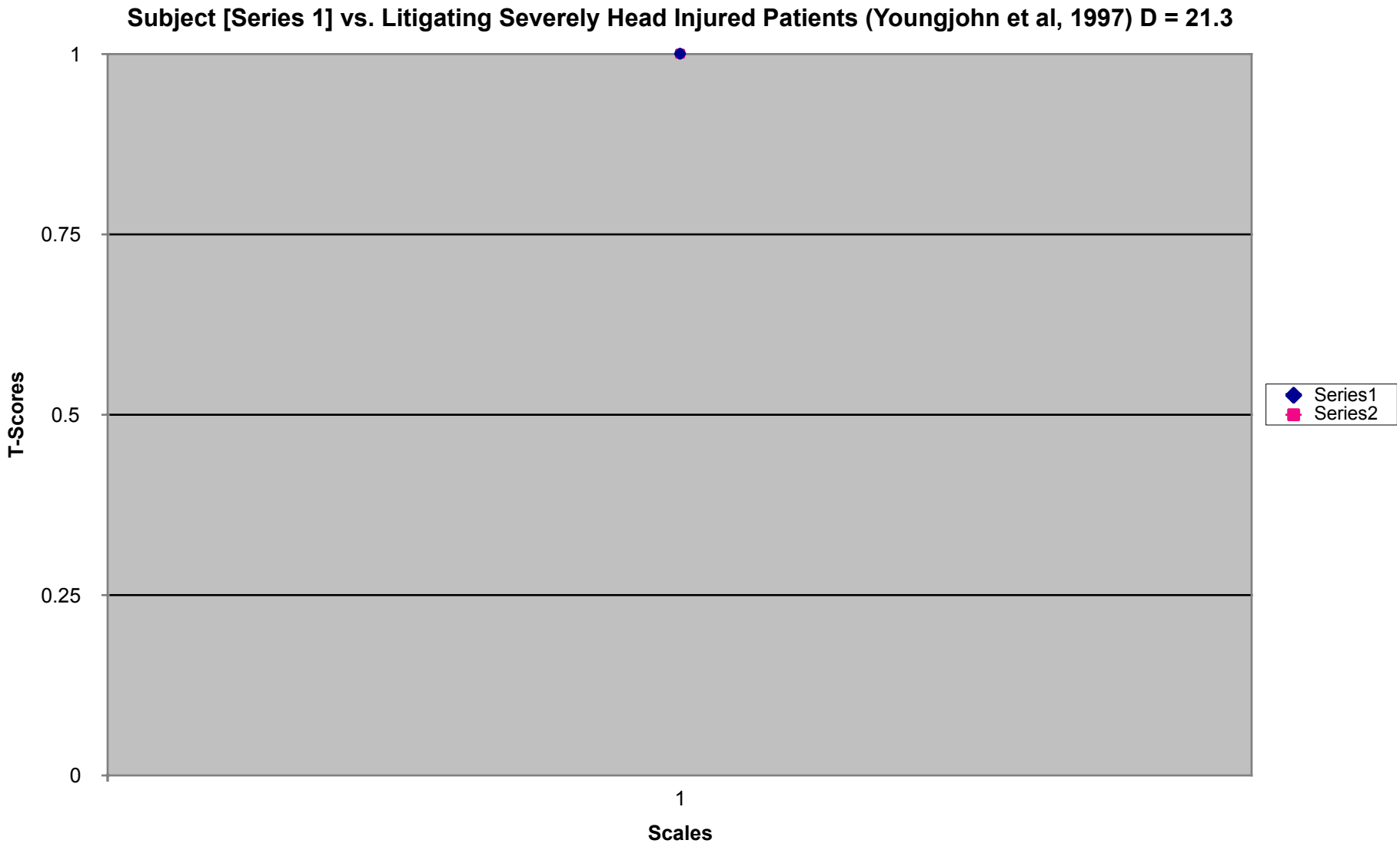
Subject [Series 1] vs. Litigating Severely Head Injured Patients (Youngjohn et al, 1997) D = 21.3
1
0.75
0.5
0.25
0
T-Scores
1
Scales
Series1
Series2

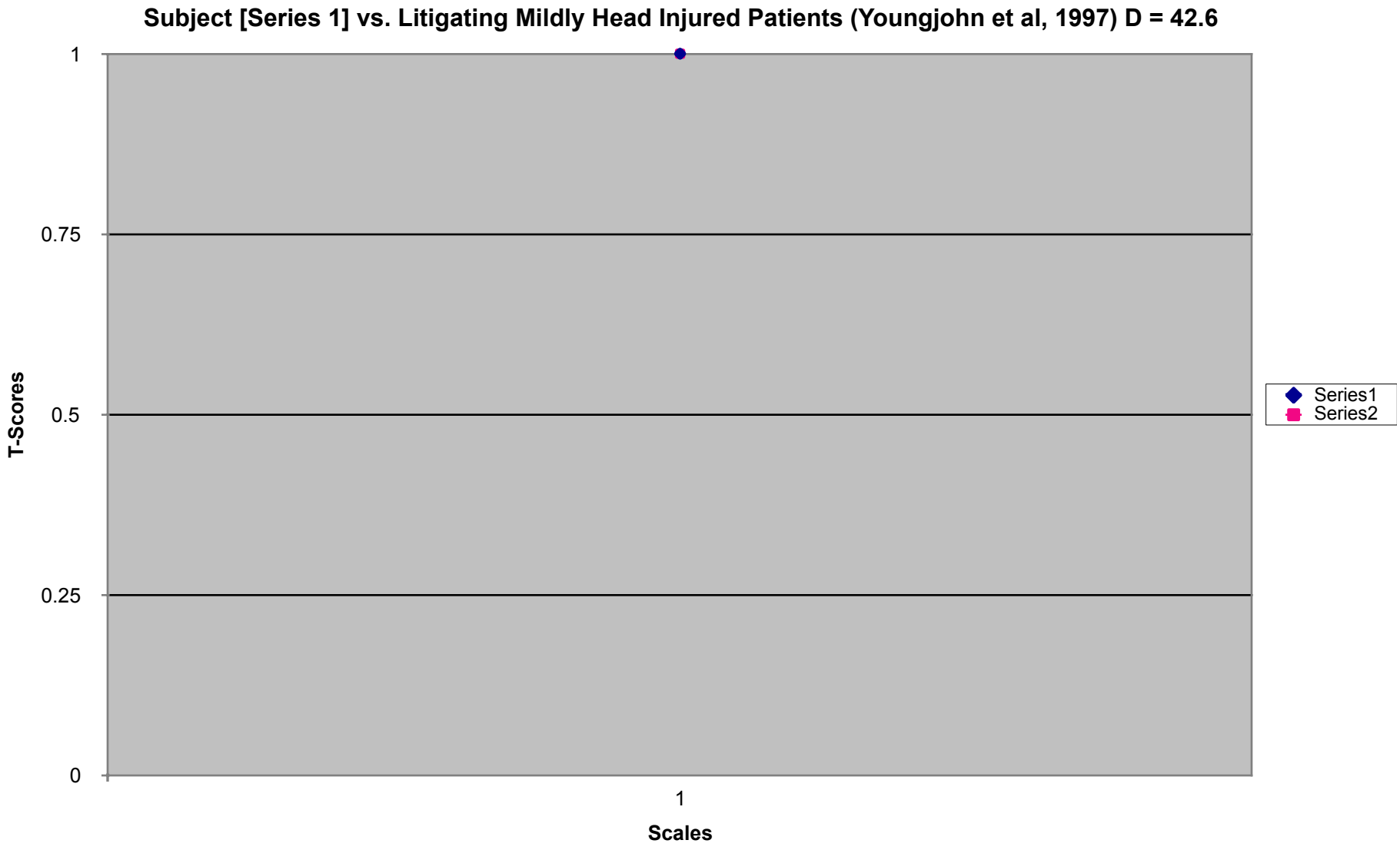
Subject [Series 1] vs. Litigating Mildly Head Injured Patients (Youngjohn et al, 1997) D = 42.6
1
0.75
0.5
0.25
0
T-Scores
1
Scales
Series1
Series2

| | | | | | | | | |
|---|---|---|---|---|---|---|---|---|
| All 13 scales | | | | | | | | |
| Chervinsky et al, 1998. | | Ts=Stens | Chauncey | Ts=Stens | d2 | D2 | | |
| L | 65 | 8.5 | 57.5 | 7 | 2.25 | 2.25 | 56.25 | |
| F | 55 | 6.5 | 54.6 | 6.42 | 0.0064000 | 0.8464 | 0.1599999 | |
| K | 47 | 4.9 | 50.7 | 5.64 | 0.5476 | 0.0196000 | 13.69 | |
| 1 | 70 | 9.5 | 62 | 7.9 | 2.56 | 5.76 | 64 | |
| 2 | 57 | 6.9 | 58.6 | 7.22 | 0.1024 | 2.9584 | 2.56 | |
| 3 | 52 | 5.9 | 57.8 | 7.06 | 1.3456 | 2.4336 | 33.64 | |
| 4 | 62 | 7.9 | 55.2 | 6.54 | 1.8496 | 1.0816 | 46.24 | |
| 5 | 48 | 5.1 | 43.5 | 4.2 | 0.8099999 | 1.69 | 20.25 | |
| 6 | 57 | 6.9 | 50.7 | 5.64 | 1.5876 | 0.0196000 | 39.69 | |
| 7 | 62 | 7.9 | 56.2 | 6.74 | 1.3456 | 1.5376 | 33.64 | |
| 8 | 70 | 9.5 | 58.7 | 7.24 | 5.1076 | 3.0276 | 127.69 | |
| 9 | 75 | 10.5 | 55.8 | 6.66 | 14.7456 | 1.3456 | 368.64 | |
| 0 | 59 | 7.3 | 50.3 | 5.56 | 3.0276 | 0.0035999 | 75.690000 | |
| | | | | | Sum d2 | Sum D2 | | |
| | | | | | 35.2856 | 22.9736 | 882.14 | |
| | 49.36 | | | 37.048 | | | 29.700841 | |
| rp = | 0.3442508 | | | 107.6192 | 0.3442508 | | | |
| | | | | | | | | |
| Gass, 1996 | | 48 males | w CHIs | Ts=Stens | d2 | D2 | | |
| L | 65 | 8.5 | 53 | 6.1 | 5.76 | 0.36 | 144 | |
| F | 55 | 6.5 | 67 | 8.9 | 5.76 | 11.56 | 144 | |
| K | 47 | 4.9 | 44 | 4.3 | 0.3600000 | 1.44 | 9 | |
| 1 | 70 | 9.5 | 65 | 8.5 | 1 | 9 | 25 | |
| 2 | 57 | 6.9 | 68 | 9.1 | 4.84 | 12.96 | 121 | |
| 3 | 52 | 5.9 | 60 | 7.5 | 2.56 | 4 | 64 | |
| 4 | 62 | 7.9 | 61 | 7.7 | 0.0400000 | 4.84 | 1 | |
| 5 | 48 | 5.1 | 46 | 4.7 | 0.16 | 0.64 | 4 | |
| 6 | 57 | 6.9 | 64 | 8.3 | 1.96 | 7.84 | 49 | |
| 7 | 62 | 7.9 | 65 | 8.5 | 0.36 | 9 | 9 | |
| 8 | 70 | 9.5 | 70 | 9.5 | 0 | 16 | 0 | |
| 9 | 75 | 10.5 | 52 | 5.9 | 21.16 | 0.16 | 529 | |
| 0 | 59 | 7.3 | 57 | 6.9 | 0.16 | 1.96 | 4 | |
| | | | | | Sum d2 | Sum D2 | | |
| | | | Checked | | 44.12 | 79.76 | 1103 | |
| rp = | 0.4906488 | | | | | | 33.2114438 | |
| | | | | | | | | |
| Graham et al, 1991. Male fake-bad | | | ds | Ts=Stens | d2 | D2 | | |
| L | 65 | 8.5 | 50.9 | 5.68 | 7.9524 | 0.0323999 | 198.81 | |
| F | 55 | 6.5 | 117.5 | 19 | 156.25 | 182.25 | 3906.25 | |
| K | 47 | 4.9 | 35.8 | 2.66 | 5.0176000 | 8.0656 | 125.44 | |
| 1 | 70 | 9.5 | 89.5 | 13.4 | 15.21 | 62.41 | 380.25 | |
| 2 | 57 | 6.9 | 80.6 | 11.62 | 22.2784 | 37.4544 | 556.96 | |
| 3 | 52 | 5.9 | 81.3 | 11.76 | 34.3396 | 39.1876 | 858.49 | |
| 4 | 62 | 7.9 | 88.5 | 13.2 | 28.09 | 59.29 | 702.25 | |

| | | | | | | | |
|---|---|---|---|---|---|---|---|
| 5 | 48 | 5.1 | 56.1 | 6.72 | 2.6244 | 1.4884 | 65.61 |
| 6 | 57 | 6.9 | 111.7 | 17.84 | 119.6836 | 152.2756 | 2992.09 |
| 7 | 62 | 7.9 | 94.9 | 14.48 | 43.2964 | 80.6404 | 1082.41 |
| 8 | 70 | 9.5 | 115.4 | 18.58 | 82.4464 | 171.0864 | 2061.16 |
| 9 | 75 | 10.5 | 89.1 | 13.32 | 7.95239999 | 61.1524 | 198.81 |
| 0 | 59 | 7.3 | 74.1 | 10.32 | 9.12039999 | 23.2324 | 228.01 |
| | | | Checked | | Sum d2 | Sum D2 | |
| rp = | 0.2692295 | | | | 534.2616 | 878.5656 | 13356.54 |
| | | | | | | | 115.570497 |
| | | | | | | | |
| Graham et al, 1991. female fake-ba | | | ads. | Ts=Stens | d2 | D2 | |
| L | 65 | 8.5 | 43.1 | 4.12 | 19.1844 | 1.9044 | 479.61 |
| F | 55 | 6.5 | 117.8 | 19.06 | 157.7536 | 183.8736 | 3943.84 |
| K | 47 | 4.9 | 32.7 | 2.04 | 8.1796 | 11.9716 | 204.49 |
| 1 | 70 | 9.5 | 89.2 | 13.34 | 14.7456 | 61.4656 | 368.64 |
| 2 | 57 | 6.9 | 85.3 | 12.56 | 32.0356 | 49.8436 | 800.89 |
| 3 | 52 | 5.9 | 79.8 | 11.46 | 30.9136 | 35.5216 | 772.84 |
| 4 | 62 | 7.9 | 92.6 | 14.02 | 37.4544 | 72.5904 | 936.36 |
| 5 | 48 | 5.1 | 67.8 | 9.06 | 15.6816 | 12.6736 | 392.04 |
| 6 | 57 | 6.9 | 115.7 | 18.64 | 137.8276 | 172.6596 | 3445.69 |
| 7 | 62 | 7.9 | 91 | 13.7 | 33.64 | 67.24 | 841 |
| 8 | 70 | 9.5 | 117.1 | 18.92 | 88.7364 | 180.0964 | 2218.41 |
| 9 | 75 | 10.5 | 81.9 | 11.88 | 1.9044 | 40.7044 | 47.610000 |
| 0 | 59 | 7.3 | 75.2 | 10.54 | 10.4976 | 25.4016 | 262.44 |
| | | | Checked | | Sum d2 | Sum D2 | |
| rp = | 0.2424618 | | | | 588.5544 | 915.9464 | 14713.86 |
| | | | | | | | 121.30070 |
| | | | | | | | |
| Graham et al, 1991. Fake good inst | | | tructions. | Males | d2 | D2 | |
| L | 65 | 8.5 | 72.3 | 9.96 | 2.1316 | 19.8916 | 53.29 |
| F | 55 | 6.5 | 45.8 | 4.66 | 3.3856 | 0.7056000 | 84.640000 |
| K | 47 | 4.9 | 56.6 | 6.82 | 3.6864 | 1.7424 | 92.16 |
| 1 | 70 | 9.5 | 47.4 | 4.98 | 20.4304 | 0.2704 | 510.76 |
| 2 | 57 | 6.9 | 46.1 | 4.72 | 4.7524 | 0.60839999 | 118.81 |
| 3 | 52 | 5.9 | 48.1 | 5.12 | 0.6084 | 0.1444 | 15.21 |
| 4 | 62 | 7.9 | 46.6 | 4.82 | 9.4864 | 0.4624 | 237.16 |
| 5 | 48 | 5.1 | 45.6 | 4.62 | 0.2304 | 0.7744 | 5.75999999 |
| 6 | 57 | 6.9 | 47.4 | 4.98 | 3.6864 | 0.2704 | 92.16 |
| 7 | 62 | 7.9 | 47.1 | 4.92 | 8.8804 | 0.3364 | 222.01 |
| 8 | 70 | 9.5 | 48 | 5.1 | 19.36 | 0.16 | 484 |
| 9 | 75 | 10.5 | 53.6 | 6.22 | 18.3184 | 0.5184000 | 457.96 |
| 0 | 59 | 7.3 | 41.1 | 3.72 | 12.8164 | 3.1684 | 320.41 |
| | | | Checked | | Sum d2 | Sum D2 | |
| rp = | -0.1576914 | | | | 107.7732 | 29.0532 | 2694.33 |
| | | | | | | | 51.906935 |

| | | | | | | | |
|---|---|---|---|---|---|---|---|
| Graham et al, 1991. Fake good inst | | | ructions. | Females | d2 | D2 | |
| L | 65 | 8.5 | 76.5 | 10.8 | 5.29 | 28.09 | 132.25 |
| F | 55 | 6.5 | 46.2 | 4.74 | 3.0976 | 0.5776 | 77.44 |
| K | 47 | 4.9 | 60.7 | 7.64 | 7.5076 | 4.5796 | 187.69 |
| 1 | 70 | 9.5 | 46.9 | 4.88 | 21.3444 | 0.3844 | 533.61 |
| 2 | 57 | 6.9 | 43.2 | 4.14 | 7.6176 | 1.8496 | 190.44 |
| 3 | 52 | 5.9 | 48.7 | 5.24 | 0.4356 | 0.06759999 | 10.89 |
| 4 | 62 | 7.9 | 46.4 | 4.78 | 9.73440000 | 0.51840000 | 243.36 |
| 5 | 48 | 5.1 | 63.4 | 8.18 | 9.4864 | 7.1824 | 237.16 |
| 6 | 57 | 6.9 | 45.7 | 4.64 | 5.1076 | 0.73959999 | 127.69 |
| 7 | 62 | 7.9 | 47.4 | 4.98 | 8.5264 | 0.2704 | 213.16 |
| 8 | 70 | 9.5 | 50.3 | 5.56 | 15.5236 | 0.00359999 | 388.09 |
| 9 | 75 | 10.5 | 56.9 | 6.88 | 13.1044 | 1.9044 | 327.61 |
| 0 | 59 | 7.3 | 37.4 | 2.98 | 18.6624 | 6.3504 | 466.56 |
| | | | | | Sum d2 | Sum D2 | |
| rp = | -0.1036442 | | Checked | | 125.438 | 52.518 | 3135.95 |
| | | | | | | | 55.999553 |

| | | | | | | | |
|---|---|---|---|---|---|---|---|
| Iverson et al, 1995. Malingering. | | | | Ts=Stens | d2 | D2 | #252 |
| L | 65 | 8.5 | 56.5 | 6.8 | 2.89 | 1.69 | 72.25 |
| F | 55 | 6.5 | 112.9 | 18.08 | 134.0964 | 158.2564 | 3352.41 |
| K | 47 | 4.9 | 38.9 | 3.28 | 2.6244 | 4.9284 | 65.61 |
| 1 | 70 | 9.5 | 73.6 | 10.22 | 0.51839999 | 22.2784 | 12.96 |
| 2 | 57 | 6.9 | 69.2 | 9.34 | 5.9536 | 14.7456 | 148.84 |
| 3 | 52 | 5.9 | 73.6 | 10.22 | 18.6624 | 22.2784 | 466.56 |
| 4 | 62 | 7.9 | 76.8 | 10.86 | 8.76159999 | 28.7296 | 219.04 |
| 5 | 48 | 5.1 | 55 | 6.5 | 1.96 | 1 | 49 |
| 6 | 57 | 6.9 | 98.5 | 15.2 | 68.89 | 94.09 | 1722.25 |
| 7 | 62 | 7.9 | 76 | 10.7 | 7.83999999 | 27.04 | 196 |
| 8 | 70 | 9.5 | 100 | 15.5 | 36 | 100 | 900 |
| 9 | 75 | 10.5 | 78.7 | 11.24 | 0.5476 | 32.9476 | 13.69 |
| 0 | 59 | 7.3 | 62.5 | 8 | 0.49 | 6.25 | 12.25 |
| | | | | | Sum d2 | Sum D2 | |
| rp = | 0.32170583 | | Checked | | 289.2344 | 514.2344 | 7230.86 |
| | | | | | | | 85.034463 |

| | | | | | | | |
|---|---|---|---|---|---|---|---|
| Lamb et al, 1994. Validity information.Males | | | | N=25 | d2 | D2 | |
| L | 65 | 8.5 | 44.4 | 4.38 | 16.9744 | 1.2544 | 424.36 |
| F | 55 | 6.5 | 65.6 | 8.62 | 4.4944 | 9.7344 | 112.36 |
| K | 47 | 4.9 | 43.8 | 4.26 | 0.40960000 | 1.5376 | 10.24 |
| 1 | 70 | 9.5 | 67.6 | 9.02 | 0.2304 | 12.3904 | 5.76000000 |
| 2 | 57 | 6.9 | 67 | 8.9 | 4 | 11.56 | 100 |
| 3 | 52 | 5.9 | 64.4 | 8.38 | 6.1504 | 8.2944 | 153.76 |
| 4 | 62 | 7.9 | 54.9 | 6.48 | 2.0164 | 0.96039999 | 50.41 |

| | | | | | | | |
|---|---|---|---|---|---|---|---|
| 5 | 48 | 5.1 | 52.1 | 5.92 | 0.6724 | 0.1764 | 16.81 |
| 6 | 57 | 6.9 | 59.3 | 7.36 | 0.21159999 | 3.4596 | 5.28999999 |
| 7 | 62 | 7.9 | 68.1 | 9.12 | 1.4884 | 13.1044 | 37.2099999 |
| 8 | 70 | 9.5 | 66.9 | 8.88 | 0.38439999 | 11.4244 | 9.60999999 |
| 9 | 75 | 10.5 | 54.5 | 6.4 | 16.81 | 0.81000000 | 420.25 |
| 0 | 59 | 7.3 | 59.3 | 7.36 | 0.00359999 | 3.4596 | 0.08999999 |
| | | | | | Sum d2 | Sum D2 | |
| rp = | 0.40623690 | | | | 53.846 | 78.166 | 1346.15 |
| | | | | | | | 36.689916 |
| | | | | | | | |
| Lamb et al, 1994. Validity information. N=17 | | | | Females. | d2 | D2 | |
| L | 65 | 8.5 | 44.4 | 4.38 | 16.9744 | 1.2544 | 424.36 |
| F | 55 | 6.5 | 65.6 | 8.62 | 4.4944 | 9.7344 | 112.36 |
| K | 47 | 4.9 | 43.8 | 4.26 | 0.40960000 | 1.5376 | 10.24 |
| 1 | 70 | 9.5 | 67.6 | 9.02 | 0.2304 | 12.3904 | 5.76000000 |
| 2 | 57 | 6.9 | 67 | 8.9 | 4 | 11.56 | 100 |
| 3 | 52 | 5.9 | 64.4 | 8.38 | 6.1504 | 8.2944 | 153.76 |
| 4 | 62 | 7.9 | 54.9 | 6.48 | 2.0164 | 0.96039999 | 50.41 |
| 5 | 48 | 5.1 | 58.6 | 7.22 | 4.4944 | 2.9584 | 112.36 |
| 6 | 57 | 6.9 | 59.3 | 7.36 | 0.21159999 | 3.4596 | 5.28999999 |
| 7 | 62 | 7.9 | 68.1 | 9.12 | 1.4884 | 13.1044 | 37.2099999 |
| 8 | 70 | 9.5 | 66.9 | 8.88 | 0.38439999 | 11.4244 | 9.60999999 |
| 9 | 75 | 10.5 | 54.5 | 6.4 | 16.81 | 0.81000000 | 420.25 |
| 0 | 59 | 7.3 | 59.3 | 7.36 | 0.00359999 | 3.4596 | 0.08999999 |
| | | | | | Sum d2 | Sum D2 | |
| rp = | 0.38643231 | | | | 57.668 | 80.948 | 1441.7 |
| | | | | | | | 37.969724 |
| | | | | | | | |
| | | | | | | | |
| Lamb et al, 1994. CHI information. Males | | | | N=20 | d2 | D2 | |
| L | 65 | 8.5 | 48.5 | 5.2 | 10.89 | 0.08999999 | 272.25 |
| F | 55 | 6.5 | 89.5 | 13.4 | 47.61 | 62.41 | 1190.25 |
| K | 47 | 4.9 | 38.1 | 3.12 | 3.1684 | 5.6644 | 79.21 |
| 1 | 70 | 9.5 | 78.7 | 11.24 | 3.0276 | 32.9476 | 75.69000000 |
| 2 | 57 | 6.9 | 80.8 | 11.66 | 22.6576 | 37.9456 | 566.44 |
| 3 | 52 | 5.9 | 74.7 | 10.44 | 20.6116 | 24.4036 | 515.29 |
| 4 | 62 | 7.9 | 62.8 | 8.06 | 0.02559999 | 6.55359999 | 0.63999999 |
| 5 | 48 | 5.1 | 53.4 | 6.18 | 1.1664 | 0.4624 | 29.16 |
| 6 | 57 | 6.9 | 82.1 | 11.92 | 25.2004 | 41.2164 | 630.01 |
| 7 | 62 | 7.9 | 83 | 12.1 | 17.64 | 43.56 | 441 |
| 8 | 70 | 9.5 | 86 | 12.7 | 10.24 | 51.84 | 256 |
| 9 | 75 | 10.5 | 59.5 | 7.4 | 9.61 | 3.61 | 240.25 |
| 0 | 59 | 7.3 | 69.1 | 9.32 | 4.08039999 | 14.5924 | 102.01 |
| | | | | | Sum d2 | Sum D2 | |
| rp = | 0.36094038 | | | | 175.928 | 325.296 | 4398.2 |
| | | | | | | | 66.318926 |

| | | | | | | | |
|---|---|---|---|---|---|---|---|
| Lamb et al, 1994. CHI information. N=23 | | | | Females. | d2 | D2 | |
| L | 65 | 8.5 | 48.5 | 5.2 | 10.89 | 0.0899999 | 272.25 |
| F | 55 | 6.5 | 89.5 | 13.4 | 47.61 | 62.41 | 1190.25 |
| K | 47 | 4.9 | 38.1 | 3.12 | 3.1684 | 5.6644 | 79.21 |
| 1 | 70 | 9.5 | 78.7 | 11.24 | 3.0276 | 32.9476 | 75.690000 |
| 2 | 57 | 6.9 | 80.8 | 11.66 | 22.6576 | 37.9456 | 566.44 |
| 3 | 52 | 5.9 | 74.7 | 10.44 | 20.6116 | 24.4036 | 515.29 |
| 4 | 62 | 7.9 | 62.8 | 8.06 | 0.0255999 | 6.5535999 | 0.6399999 |
| 5 | 48 | 5.1 | 52.7 | 6.04 | 0.8836000 | 0.2916000 | 22.09 |
| 6 | 57 | 6.9 | 82.1 | 11.92 | 25.2004 | 41.2164 | 630.01 |
| 7 | 62 | 7.9 | 83 | 12.1 | 17.64 | 43.56 | 441 |
| 8 | 70 | 9.5 | 86 | 12.7 | 10.24 | 51.84 | 256 |
| 9 | 75 | 10.5 | 59.5 | 7.4 | 9.61 | 3.61 | 240.25 |
| 0 | 59 | 7.3 | 69.1 | 9.32 | 4.0803999 | 14.5924 | 102.01 |
| | | | | | Sum d2 | Sum D2 | |
| rp = | 0.3614415 | | | | 175.6452 | 325.1252 | 4391.13 |
| | | | | | | | 66.265601 |
| | | | | | | | |
| Lamb et al, 1994. Validity and CHI information.Males | | | | | N = 13 | D2 | |
| L | 65 | 8.5 | 48.8 | 5.26 | 10.4976 | 0.0576000 | 262.44 |
| F | 55 | 6.5 | 68.2 | 9.14 | 6.9696 | 13.2496 | 174.24 |
| K | 47 | 4.9 | 41.7 | 3.84 | 1.1236 | 2.7556 | 28.09 |
| 1 | 70 | 9.5 | 68.3 | 9.16 | 0.1156 | 13.3956 | 2.8900000 |
| 2 | 57 | 6.9 | 75.6 | 10.62 | 13.8384 | 26.2144 | 345.96 |
| 3 | 52 | 5.9 | 68.3 | 9.16 | 10.6276 | 13.3956 | 265.69 |
| 4 | 62 | 7.9 | 52.8 | 6.06 | 3.3856 | 0.3136 | 84.640000 |
| 5 | 48 | 5.1 | 54.9 | 6.48 | 1.9044 | 0.9603999 | 47.61 |
| 6 | 57 | 6.9 | 62.6 | 8.02 | 1.2544 | 6.3504 | 31.36 |
| 7 | 62 | 7.9 | 69.5 | 9.4 | 2.25 | 15.21 | 56.25 |
| 8 | 70 | 9.5 | 68 | 9.1 | 0.16 | 12.96 | 4 |
| 9 | 75 | 10.5 | 52.5 | 6 | 20.25 | 0.25 | 506.25 |
| 0 | 59 | 7.3 | 63.9 | 8.28 | 0.9603999 | 7.7284 | 24.01 |
| | | | | | Sum d2 | Sum D2 | |
| rp = | 0.3772803 | | | | 73.3372 | 112.8412 | 1833.43 |
| | | | | | | | 42.818570 |
| | | | | | | | |
| Lamb et al, 1994. Validity and CHI information.Females | | | | | N = 22 | D2 | |
| L | 65 | 8.5 | 48.8 | 5.26 | 10.4976 | 0.0576000 | 262.44 |
| F | 55 | 6.5 | 68.2 | 9.14 | 6.9696 | 13.2496 | 174.24 |
| K | 47 | 4.9 | 41.7 | 3.84 | 1.1236 | 2.7556 | 28.09 |
| 1 | 70 | 9.5 | 68.3 | 9.16 | 0.1156 | 13.3956 | 2.8900000 |
| 2 | 57 | 6.9 | 75.6 | 10.62 | 13.8384 | 26.2144 | 345.96 |
| 3 | 52 | 5.9 | 68.3 | 9.16 | 10.6276 | 13.3956 | 265.69 |
| 4 | 62 | 7.9 | 52.8 | 6.06 | 3.3856 | 0.3136 | 84.640000 |

| | | | | | | | |
|---|---|---|---|---|---|---|---|
| 5 | 48 | 5.1 | 54 | 6.3 | 1.44 | 0.64 | 36 |
| 6 | 57 | 6.9 | 62.6 | 8.02 | 1.2544 | 6.3504 | 31.36 |
| 7 | 62 | 7.9 | 69.5 | 9.4 | 2.25 | 15.21 | 56.25 |
| 8 | 70 | 9.5 | 68 | 9.1 | 0.16 | 12.96 | 4 |
| 9 | 75 | 10.5 | 52.5 | 6 | 20.25 | 0.25 | 506.25 |
| 0 | 59 | 7.3 | 63.9 | 8.28 | 0.9603999 | 7.7284 | 24.01 |
| | | | | | Sum d2 | Sum D2 | |
| rp = | 0.3791549 | | | | 72.8728 | 112.5208 | 1821.82 |
| | | | | | | | 42.682783 |
| | | | | | | | |
| Lamb et al, 1994. Malingering without information.Males | | | | | N = 17 | D2 | |
| L | 65 | 8.5 | 50.9 | 5.68 | 7.9524 | 0.0323999 | 198.81 |
| F | 55 | 6.5 | 74.9 | 10.48 | 15.8404 | 24.8004 | 396.01 |
| K | 47 | 4.9 | 42.4 | 3.98 | 0.8464000 | 2.3104 | 21.16 |
| 1 | 70 | 9.5 | 74.6 | 10.42 | 0.8463999 | 24.2064 | 21.159999 |
| 2 | 57 | 6.9 | 73.5 | 10.2 | 10.89 | 22.09 | 272.25 |
| 3 | 52 | 5.9 | 72 | 9.9 | 16 | 19.36 | 400 |
| 4 | 62 | 7.9 | 55.9 | 6.68 | 1.4884 | 1.3924 | 37.21 |
| 5 | 48 | 5.1 | 58.2 | 7.14 | 4.1616 | 2.6896 | 104.04 |
| 6 | 57 | 6.9 | 68.6 | 9.22 | 5.3823999 | 13.8384 | 134.56 |
| 7 | 62 | 7.9 | 75.3 | 10.56 | 7.0755999 | 25.6036 | 176.89 |
| 8 | 70 | 9.5 | 78.8 | 11.26 | 3.0976 | 33.1776 | 77.44 |
| 9 | 75 | 10.5 | 57.5 | 7 | 12.25 | 2.25 | 306.25 |
| 0 | 59 | 7.3 | 62.4 | 7.98 | 0.4624 | 6.1504 | 11.56 |
| | | | | | Sum d2 | Sum D2 | |
| rp = | 0.4495795 | | | | 86.2936 | 177.9016 | 2157.34 |
| | | | | | | | 46.447174 |
| | | | | | | | |
| Lamb et al, 1994. Malingering without information.N=22 | | | | | Females. | D2 | |
| L | 65 | 8.5 | 50.9 | 5.68 | 7.9524 | 0.0323999 | 198.81 |
| F | 55 | 6.5 | 74.9 | 10.48 | 15.8404 | 24.8004 | 396.01 |
| K | 47 | 4.9 | 42.4 | 3.98 | 0.8464000 | 2.3104 | 21.16 |
| 1 | 70 | 9.5 | 74.6 | 10.42 | 0.8463999 | 24.2064 | 21.159999 |
| 2 | 57 | 6.9 | 73.5 | 10.2 | 10.89 | 22.09 | 272.25 |
| 3 | 52 | 5.9 | 72 | 9.9 | 16 | 19.36 | 400 |
| 4 | 62 | 7.9 | 55.9 | 6.68 | 1.4884 | 1.3924 | 37.21 |
| 5 | 48 | 5.1 | 57.4 | 6.98 | 3.5344 | 2.1904 | 88.36 |
| 6 | 57 | 6.9 | 68.6 | 9.22 | 5.3823999 | 13.8384 | 134.56 |
| 7 | 62 | 7.9 | 75.3 | 10.56 | 7.0755999 | 25.6036 | 176.89 |
| 8 | 70 | 9.5 | 78.8 | 11.26 | 3.0976 | 33.1776 | 77.44 |
| 9 | 75 | 10.5 | 57.5 | 7 | 12.25 | 2.25 | 306.25 |
| 0 | 59 | 7.3 | 62.4 | 7.98 | 0.4624 | 6.1504 | 11.56 |
| | | | | | Sum d2 | Sum D2 | |
| rp = | 0.4516100 | | | | 85.6664 | 177.4024 | 2141.66 |
| | | | | | | | 46.278072 |

| | | | | | | | |
|---|---|---|---|---|---|---|---|
| Legan & Craig, 1996. Male substance abusers. | | | | | | D2 | |
| L | 65 | 8.5 | 49.52 | 5.404 | 9.585216 | 0.0092159 | 239.6304 |
| F | 55 | 6.5 | 57.83 | 7.066 | 0.320356 | 2.452356 | 8.0088999 |
| K | 47 | 4.9 | 49.34 | 5.368 | 0.219024 | 0.0174239 | 5.4756000 |
| 1 | 70 | 9.5 | 53.95 | 6.29 | 10.3041 | 0.6241000 | 257.6025 |
| 2 | 57 | 6.9 | 63.21 | 8.142 | 1.542564 | 6.980164 | 38.5641 |
| 3 | 52 | 5.9 | 57.21 | 6.942 | 1.085764 | 2.079364 | 27.1441 |
| 4 | 62 | 7.9 | 68.27 | 9.154 | 1.572516 | 13.351716 | 39.312899 |
| 5 | 48 | 5.1 | 52.19 | 5.938 | 0.702244 | 0.191844 | 17.5561 |
| 6 | 57 | 6.9 | 60.5 | 7.6 | 0.4899999 | 4.41 | 12.25 |
| 7 | 62 | 7.9 | 62.98 | 8.096 | 0.0384159 | 6.739216 | 0.9603999 |
| 8 | 70 | 9.5 | 60.42 | 7.584 | 3.671056 | 4.343056 | 91.7764 |
| 9 | 75 | 10.5 | 62.26 | 7.952 | 6.492304 | 6.012304 | 162.3076 |
| 0 | 59 | 7.3 | 53.04 | 6.108 | 1.420864 | 0.369664 | 35.5216 |
| | | | | | Sum d2 | Sum D2 | |
| rp = | 0.4427284 | | Checked | | 37.444424 | 47.580424 | 936.1106 |
| | | | | | | | 30.595924 |
| | | | | | | | |
| Legan & Craig, 1996. Female substance abusers. | | | | | | D2 | |
| L | 65 | 8.5 | 50.46 | 5.592 | 8.456464 | 0.0084640 | 211.4116 |
| F | 55 | 6.5 | 65.38 | 8.576 | 4.3097759 | 9.4617759 | 107.7444 |
| K | 47 | 4.9 | 45.33 | 4.566 | 0.111556 | 0.872356 | 2.7889000 |
| 1 | 70 | 9.5 | 57.69 | 7.038 | 6.061444 | 2.365444 | 151.5361 |
| 2 | 57 | 6.9 | 65.07 | 8.514 | 2.604996 | 9.084196 | 65.124899 |
| 3 | 52 | 5.9 | 50.2 | 5.54 | 0.1296 | 0.0016000 | 3.2399999 |
| 4 | 62 | 7.9 | 68.27 | 9.154 | 1.572516 | 13.351716 | 39.312899 |
| 5 | 48 | 5.1 | 53.07 | 6.114 | 1.028196 | 0.376996 | 25.7049 |
| 6 | 57 | 6.9 | 64.59 | 8.418 | 2.304324 | 8.5147240 | 57.608100 |
| 7 | 62 | 7.9 | 61.74 | 7.848 | 0.0027039 | 5.513104 | 0.0675999 |
| 8 | 70 | 9.5 | 67.46 | 8.992 | 0.2580640 | 12.194064 | 6.4516000 |
| 9 | 75 | 10.5 | 61.2 | 7.74 | 7.6176 | 5.0176 | 190.44 |
| 0 | 59 | 7.3 | 56.56 | 6.812 | 0.238144 | 1.721344 | 5.9535999 |
| | | | | | Sum d2 | Sum D2 | |
| rp = | 0.5450942 | | Checked | | 34.695384 | 68.483384 | 867.3846 |
| | | | | | | | 29.451393 |
| | | | | | | | |
| | | | | | | | |
| Miller & Paniak, 1995. 53 TBIs.+ | | | 839 days | Mixed | | D2 | |
| L | 65 | 8.5 | 57.5 | 7 | 2.25 | 2.25 | 56.25 |
| F | 55 | 6.5 | 62.8 | 8.06 | 2.4336 | 6.5535999 | 60.84 |
| K | 47 | 4.9 | 45.7 | 4.64 | 0.0675999 | 0.7395999 | 1.6899999 |
| 1 | 70 | 9.5 | 62.2 | 7.94 | 2.4336 | 5.9536 | 60.84 |
| 2 | 57 | 6.9 | 64.2 | 8.34 | 2.0736 | 8.0656 | 51.84 |
| 3 | 52 | 5.9 | 59.2 | 7.34 | 2.0736 | 3.3856 | 51.84 |
| 4 | 62 | 7.9 | 56.6 | 6.82 | 1.1664 | 1.7424 | 29.16 |

| | | | | | | | |
|---|---|---|---|---|---|---|---|
| 5 | 48 | 5.1 | 51.6 | 5.82 | 0.5184000 | 0.1024 | 12.96 |
| 6 | 57 | 6.9 | 59.8 | 7.46 | 0.3135999 | 3.8416 | 7.8399999 |
| 7 | 62 | 7.9 | 62 | 7.9 | 0 | 5.76 | 0 |
| 8 | 70 | 9.5 | 64.5 | 8.4 | 1.21 | 8.41 | 30.25 |
| 9 | 75 | 10.5 | 57.5 | 7 | 12.25 | 2.25 | 306.25 |
| 0 | 59 | 7.3 | 54.9 | 6.48 | 0.6724 | 0.9603999 | 16.81 |
| | | | | | Sum d2 | Sum D2 | |
| rp = | 0.5669612 | | Checked | | 27.4628 | 50.0148 | 686.57 |
| | | | | | | | 26.202480 |
| | | | | | | | |
| Shores & Carstairs, 1998. Fake bad. | | | | Mixed | | D2 | |
| L | 65 | 8.5 | 46 | 4.7 | 14.44 | 0.64 | 361 |
| F | 55 | 6.5 | 118.6 | 19.22 | 161.7984 | 188.2384 | 4044.96 |
| K | 47 | 4.9 | 37.6 | 3.02 | 3.5344 | 6.1504 | 88.36 |
| 1 | 70 | 9.5 | 79.6 | 11.42 | 3.6863999 | 35.0464 | 92.1599999 |
| 2 | 57 | 6.9 | 78.3 | 11.16 | 18.1476 | 32.0356 | 453.69 |
| 3 | 52 | 5.9 | 73.1 | 10.12 | 17.8084 | 21.3444 | 445.21 |
| 4 | 62 | 7.9 | 92.3 | 13.96 | 36.7236 | 71.5716 | 918.09 |
| 5 | 48 | 5.1 | 72.6 | 10.02 | 24.2064 | 20.4304 | 605.16 |
| 6 | 57 | 6.9 | 103.8 | 16.26 | 87.6096 | 115.7776 | 2190.24 |
| 7 | 62 | 7.9 | 80.8 | 11.66 | 14.1376 | 37.9456 | 353.44 |
| 8 | 70 | 9.5 | 108.4 | 17.18 | 58.9824 | 136.4224 | 1474.56 |
| 9 | 75 | 10.5 | 80.2 | 11.54 | 1.0816 | 36.4816 | 27.04 |
| 0 | 59 | 7.3 | 71.1 | 9.72 | 5.8564 | 17.8084 | 146.41 |
| | | | | | Sum d2 | Sum D2 | |
| rp = | 0.2639029 | | Checked | | 448.0128 | 719.8928 | 11200.32 |
| | | | | | | | 105.83156 |
| | | | | | | | |
| B363 | | | | | | | |
| Storm & Graham, 2000. 67 uncoached malingering males. | | | | | es | D2 | |
| L | 65 | 8.5 | 51.9 | 5.88 | 6.8644 | 0.1444 | 171.61 |
| F | 55 | 6.5 | 111.84 | 17.868 | 129.23142 | 152.96742 | 3230.7856 |
| K | 47 | 4.9 | 38.72 | 3.244 | 2.742336 | 5.089536 | 68.5584 |
| 1 | 70 | 9.5 | 79.22 | 11.344 | 3.400336 | 34.152336 | 85.0084 |
| 2 | 57 | 6.9 | 69.72 | 9.444 | 6.4719359 | 15.555136 | 161.7984 |
| 3 | 52 | 5.9 | 69.81 | 9.462 | 12.687844 | 15.697444 | 317.1961 |
| 4 | 62 | 7.9 | 75.93 | 10.686 | 7.7617960 | 26.894596 | 194.0449 |
| 5 | 48 | 5.1 | 58.48 | 7.196 | 4.393216 | 2.876416 | 109.8304 |
| 6 | 57 | 6.9 | 99.88 | 15.476 | 73.547776 | 99.520576 | 1838.6944 |
| 7 | 62 | 7.9 | 81.54 | 11.808 | 15.272464 | 39.790864 | 381.8116 |
| 8 | 70 | 9.5 | 105.43 | 16.586 | 50.211396 | 122.89939 | 1255.2849 |
| 9 | 75 | 10.5 | 78.45 | 11.19 | 0.4761000 | 32.3761 | 11.9025 |
| 0 | 59 | 7.3 | 67.96 | 9.092 | 3.211264 | 12.902464 | 80.2815999 |
| | | | | | Sum d2 | Sum D2 | |
| rp = | 0.3172743 | | Checked | | 316.27228 | 560.86668 | 7906.8072 |

| | | | | | | | |
|---|---|---|---|---|---|---|---|
| | | | | | | | 88.920229 |
| | | | | | | | |
| B382 | | | | | | | |
| Storm & Graham, 2000 | 0 | N=93 | Coached malingering M | | males | D2 | |
| L | 65 | 8.5 | 51.02 | 5.704 | 7.817616 | 0.0416160 | 195.4404 |
| F | 55 | 6.5 | 96.91 | 14.882 | 70.257924 | 88.021924 | 1756.4481 |
| K | 47 | 4.9 | 39.12 | 3.324 | 2.483776 | 4.734976 | 62.0944 |
| 1 | 70 | 9.5 | 58.26 | 7.152 | 5.513104 | 2.729104 | 137.8276 |
| 2 | 57 | 6.9 | 61.04 | 7.708 | 0.652864 | 4.875264 | 16.3216 |
| 3 | 52 | 5.9 | 53.92 | 6.284 | 0.147456 | 0.6146560 | 3.6864000 |
| 4 | 62 | 7.9 | 66.77 | 8.854 | 0.91011599 | 11.249316 | 22.7529 |
| 5 | 48 | 5.1 | 54.99 | 6.498 | 1.954404 | 0.996004 | 48.8601 |
| 6 | 57 | 6.9 | 77.97 | 11.094 | 17.589636 | 31.292836 | 439.7409 |
| 7 | 62 | 7.9 | 69.13 | 9.326 | 2.033476 | 14.638276 | 50.836899 |
| 8 | 70 | 9.5 | 84.68 | 12.436 | 8.62009600 | 48.108096 | 215.5024 |
| 9 | 75 | 10.5 | 67.29 | 8.958 | 2.37776399 | 11.957764 | 59.444099 |
| 0 | 59 | 7.3 | 65.68 | 8.636 | 1.784896 | 9.8344960 | 44.622400 |
| | | | | | Sum d2 | Sum D2 | |
| rp = | 0.39019518 | | Checked | | 122.143128 | 229.094328 | 3053.5782 |
| | | | | | | | 55.259191 |
| | | | | | | | |
| B401 | | | | | | | |
| Storm & Graham, 2000. 124 uncoached malingering female | | | | | males | D2 | |
| L | 65 | 8.5 | 47.98 | 5.096 | 11.587216 | 0.1632160 | 289.6804 |
| F | 55 | 6.5 | 115.98 | 18.696 | 148.742416 | 174.134416 | 3718.5604 |
| K | 47 | 4.9 | 35.41 | 2.582 | 5.373124 | 8.514724 | 134.3281 |
| 1 | 70 | 9.5 | 79.4 | 11.38 | 3.5344 | 34.5744 | 88.360000 |
| 2 | 57 | 6.9 | 72.41 | 9.982 | 9.49872399 | 20.088324 | 237.4681 |
| 3 | 52 | 5.9 | 70.65 | 9.63 | 13.9129 | 17.0569 | 347.8225 |
| 4 | 62 | 7.9 | 83.81 | 12.262 | 19.027044 | 45.724644 | 475.6761 |
| 5 | 48 | 5.1 | 63.62 | 8.224 | 9.759376 | 7.420176 | 243.9844 |
| 6 | 57 | 6.9 | 105.63 | 16.626 | 94.5950759 | 123.787870 | 2364.8769 |
| 7 | 62 | 7.9 | 82.46 | 11.992 | 16.744464 | 42.146064 | 418.6116 |
| 8 | 70 | 9.5 | 107.2 | 16.94 | 55.3536 | 130.8736 | 1383.84 |
| 9 | 75 | 10.5 | 80.34 | 11.568 | 1.140624 | 36.820624 | 28.5156 |
| 0 | 59 | 7.3 | 69.85 | 9.47 | 4.7089 | 15.7609 | 117.7225 |
| | | | | | Sum d2 | Sum D2 | |
| rp = | 0.28393942 | | Checked | | 393.97786 | 657.06586 | 9849.4466 |
| | | | | | | | 99.244378 |
| | | | | | | | |
| B382 | | | | | | | |
| 156 coached malingering females. | | | | | | D2 | |
| L | 65 | 8.5 | 49.06 | 5.312 | 10.163344 | 0.03534399 | 254.0836 |
| F | 55 | 6.5 | 101.51 | 15.802 | 86.527204 | 106.131204 | 2163.1801 |
| K | 47 | 4.9 | 38.31 | 3.162 | 3.020644 | 5.466244 | 75.5161 |

| | | | | | | | |
|---|---|---|---|---|---|---|---|
| 1 | 70 | 9.5 | 63.51 | 8.202 | 1.684804 | 7.300804 | 42.1201 |
| 2 | 57 | 6.9 | 62.94 | 8.088 | 1.411344 | 6.697744 | 35.2836 |
| 3 | 52 | 5.9 | 56.24 | 6.748 | 0.719104 | 1.557504 | 17.9776 |
| 4 | 62 | 7.9 | 68.28 | 9.156 | 1.577536 | 13.366336 | 39.4384 |
| 5 | 48 | 5.1 | 59.29 | 7.358 | 5.098564 | 3.452164 | 127.4641 |
| 6 | 57 | 6.9 | 78.66 | 11.232 | 18.766224 | 32.855824 | 469.1556 |
| 7 | 62 | 7.9 | 68.96 | 9.292 | 1.9376639 | 14.379264 | 48.441599 |
| 8 | 70 | 9.5 | 83.44 | 12.188 | 7.2253439 | 44.729344 | 180.6336 |
| 9 | 75 | 10.5 | 70.01 | 9.502 | 0.9960039 | 16.016004 | 24.900099 |
| 0 | 59 | 7.3 | 64.36 | 8.372 | 1.149184 | 8.248384 | 28.7296 |
| | | | | | Sum d2 | Sum D2 | |
| rp = | 0.3763710 | | Checked | | 140.27696 | 260.23616 | 3506.9241 |
| | | | | | | | 59.219288 |
| | | | | | | | |
| #538 | | | | | | | |
| Wetter & Deitsch | | 1996 | faked CHI | Time #1 | | D2 | |
| L | 65 | 8.5 | 50 | 5.5 | 9 | 0 | 225 |
| F | 55 | 6.5 | 89 | 13.3 | 46.24 | 60.84 | 1156 |
| K | 47 | 4.9 | 40 | 3.5 | 1.96 | 4 | 49 |
| 1 | 70 | 9.5 | 78 | 11.1 | 2.56 | 31.36 | 64 |
| 2 | 57 | 6.9 | 77 | 10.9 | 16 | 29.16 | 400 |
| 3 | 52 | 5.9 | 73 | 10.1 | 17.64 | 21.16 | 441 |
| 4 | 62 | 7.9 | 62 | 7.9 | 0 | 5.76 | 0 |
| 5 | 48 | 5.1 | 54 | 6.3 | 1.44 | 0.64 | 36 |
| 6 | 57 | 6.9 | 79 | 11.3 | 19.36 | 33.64 | 484 |
| 7 | 62 | 7.9 | 80 | 11.5 | 12.96 | 36 | 324 |
| 8 | 70 | 9.5 | 87 | 12.9 | 11.56 | 54.76 | 289 |
| 9 | 75 | 10.5 | 60 | 7.5 | 9 | 4 | 225 |
| 0 | 59 | 7.3 | 67 | 8.9 | 2.56 | 11.56 | 64 |
| | | | | | Sum d2 | Sum D2 | |
| rp = | 0.3897506 | | Checked | | 150.28 | 292.88 | 3757 |
| | | | | | | | 61.294371 |
| | | | | | | | |
| #539 | | | | | | | |
| Wetter & Deitsch | | 1996 | faked CHI | Time 2 | | D2 | |
| L | 65 | 8.5 | 51 | 5.7 | 7.84 | 0.0400000 | 196 |
| F | 55 | 6.5 | 91 | 13.7 | 51.84 | 67.24 | 1296 |
| K | 47 | 4.9 | 40 | 3.5 | 1.96 | 4 | 49 |
| 1 | 70 | 9.5 | 78 | 11.1 | 2.56 | 31.36 | 64 |
| 2 | 57 | 6.9 | 79 | 11.3 | 19.36 | 33.64 | 484 |
| 3 | 52 | 5.9 | 74 | 10.3 | 19.36 | 23.04 | 484 |
| 4 | 62 | 7.9 | 59 | 7.3 | 0.3600000 | 3.24 | 9 |
| 5 | 48 | 5.1 | 55 | 6.5 | 1.96 | 1 | 49 |
| 6 | 57 | 6.9 | 78 | 11.1 | 17.64 | 31.36 | 441 |
| 7 | 62 | 7.9 | 80 | 11.5 | 12.96 | 36 | 324 |

| | | | | | | | |
|---|---|---|---|---|---|---|---|
| 8 | 70 | 9.5 | 86 | 12.7 | 10.24 | 51.84 | 256 |
| 9 | 75 | 10.5 | 61 | 7.7 | 7.84 | 4.84 | 196 |
| 0 | 59 | 7.3 | 67 | 8.9 | 2.56 | 11.56 | 64 |
| | | | | | Sum d2 | Sum D2 | |
| rp = | 0.3802772 | | Checked | | 156.48 | 299.16 | 3912 |
| | | | | | | | 62.545983 |
| | | | | | | | |
| | | | | | | | |
| Youngjohn,1997. Mixed Non-litigating severe TBIs | | | | | Group 1 | #544 | |
| L | 65 | 8.5 | 56.75 | 6.85 | 2.7225 | 1.8225 | 68.0625 |
| F | 55 | 6.5 | 59.59 | 7.418 | 0.8427240 | 3.678724 | 21.0681 |
| K | 47 | 4.9 | 48.83 | 5.266 | 0.133956 | 0.054756 | 3.3488999 |
| 1 | 70 | 9.5 | 51.75 | 5.85 | 13.3225 | 0.1225 | 333.0625 |
| 2 | 57 | 6.9 | 61.33 | 7.766 | 0.7499559 | 5.134756 | 18.7489 |
| 3 | 52 | 5.9 | 52.42 | 5.984 | 0.0070559 | 0.234256 | 0.1764000 |
| 4 | 62 | 7.9 | 59 | 7.3 | 0.3600000 | 3.24 | 9 |
| 5 | 48 | 5.1 | 47.25 | 4.95 | 0.0224999 | 0.3025 | 0.5625 |
| 6 | 57 | 6.9 | 56.75 | 6.85 | 0.0025000 | 1.8225 | 0.0625 |
| 7 | 62 | 7.9 | 56.75 | 6.85 | 1.1025 | 1.8225 | 27.5625 |
| 8 | 70 | 9.5 | 55.83 | 6.666 | 8.031556 | 1.359556 | 200.7889 |
| 9 | 75 | 10.5 | 50.67 | 5.634 | 23.677956 | 0.0179560 | 591.9489 |
| 0 | 59 | 7.3 | 55.08 | 6.516 | 0.614656 | 1.032256 | 15.3664 |
| | | | | | Sum d2 | Sum D2 | |
| rp = | 0.1514402 | | Checked | | 51.59036 | 20.64476 | 1289.759 |
| | | | | | | | 35.913214 |
| | | | | | | | |
| Youngjohn et al, 1997. Litigating severe TBIs | | | | s Mixed | | D2 | |
| L | 65 | 8.5 | 59.67 | 7.434 | 1.136356 | 3.740356 | 28.4089 |
| F | 55 | 6.5 | 59.22 | 7.344 | 0.7123359 | 3.400336 | 17.8084 |
| K | 47 | 4.9 | 47.44 | 4.988 | 0.0077439 | 0.262144 | 0.1935999 |
| 1 | 70 | 9.5 | 65.72 | 8.644 | 0.732736 | 9.884736 | 18.3184 |
| 2 | 57 | 6.9 | 63.17 | 8.134 | 1.522756 | 6.937956 | 38.0689 |
| 3 | 52 | 5.9 | 62.72 | 8.044 | 4.596736 | 6.471936 | 114.9184 |
| 4 | 62 | 7.9 | 56.28 | 6.756 | 1.308736 | 1.577536 | 32.7184 |
| 5 | 48 | 5.1 | 50.44 | 5.588 | 0.238144 | 0.0077439 | 5.9535999 |
| 6 | 57 | 6.9 | 59.83 | 7.466 | 0.3203559 | 3.865156 | 8.0088999 |
| 7 | 62 | 7.9 | 61.72 | 7.844 | 0.0031360 | 5.494336 | 0.0784000 |
| 8 | 70 | 9.5 | 67.78 | 9.056 | 0.1971359 | 12.645136 | 4.9283999 |
| 9 | 75 | 10.5 | 59.56 | 7.412 | 9.535744 | 3.655744 | 238.3936 |
| 0 | 59 | 7.3 | 53.72 | 6.244 | 1.115136 | 0.553536 | 27.8784 |
| | | | | | Sum d2 | Sum D2 | |
| rp = | 0.6685266 | | Checked | | 21.427052 | 58.496652 | 535.6763 |
| | | | | | | | 23.144681 |
| | | | | | | | |
| | | | | | | | |

| | | | | | | | |
|---|---|---|---|---|---|---|---|
| Youngjohn et al, 1997. Litigating mild TBIs | | | | Mixed | | D2 | |
| L | 65 | 8.5 | 57.77 | 7.054 | 2.090916 | 2.414916 | 52.2729 |
| F | 55 | 6.5 | 63.3 | 8.16 | 2.7556 | 7.0756 | 68.89 |
| K | 47 | 4.9 | 48.23 | 5.146 | 0.06051599 | 0.12531600 | 1.51289999 |
| 1 | 70 | 9.5 | 74.9 | 10.48 | 0.96040000 | 24.8004 | 24.010000 |
| 2 | 57 | 6.9 | 77.97 | 11.094 | 17.589636 | 31.292836 | 439.7409 |
| 3 | 52 | 5.9 | 77.47 | 10.994 | 25.948836 | 30.184036 | 648.7209 |
| 4 | 62 | 7.9 | 61.93 | 7.886 | 0.00019600 | 5.692996 | 0.0049000 |
| 5 | 48 | 5.1 | 51.17 | 5.734 | 0.401956 | 0.054756 | 10.0489 |
| 6 | 57 | 6.9 | 67.33 | 8.966 | 4.268356 | 12.013156 | 106.7089 |
| 7 | 62 | 7.9 | 74.37 | 10.374 | 6.120676 | 23.755876 | 153.0169 |
| 8 | 70 | 9.5 | 74.33 | 10.366 | 0.74995599 | 23.677956 | 18.7489 |
| 9 | 75 | 10.5 | 55.2 | 6.54 | 15.6816 | 1.0816 | 392.04 |
| 0 | 59 | 7.3 | 56.03 | 6.706 | 0.35283599 | 1.454436 | 8.82089999 |
| | | | | | Sum d2 | Sum D2 | |
| rp = | 0.46902981 | | Checked | | 76.98148 | 163.62388 | 1924.537 |
| | | | | | | | 43.869545 |
| | | | | | | | |
| Armstrong et al, 1997. Eosinophilia-myalgia syndrome. N=2 | | | | | | D2 | |
| L | 65 | 8.5 | 55.6 | 6.62 | 3.5344 | 1.2544 | 88.36 |
| F | 55 | 6.5 | 63.4 | 8.18 | 2.8224 | 7.1824 | 70.56 |
| K | 47 | 4.9 | 51.3 | 5.76 | 0.73959999 | 0.06759999 | 18.49 |
| 1 | 70 | 9.5 | 83.7 | 12.24 | 7.5076 | 45.4276 | 187.69 |
| 2 | 57 | 6.9 | 77 | 10.9 | 16 | 29.16 | 400 |
| 3 | 52 | 5.9 | 87.2 | 12.94 | 49.5616 | 55.3536 | 1239.04 |
| 4 | 62 | 7.9 | 62.2 | 7.94 | 0.0016 | 5.9536 | 0.0400000 |
| 5 | 48 | 5.1 | 46.8 | 4.86 | 0.05760000 | 0.40960000 | 1.44000000 |
| 6 | 57 | 6.9 | 61.3 | 7.76 | 0.73959999 | 5.1076 | 18.49 |
| 7 | 62 | 7.9 | 69.5 | 9.4 | 2.25 | 15.21 | 56.25 |
| 8 | 70 | 9.5 | 71.4 | 9.78 | 0.07840000 | 18.3184 | 1.96000000 |
| 9 | 75 | 10.5 | 56.3 | 6.76 | 13.9876 | 1.5876 | 349.69 |
| 0 | 59 | 7.3 | 51.9 | 5.88 | 2.0164 | 0.1444 | 50.41 |
| | | | | | Sum d2 | Sum D2 | |
| rp = | 0.40511200 | | Checked | | 99.2968 | 185.1768 | 2482.42 |
| | | | | | | | 49.823889 |
| | | | | | | | |
| Allen, 1995. | | Females with | | trauma. | | D2 | |
| L | 65 | 8.5 | 49 | 5.3 | 10.24 | 0.04000000 | 256 |
| F | 55 | 6.5 | 89.6 | 13.42 | 47.8864 | 62.7264 | 1197.16 |
| K | 47 | 4.9 | 44.9 | 4.48 | 0.17640000 | 1.0404 | 4.41000000 |
| 1 | 70 | 9.5 | 72.2 | 9.94 | 0.19360000 | 19.7136 | 4.84000000 |
| 2 | 57 | 6.9 | 83.9 | 12.28 | 28.9444 | 45.9684 | 723.61 |
| 3 | 52 | 5.9 | 74.6 | 10.42 | 20.4304 | 24.2064 | 510.76 |
| 4 | 62 | 7.9 | 76.8 | 10.86 | 8.76159999 | 28.7296 | 219.04 |
| 5 | 48 | 5.1 | 48.8 | 5.26 | 0.0256 | 0.05760000 | 0.63999999 |
| 6 | 57 | 6.9 | 80.4 | 11.58 | 21.9024 | 36.9664 | 547.56 |

| | | | | | | | | |
|---|---|---|---|---|---|---|---|---|
| 7 | 62 | 7.9 | 83.9 | 12.28 | 19.1844 | 45.9684 | 479.61 | |
| 8 | 70 | 9.5 | 90 | 13.5 | 16 | 64 | 400 | |
| 9 | 75 | 10.5 | 56.1 | 6.72 | 14.2884 | 1.4884 | 357.21 | |
| 0 | 59 | 7.3 | 66.8 | 8.86 | 2.4336 | 11.2896 | 60.84 | |
| | | | | | Sum d2 | Sum D2 | | |
| rp = | 0.3454987 | | Checked | | 190.4672 | 342.1952 | 4761.68 | |
| | | | | | | | 69.004927 | |
| | | | | | | | | |
| Sillanpaa et al, 1999. Gulf War Syndrome | | | | Mixed | Cluster 1 | N = 24 | | |
| L | 65 | 8.5 | 49.6 | 5.42 | 9.4864 | 0.0064000 | 237.16 | |
| F | 55 | 6.5 | 63.8 | 8.26 | 3.0976 | 7.6176 | 77.44 | |
| K | 47 | 4.9 | 41.6 | 3.82 | 1.1664 | 2.8224 | 29.16 | |
| 1 | 70 | 9.5 | 63.2 | 8.14 | 1.8496 | 6.9696 | 46.24 | |
| 2 | 57 | 6.9 | 61.9 | 7.88 | 0.9603999 | 5.6644 | 24.01 | |
| 3 | 52 | 5.9 | 55.8 | 6.66 | 0.5775999 | 1.3456 | 14.44 | |
| 4 | 62 | 7.9 | 54.6 | 6.42 | 2.1904 | 0.8464 | 54.76 | |
| 5 | 48 | 5.1 | 44.1 | 4.32 | 0.6083999 | 1.3924 | 15.21 | |
| 6 | 57 | 6.9 | 52.6 | 6.02 | 0.7744 | 0.2704 | 19.36 | |
| 7 | 62 | 7.9 | 58.8 | 7.26 | 0.4096000 | 3.0976 | 10.24 | |
| 8 | 70 | 9.5 | 60.8 | 7.66 | 3.3856 | 4.6656 | 84.640000 | |
| 9 | 75 | 10.5 | 57.4 | 6.98 | 12.3904 | 2.1904 | 309.76 | |
| 0 | 59 | 7.3 | 54.8 | 6.46 | 0.7056000 | 0.9215999 | 17.64 | |
| | | | | | Sum d2 | Sum D2 | | |
| rp = | 0.3972660 | | Checked | | 37.6024 | 37.8104 | 940.06 | |
| | | | | | | | 30.660397 | |
| | | | | | | | | |
| Wetter, 1993. Mixed | | Faked PTSD | | | | D2 | | |
| L | 65 | 8.5 | 48.65 | 5.23 | 10.6929 | 0.0729000 | 267.3225 | |
| F | 55 | 6.5 | 111.25 | 17.75 | 126.5625 | 150.0625 | 3164.0625 | |
| K | 47 | 4.9 | 35.25 | 2.55 | 5.5225 | 8.7025 | 138.0625 | |
| 1 | 70 | 9.5 | 86 | 12.7 | 10.24 | 51.84 | 256 | |
| 2 | 57 | 6.9 | 85.1 | 12.52 | 31.5844 | 49.2804 | 789.61 | |
| 3 | 52 | 5.9 | 79.15 | 11.33 | 29.4849 | 33.9889 | 737.1225 | |
| 4 | 62 | 7.9 | 81.25 | 11.75 | 14.8225 | 39.0625 | 370.5625 | |
| 5 | 48 | 5.1 | 58.85 | 7.27 | 4.7089 | 3.1329 | 117.7225 | |
| 6 | 57 | 6.9 | 98.25 | 15.15 | 68.0625 | 93.1225 | 1701.5625 | |
| 7 | 62 | 7.9 | 87.25 | 12.95 | 25.5025 | 55.5025 | 637.5625 | |
| 8 | 70 | 9.5 | 105.8 | 16.66 | 51.2656 | 124.5456 | 1281.64 | |
| 9 | 75 | 10.5 | 74.75 | 10.45 | 0.0025000 | 24.5025 | 0.0625 | |
| 0 | 59 | 7.3 | 74.35 | 10.37 | 9.4249 | 23.7169 | 235.6225 | |
| | | | | | Sum d2 | Sum D2 | | |
| rp = | 0.2914002 | | Checked | | 387.8766 | 657.5326 | 9696.915 | |
| | | | | | | | 98.472915 | |
| | | | | | | | | |
| Wetter, 1993. Mixed | | True | PTSD | N = 20 | | D2 | | |
| L | 65 | 8.5 | 54 | 6.3 | 4.84 | 0.64 | 121 | |

| | | | | | | | | |
|---|---|---|---|---|---|---|---|---|
| F | 55 | 6.5 | 79.8 | 11.46 | 24.6016 | 35.5216 | 615.04 | |
| K | 47 | 4.9 | 39.35 | 3.37 | 2.3409 | 4.5369 | 58.5225 | |
| 1 | 70 | 9.5 | 74.8 | 10.46 | 0.9215999 | 24.6016 | 23.04 | |
| 2 | 57 | 6.9 | 78.5 | 11.2 | 18.49 | 32.49 | 462.25 | |
| 3 | 52 | 5.9 | 71.65 | 9.83 | 15.4449 | 18.7489 | 386.1225 | |
| 4 | 62 | 7.9 | 69.55 | 9.41 | 2.2801 | 15.2881 | 57.0025 | |
| 5 | 48 | 5.1 | 51.45 | 5.79 | 0.4761000 | 0.0841000 | 11.9025 | |
| 6 | 57 | 6.9 | 71.9 | 9.88 | 8.8804 | 19.1844 | 222.01 | |
| 7 | 62 | 7.9 | 80.55 | 11.61 | 13.7641 | 37.3321 | 344.1025 | |
| 8 | 70 | 9.5 | 84.55 | 12.41 | 8.4681 | 47.7481 | 211.7025 | |
| 9 | 75 | 10.5 | 59.8 | 7.46 | 9.2416000 | 3.8416 | 231.04 | |
| 0 | 59 | 7.3 | 69.9 | 9.48 | 4.7524 | 15.8404 | 118.81 | |
| | | | | | Sum d2 | Sum D2 | | |
| rp = | 0.4543890 | | Checked | | 114.5018 | 255.8578 | 2862.545 | |
| | | | | | | | 53.502756 | |
| #536 | | | | | | | | |
| Wetter & Deitsch, 1996. Faked | | | PTSD mixed | | Time 1 | D2 | | |
| L | 65 | 8.5 | 49 | 5.3 | 10.24 | 0.0400000 | 256 | |
| F | 55 | 6.5 | 102 | 15.9 | 88.36 | 108.16 | 2209 | |
| K | 47 | 4.9 | 40 | 3.5 | 1.96 | 4 | 49 | |
| 1 | 70 | 9.5 | 87 | 12.9 | 11.56 | 54.76 | 289 | |
| 2 | 57 | 6.9 | 88 | 13.1 | 38.44 | 57.76 | 961 | |
| 3 | 52 | 5.9 | 83 | 12.1 | 38.44 | 43.56 | 961 | |
| 4 | 62 | 7.9 | 77 | 10.9 | 9 | 29.16 | 225 | |
| 5 | 48 | 5.1 | 57 | 6.9 | 3.24 | 1.96 | 81 | |
| 6 | 57 | 6.9 | 91 | 13.7 | 46.24 | 67.24 | 1156 | |
| 7 | 62 | 7.9 | 88 | 13.1 | 27.04 | 57.76 | 676 | |
| 8 | 70 | 9.5 | 100 | 15.5 | 36 | 100 | 900 | |
| 9 | 75 | 10.5 | 64 | 8.3 | 4.84 | 7.84 | 121 | |
| 0 | 59 | 7.3 | 72 | 9.9 | 6.76 | 19.36 | 169 | |
| | | | | | Sum d2 | Sum D2 | | |
| rp = | 0.3020756 | | Checked | | 322.12 | 551.6 | 8053 | |
| | | | | | | | 89.738509 | |
| #537 | | | | | | | | |
| Wetter & Deitsch, 1996. Faked | | | PTSD time 2 mixed | | | D2 | | |
| L | 65 | 8.5 | 51 | 5.7 | 7.84 | 0.0400000 | 196 | |
| F | 55 | 6.5 | 99 | 15.3 | 77.44 | 96.04 | 1936 | |
| K | 47 | 4.9 | 41 | 3.7 | 1.44 | 3.24 | 36 | |
| 1 | 70 | 9.5 | 84 | 12.3 | 7.84 | 46.24 | 196 | |
| 2 | 57 | 6.9 | 84 | 12.3 | 29.16 | 46.24 | 729 | |
| 3 | 52 | 5.9 | 77 | 10.9 | 25 | 29.16 | 625 | |
| 4 | 62 | 7.9 | 70 | 9.5 | 2.56 | 16 | 64 | |
| 5 | 48 | 5.1 | 58 | 7.1 | 4 | 2.56 | 100 | |
| 6 | 57 | 6.9 | 88 | 13.1 | 38.44 | 57.76 | 961 | |
| 7 | 62 | 7.9 | 83 | 12.1 | 17.64 | 43.56 | 441 | |
| 8 | 70 | 9.5 | 95 | 14.5 | 25 | 81 | 625 | |

| | | | | | | | |
|---|---|---|---|---|---|---|---|
| 9 | 75 | 10.5 | 63 | 8.1 | 5.76 | 6.76 | 144 |
| 0 | 75 | 10.5 | 71 | 9.7 | 0.6400000 | 17.64 | 16 |
| | | | | | Sum d2 | Sum D2 | |
| rp = | 0.3424345 | | Checked | | 242.76 | 446.24 | 6069 |
| | | | | | | | 77.903786 |
| | | | | | | | |
| Albrecht, 1994. Male combat PTSD | | | SD. | N=47 | | D2 | |
| L | 65 | 8.5 | 48.4 | 5.18 | 11.0224 | 0.1024 | 275.56 |
| F | 55 | 6.5 | 102 | 15.9 | 88.36 | 108.16 | 2209 |
| K | 47 | 4.9 | 35.6 | 2.62 | 5.1984 | 8.2944 | 129.96 |
| 1 | 70 | 9.5 | 79.2 | 11.34 | 3.3856 | 34.1056 | 84.640000 |
| 2 | 57 | 6.9 | 89 | 13.3 | 40.96 | 60.84 | 1024 |
| 3 | 52 | 5.9 | 73.6 | 10.22 | 18.6624 | 22.2784 | 466.56 |
| 4 | 62 | 7.9 | 80 | 11.5 | 12.96 | 36 | 324 |
| 5 | 48 | 5.1 | 52 | 5.9 | 0.6400000 | 0.16 | 16 |
| 6 | 57 | 6.9 | 86.6 | 12.82 | 35.0464 | 53.5824 | 876.16 |
| 7 | 62 | 7.9 | 91 | 13.7 | 33.64 | 67.24 | 841 |
| 8 | 70 | 9.5 | 99.6 | 15.42 | 35.0464 | 98.4064 | 876.16 |
| 9 | 75 | 10.5 | 61.9 | 7.88 | 6.8644 | 5.6644 | 171.61 |
| 0 | 59 | 7.3 | 77.3 | 10.96 | 13.3956 | 29.8116 | 334.89 |
| | | | | | Sum d2 | Sum D2 | |
| rp = | 0.3057642 | | Checked | | 305.1816 | 524.6456 | 7629.54 |
| | | | | | | | 87.347238 |
| | | | | | | | |
| Meyers, 2002. Nonlitigating chronic | | | nic pain patients | | N = 100 | D2 | |
| L | 65 | 8.5 | 57.55 | 7.01 | 2.2201 | 2.2801 | 55.5025 |
| F | 55 | 6.5 | 55.05 | 6.51 | 0.0000999 | 1.0201 | 0.0024999 |
| K | 47 | 4.9 | 52.1 | 5.92 | 1.0404 | 0.1764 | 26.01 |
| 1 | 70 | 9.5 | 65.13 | 8.526 | 0.948676 | 9.156676 | 23.7169 |
| 2 | 57 | 6.9 | 65.42 | 8.584 | 2.835856 | 9.511056 | 70.8964 |
| 3 | 52 | 5.9 | 66.16 | 8.732 | 8.0202239 | 10.445824 | 200.5056 |
| 4 | 62 | 7.9 | 55.8 | 6.66 | 1.5376 | 1.3456 | 38.44 |
| 5 | 48 | 5.1 | 49.69 | 5.438 | 0.114244 | 0.0038440 | 2.8560999 |
| 6 | 57 | 6.9 | 56 | 6.7 | 0.0400000 | 1.44 | 1 |
| 7 | 62 | 7.9 | 60.58 | 7.616 | 0.0806560 | 4.477456 | 2.0164 |
| 8 | 70 | 9.5 | 60.44 | 7.588 | 3.655744 | 4.359744 | 91.3936 |
| 9 | 75 | 10.5 | 50.21 | 5.542 | 24.581764 | 0.0017639 | 614.5441 |
| 0 | 59 | 7.3 | 53.33 | 6.166 | 1.285956 | 0.4435559 | 32.1489 |
| | | | | | Sum d2 | Sum D2 | |
| rp = | 0.3395044 | | Checked | | 46.36132 | 44.66212 | 1159.033 |
| | | | | | | | 34.044573 |
| | | | | | | | |
| Meyers, 2002. Litigating chronic pa | | | nic pain patients N=64 | | <5 | D2 | |
| L | 65 | 8.5 | 58.19 | 7.138 | 1.855044 | 2.683044 | 46.3761 |
| F | 55 | 6.5 | 56.19 | 6.738 | 0.0566439 | 1.532644 | 1.4160999 |
| K | 47 | 4.9 | 52.45 | 5.99 | 1.1881 | 0.2401 | 29.7025 |

| | | | | | | | |
|---|---|---|---|---|---|---|---|
| 1 | 70 | 9.5 | 73.86 | 10.272 | 0.595984 | 22.771984 | 14.8996 |
| 2 | 57 | 6.9 | 69.17 | 9.334 | 5.924356 | 14.699556 | 148.1089 |
| 3 | 52 | 5.9 | 71.34 | 9.768 | 14.961424 | 18.215824 | 374.0356 |
| 4 | 62 | 7.9 | 57.61 | 7.022 | 0.770884 | 2.316484 | 19.2721 |
| 5 | 48 | 5.1 | 46.88 | 4.876 | 0.0501759 | 0.389376 | 1.2543999 |
| 6 | 57 | 6.9 | 56.11 | 6.722 | 0.0316840 | 1.493284 | 0.7921000 |
| 7 | 62 | 7.9 | 62.23 | 7.946 | 0.0021159 | 5.982916 | 0.0528999 |
| 8 | 70 | 9.5 | 63.36 | 8.172 | 1.763584 | 7.139584 | 44.0896 |
| 9 | 75 | 10.5 | 50.44 | 5.588 | 24.127744 | 0.0077439 | 603.1936 |
| 0 | 59 | 7.3 | 53.61 | 6.222 | 1.162084 | 0.5212839 | 29.0521 |
| | | | | | Sum d2 | Sum D2 | |
| rp = | 0.4162726 | | Checked | | 52.489824 | 77.993824 | 1312.2456 |
| | | | | | | | 36.224930 |
| | | | | | | | |
| Meyers, 2002. | | | Informed actors | | N = 30 | D2 | |
| L | 65 | 8.5 | 50.87 | 5.674 | 7.986276 | 0.0302759 | 199.6569 |
| F | 55 | 6.5 | 100.43 | 15.586 | 82.555396 | 101.72739 | 2063.8849 |
| K | 47 | 4.9 | 39.23 | 3.346 | 2.414916 | 4.639716 | 60.372900 |
| 1 | 70 | 9.5 | 89.2 | 13.34 | 14.7456 | 61.4656 | 368.64 |
| 2 | 57 | 6.9 | 88.57 | 13.214 | 39.866596 | 59.505796 | 996.6649 |
| 3 | 52 | 5.9 | 82.83 | 12.066 | 38.019556 | 43.112356 | 950.4889 |
| 4 | 62 | 7.9 | 80 | 11.5 | 12.96 | 36 | 324 |
| 5 | 48 | 5.1 | 58.03 | 7.106 | 4.024036 | 2.579236 | 100.6009 |
| 6 | 57 | 6.9 | 90.63 | 13.626 | 45.239076 | 66.031876 | 1130.9769 |
| 7 | 62 | 7.9 | 80.33 | 11.566 | 13.439556 | 36.796356 | 335.9889 |
| 8 | 70 | 9.5 | 89.33 | 13.366 | 14.945956 | 61.873956 | 373.6489 |
| 9 | 75 | 10.5 | 61.7 | 7.84 | 7.0756 | 5.4756 | 176.89 |
| 0 | 59 | 7.3 | 73.8 | 10.26 | 8.7616 | 22.6576 | 219.04 |
| | | | | | Sum d2 | Sum D2 | 7300.8541 |
| rp = | 0.3073932 | | Checked | | 292.03416 | 501.89576 | 85.445035 |
| | | | | | | | |
| Meyers, 2002. | | | Litigants >4 | | N = 36 | D2 | |
| L | 65 | 8.5 | 51.97 | 5.894 | 6.791236 | 0.155236 | 169.7809 |
| F | 55 | 6.5 | 89.06 | 13.312 | 46.403344 | 61.027344 | 1160.0836 |
| K | 47 | 4.9 | 37.75 | 3.05 | 3.4225 | 6.0025 | 85.5625 |
| 1 | 70 | 9.5 | 81.61 | 11.822 | 5.391684 | 39.967684 | 134.7921 |
| 2 | 57 | 6.9 | 84.19 | 12.338 | 29.571844 | 46.758244 | 739.2961 |
| 3 | 52 | 5.9 | 78.56 | 11.212 | 28.217344 | 32.626944 | 705.4336 |
| 4 | 62 | 7.9 | 70.75 | 9.65 | 3.0625 | 17.2225 | 76.5625 |
| 5 | 48 | 5.1 | 49.19 | 5.338 | 0.0566439 | 0.0262440 | 1.4160999 |
| 6 | 57 | 6.9 | 81 | 11.7 | 23.04 | 38.44 | 576 |
| 7 | 62 | 7.9 | 85.08 | 12.516 | 21.307456 | 49.224256 | 532.6864 |
| 8 | 70 | 9.5 | 90 | 13.5 | 16 | 64 | 400 |
| 9 | 75 | 10.5 | 58.94 | 7.288 | 10.316944 | 3.196944 | 257.9236 |
| 0 | 59 | 7.3 | 71.61 | 9.822 | 6.360484 | 18.679684 | 159.0121 |
| | | | | | Sum d2 | Sum D2 | 4998.5495 |

| | | | | | | | |
|---|---|---|---|---|---|---|---|
| rp = | 0.3618495 | | Checked | | 199.94198 | 377.32758 | 70.700420 |
| | | | | | | | |
| Elhai, 2000 | | 79 PTSD | simulators | | | D2 | |
| L | 65 | 8.5 | 55.3 | 6.56 | 3.7636 | 1.1236 | 94.090000 |
| F | 55 | 6.5 | 112.15 | 17.93 | 130.6449 | 154.5049 | 3266.1225 |
| K | 47 | 4.9 | 38.51 | 3.202 | 2.883204 | 5.280804 | 72.0801 |
| 1 | 70 | 9.5 | 80.15 | 11.53 | 4.1209 | 36.3609 | 103.0225 |
| 2 | 57 | 6.9 | 86.56 | 12.812 | 34.951744 | 53.465344 | 873.7936 |
| 3 | 52 | 5.9 | 77.34 | 10.968 | 25.684624 | 29.899024 | 642.1156 |
| 4 | 62 | 7.9 | 84.75 | 12.45 | 20.7025 | 48.3025 | 517.5625 |
| 5 | 48 | 5.1 | 61.16 | 7.732 | 6.927424 | 4.981824 | 173.1856 |
| 6 | 57 | 6.9 | 97.65 | 15.03 | 66.0969 | 90.8209 | 1652.4225 |
| 7 | 62 | 7.9 | 87.2 | 12.94 | 25.4016 | 55.3536 | 635.04 |
| 8 | 70 | 9.5 | 104.33 | 16.366 | 47.141956 | 118.069956 | 1178.5489 |
| 9 | 75 | 10.5 | 65.52 | 8.604 | 3.594816 | 9.634816 | 89.870400 |
| 0 | 59 | 7.3 | 74.09 | 10.318 | 9.1083240 | 23.213124 | 227.7081 |
| | | | | | Sum d2 | Sum D2 | 9525.5623 |
| rp = | 0.2820336 | | Checked | | 381.022492 | 631.011292 | 97.598987 |
| | | | | | | | |
| Elhai, 2000 | | 124 genuin | e PTSD | males | | #116 | |
| L | 65 | 8.5 | 53.06 | 6.112 | 5.702544 | 0.374544 | 142.5636 |
| F | 55 | 6.5 | 93.5 | 14.2 | 59.29 | 75.69 | 1482.25 |
| K | 47 | 4.9 | 37.49 | 2.998 | 3.617604 | 6.260004 | 90.4401 |
| 1 | 70 | 9.5 | 68.94 | 9.288 | 0.0449439 | 14.348944 | 1.1236 |
| 2 | 57 | 6.9 | 84.57 | 12.414 | 30.404196 | 47.803396 | 760.1049 |
| 3 | 52 | 5.9 | 76.48 | 10.796 | 23.970816 | 28.047616 | 599.2704 |
| 4 | 62 | 7.9 | 65.21 | 8.542 | 0.4121639 | 9.2537639 | 10.3041 |
| 5 | 48 | 5.1 | 50.02 | 5.504 | 0.1632160 | 0.0000160 | 4.0804000 |
| 6 | 57 | 6.9 | 85.35 | 12.57 | 32.1489 | 49.9849 | 803.7225 |
| 7 | 62 | 7.9 | 66.44 | 8.788 | 0.788544 | 10.810944 | 19.7136 |
| 8 | 70 | 9.5 | 78.96 | 11.292 | 3.2112639 | 33.547264 | 80.281599 |
| 9 | 75 | 10.5 | 58.39 | 7.178 | 11.035684 | 2.815684 | 275.8921 |
| 0 | 59 | 7.3 | 71.83 | 9.866 | 6.584356 | 19.061956 | 164.6089 |
| | | | | | Sum d2 | Sum D2 | 4434.3558 |
| rp = | 0.3239451 | | Checked | | 177.37423 | 297.99903 | 66.590958 |
| | | | | | | | |
| Bagby, 1994. | | 58 fake bac | d | | | D2 | |
| L | 65 | 8.5 | 49.33 | 5.366 | 9.821956 | 0.0179560 | 245.5489 |
| F | 55 | 6.5 | 114.76 | 18.452 | 142.85030 | 167.75430 | 3571.2576 |
| K | 47 | 4.9 | 36.67 | 2.834 | 4.268356 | 7.107556 | 106.7089 |
| 1 | 70 | 9.5 | 69.93 | 9.486 | 0.0001959 | 15.888196 | 0.0048999 |
| 2 | 57 | 6.9 | 70.71 | 9.642 | 7.518564 | 17.156164 | 187.9641 |
| 3 | 52 | 5.9 | 63.17 | 8.134 | 4.990756 | 6.937956 | 124.7689 |
| 4 | 62 | 7.9 | 79.19 | 11.338 | 11.819844 | 34.082244 | 295.4961 |
| 5 | 48 | 5.1 | 62.71 | 8.042 | 8.655364 | 6.461764 | 216.3841 |
| 6 | 57 | 6.9 | 94.67 | 14.434 | 56.761156 | 79.816356 | 1419.0289 |

| | | | | | | | |
|---|---|---|---|---|---|---|---|
| 7 | 62 | 7.9 | 76.14 | 10.728 | 7.997584 | 27.331984 | 199.9396 |
| 8 | 70 | 9.5 | 99.72 | 15.444 | 35.331136 | 98.883136 | 883.2784 |
| 9 | 75 | 10.5 | 75.97 | 10.694 | 0.0376359 | 26.977636 | 0.9408999 |
| 0 | 59 | 7.3 | 67.55 | 9.01 | 2.9241 | 12.3201 | 73.102499 |
| | | | | | Sum d2 | Sum D2 | 7324.4238 |
| rp = | 0.3049778 | | Checked | | 292.97695 | 500.73535 | 85.582847 |
| | | | | | | | |
| Rogers, 1995 | | 42 fake bac | d | | | D2 | |
| L | 65 | 8.5 | 54.12 | 6.324 | 4.734976 | 0.678976 | 118.3744 |
| F | 55 | 6.5 | 109.62 | 17.424 | 119.33377 | 142.18177 | 2983.3444 |
| K | 47 | 4.9 | 37.5 | 3 | 3.61 | 6.25 | 90.25 |
| 1 | 70 | 9.5 | 74.79 | 10.458 | 0.9177640 | 24.581764 | 22.944100 |
| 2 | 57 | 6.9 | 69.4 | 9.38 | 6.1504 | 15.0544 | 153.76 |
| 3 | 52 | 5.9 | 69.76 | 9.452 | 12.616704 | 15.618304 | 315.4176 |
| 4 | 62 | 7.9 | 70.64 | 9.628 | 2.985984 | 17.040384 | 74.6496 |
| 5 | 48 | 5.1 | 57.88 | 7.076 | 3.904576 | 2.483776 | 97.6144 |
| 6 | 57 | 6.9 | 93.14 | 14.128 | 52.243984 | 74.442384 | 1306.0996 |
| 7 | 62 | 7.9 | 74.57 | 10.414 | 6.3201959 | 24.147396 | 158.0049 |
| 8 | 70 | 9.5 | 98.76 | 15.252 | 33.085504 | 95.101504 | 827.1376 |
| 9 | 75 | 10.5 | 57.81 | 7.062 | 11.819844 | 2.439844 | 295.4961 |
| 0 | 59 | 7.3 | 61.57 | 7.814 | 0.264196 | 5.354596 | 6.6049 |
| | | | | | Sum d2 | Sum D2 | 6449.6976 |
| rp = | 0.2958105 | | Checked | | 257.98790 | 425.37510 | 80.310009 |
| | | | | | | | |
| Wetter, 1992 | | 35 faking | moderate mental disab | | bility | D2 | |
| L | 65 | 8.5 | 45.43 | 4.586 | 15.319396 | 0.8353959 | 382.9849 |
| F | 55 | 6.5 | 110.51 | 17.602 | 123.25440 | 146.45840 | 3081.3601 |
| K | 47 | 4.9 | 36.77 | 2.854 | 4.186116 | 7.001316 | 104.6529 |
| 1 | 70 | 9.5 | 65.17 | 8.534 | 0.9331559 | 9.205156 | 23.3289 |
| 2 | 57 | 6.9 | 71.51 | 9.802 | 8.4216040 | 18.507204 | 210.5401 |
| 3 | 52 | 5.9 | 63.51 | 8.202 | 5.299204 | 7.300804 | 132.4801 |
| 4 | 62 | 7.9 | 85.63 | 12.626 | 22.335076 | 50.779876 | 558.3769 |
| 5 | 48 | 5.1 | 60.54 | 7.608 | 6.290064 | 4.443664 | 157.2516 |
| 6 | 57 | 6.9 | 88.54 | 13.208 | 39.790864 | 59.413264 | 994.7716 |
| 7 | 62 | 7.9 | 76.4 | 10.78 | 8.2944 | 27.8784 | 207.36 |
| 8 | 70 | 9.5 | 95.63 | 14.626 | 26.275876 | 83.283876 | 656.8969 |
| 9 | 75 | 10.5 | 74.09 | 10.318 | 0.0331239 | 23.213124 | 0.8280999 |
| 0 | 59 | 7.3 | 68.69 | 9.238 | 3.755844 | 13.972644 | 93.8961 |
| | | | | | Sum d2 | Sum D2 | 6604.7282 |
| rp = | 0.3100690 | | Checked | | 264.18912 | 452.29312 | 81.269478 |
| | | | | | | | |
| Wetter, 1992 | | 35 faking | severe mental disability | | bility | D2 | |
| L | 65 | 8.5 | 47.71 | 5.042 | 11.957764 | 0.209764 | 298.9441 |
| F | 55 | 6.5 | 119.37 | 19.374 | 165.73987 | 192.48787 | 4143.4969 |
| K | 47 | 4.9 | 35.49 | 2.598 | 5.299204 | 8.421604 | 132.4801 |
| 1 | 70 | 9.5 | 83.57 | 12.214 | 7.3657959 | 45.077796 | 184.1449 |

| | | | | | | | |
|---|---|---|---|---|---|---|---|
| 2 | 57 | 6.9 | 75.29 | 10.558 | 13.380964 | 25.583364 | 334.5241 |
| 3 | 52 | 5.9 | 76.17 | 10.734 | 23.367556 | 27.394756 | 584.1889 |
| 4 | 62 | 7.9 | 87 | 12.9 | 25 | 54.76 | 625 |
| 5 | 48 | 5.1 | 65.03 | 8.506 | 11.600836 | 9.036036 | 290.0209 |
| 6 | 57 | 6.9 | 111.49 | 17.798 | 118.766404 | 151.240804 | 2969.1601 |
| 7 | 62 | 7.9 | 84.63 | 12.426 | 20.484676 | 47.969476 | 512.1169 |
| 8 | 70 | 9.5 | 114.14 | 18.328 | 77.933584 | 164.557584 | 1948.3396 |
| 9 | 75 | 10.5 | 88.23 | 13.146 | 7.001316 | 58.461316 | 175.0329 |
| 0 | 59 | 7.3 | 67.63 | 9.026 | 2.979076 | 12.432676 | 74.476899 |
| | | | | | Sum d2 | Sum D2 | 12271.926 |
| rp = | 0.2661812 | | Checked | | 490.87705 | 797.63305 | 110.778726 |
| | | | | | | | |
| Owens/Golden | | Abnormal n | Neuros | N = 6 | males | D2 | |
| L | 65 | 8.5 | 51.5 | 5.8 | 7.29 | 0.0899999 | 182.25 |
| F | 55 | 6.5 | 70.16667 | 9.533334 | 9.20111515 | 16.267783 | 230.02787 |
| K | 47 | 4.9 | 47.83333 | 5.066666 | 0.0277775 | 0.1877783 | 0.6944388 |
| 1 | 70 | 9.5 | 67.5 | 9 | 0.25 | 12.25 | 6.25 |
| 2 | 57 | 6.9 | 69.66667 | 9.433334 | 6.4177811 | 15.4711163 | 160.44452 |
| 3 | 52 | 5.9 | 61.83333 | 7.866666 | 3.8677751 | 5.6011079 | 96.694378 |
| 4 | 62 | 7.9 | 62.66667 | 8.033334 | 0.0177779 | 6.4177811 | 0.4444488 |
| 5 | 48 | 5.1 | 59 | 7.3 | 4.84 | 3.24 | 121 |
| 6 | 57 | 6.9 | 60.16667 | 7.533334 | 0.40111195 | 4.1344471 | 10.027798 |
| 7 | 62 | 7.9 | 69.83333 | 9.466666 | 2.4544423 | 15.734439 | 61.361058 |
| 8 | 70 | 9.5 | 73.16667 | 10.133334 | 0.40111195 | 21.467783 | 10.027798 |
| 9 | 75 | 10.5 | 68.33333 | 9.166666 | 1.7777795 | 13.444439 | 44.444488 |
| 0 | 59 | 7.3 | 56.16667 | 6.733334 | 0.32111035 | 1.52111275 | 8.0277588 |
| | | | | | Sum d2 | Sum D2 | 931.69457 |
| rp = | 0.6318423 | | | | 37.267783 | 115.827789 | 30.523672 |
| | | | | | | | |
| Owens/Golden | | Questionab | Neuros | N = 6 | males | D2 | |
| L | 65 | 8.5 | 56.83333 | 6.866666 | 2.6677799 | 1.8677759 | 66.694498 |
| F | 55 | 6.5 | 63.83333 | 8.266666 | 3.12110875 | 7.6544407 | 78.027718 |
| K | 47 | 4.9 | 54 | 6.3 | 1.96 | 0.64 | 49 |
| 1 | 70 | 9.5 | 72.33333 | 9.966666 | 0.2177771 | 19.951105 | 5.4444288 |
| 2 | 57 | 6.9 | 75.66667 | 10.633334 | 13.937782 | 26.351117 | 348.44456 |
| 3 | 52 | 5.9 | 67.16667 | 8.933334 | 9.20111515 | 11.787782 | 230.02787 |
| 4 | 62 | 7.9 | 67.66667 | 9.033334 | 1.2844459 | 12.484449 | 32.1111488 |
| 5 | 48 | 5.1 | 62.66667 | 8.033334 | 8.6044483 | 6.4177811 | 215.111208 |
| 6 | 57 | 6.9 | 63.66667 | 8.233334 | 1.7777795 | 7.4711147 | 44.444488 |
| 7 | 62 | 7.9 | 67.5 | 9 | 1.21 | 12.25 | 30.25 |
| 8 | 70 | 9.5 | 74.33333 | 10.366666 | 0.7511099 | 23.684437 | 18.777748 |
| 9 | 75 | 10.5 | 59.83333 | 7.466666 | 9.20111515 | 3.8677751 | 230.02787 |
| 0 | 59 | 7.3 | 59.66667 | 7.433334 | 0.0177779 | 3.7377803 | 0.4444488 |
| | | | | | Sum d2 | Sum D2 | 1348.8060 |
| rp = | 0.5531494 | | | | 53.952240 | 138.16556 | 36.726094 |
| | | | | | | | |

| | | | | | | | |
|---|---|---|---|---|---|---|---|
| Owens/Golden | | Normal | Neuros | N = 10 | | D2 | |
| L | 65 | 8.5 | 54 | 6.3 | 4.84 | 0.64 | 121 |
| F | 55 | 6.5 | 70.6 | 9.62 | 9.7344 | 16.9744 | 243.36 |
| K | 47 | 4.9 | 53.7 | 6.24 | 1.7956 | 0.5476 | 44.89 |
| 1 | 70 | 9.5 | 66.3 | 8.76 | 0.5476 | 10.6276 | 13.69 |
| 2 | 57 | 6.9 | 76.7 | 10.84 | 15.5236 | 28.5156 | 388.09 |
| 3 | 52 | 5.9 | 66.3 | 8.76 | 8.1796 | 10.6276 | 204.49 |
| 4 | 62 | 7.9 | 63.1 | 8.12 | 0.04840000 | 6.86440000 | 1.21 |
| 5 | 48 | 5.1 | 61.4 | 7.78 | 7.1824 | 5.1984 | 179.56 |
| 6 | 57 | 6.9 | 62.6 | 8.02 | 1.2544 | 6.3504 | 31.36 |
| 7 | 62 | 7.9 | 67.1 | 8.92 | 1.0404 | 11.6964 | 26.0099999 |
| 8 | 70 | 9.5 | 70 | 9.5 | 0 | 16 | 0 |
| 9 | 75 | 10.5 | 58.3 | 7.16 | 11.1556 | 2.7556 | 278.89 |
| 0 | 59 | 7.3 | 57.3 | 6.96 | 0.11560000 | 2.1316 | 2.89000000 |
| | | | | | Sum d2 | Sum D2 | 1535.44 |
| rp = | 0.46525315 | | | | 61.4176 | 118.9296 | 39.1846908 |

| | | | | | | | |
|---|---|---|---|---|---|---|---|
| Owens/Golden | | Abnormal | EEGs | N = 8 | males | D2 | |
| L | 65 | 8.5 | 53.125 | 6.125 | 5.640625 | 0.390625 | 141.015625 |
| F | 55 | 6.5 | 71.5 | 9.8 | 10.89 | 18.49 | 272.25 |
| K | 47 | 4.9 | 52.875 | 6.075 | 1.380625 | 0.330625 | 34.515625 |
| 1 | 70 | 9.5 | 69.375 | 9.375 | 0.015625 | 15.015625 | 0.390625 |
| 2 | 57 | 6.9 | 72 | 9.9 | 9 | 19.36 | 225 |
| 3 | 52 | 5.9 | 65.625 | 8.625 | 7.425625 | 9.765625 | 185.640625 |
| 4 | 62 | 7.9 | 59.75 | 7.45 | 0.2025 | 3.8025 | 5.0625 |
| 5 | 48 | 5.1 | 60.75 | 7.65 | 6.5025 | 4.6225 | 162.5625 |
| 6 | 57 | 6.9 | 61.125 | 7.725 | 0.68062499 | 4.950625 | 17.015625 |
| 7 | 62 | 7.9 | 67.375 | 8.975 | 1.155625 | 12.075625 | 28.890625 |
| 8 | 70 | 9.5 | 75 | 10.5 | 1 | 25 | 25 |
| 9 | 75 | 10.5 | 68.5 | 9.2 | 1.69 | 13.69 | 42.25 |
| 0 | 59 | 7.3 | 51.75 | 5.85 | 2.1025 | 0.1225 | 52.5625 |
| | | | | | Sum d2 | Sum D2 | 1192.15625 |
| rp = | 0.57548545 | | | | 47.68625 | 127.61625 | 34.5276157 |

| | | | | | | | |
|---|---|---|---|---|---|---|---|
| Owens/Golden | | Questiona | EEGs | N = 2 | males | D2 | |
| L | 65 | 8.5 | 42 | 3.9 | 21.16 | 2.56 | 529 |
| F | 55 | 6.5 | 78.5 | 11.2 | 22.09 | 32.49 | 552.25 |
| K | 47 | 4.9 | 54.5 | 6.4 | 2.25 | 0.81000000 | 56.25 |
| 1 | 70 | 9.5 | 69.5 | 9.4 | 0.00999999 | 15.21 | 0.25 |
| 2 | 57 | 6.9 | 70 | 9.5 | 6.76 | 16 | 169 |
| 3 | 52 | 5.9 | 64 | 8.3 | 5.76 | 7.84 | 144 |
| 4 | 62 | 7.9 | 68 | 9.1 | 1.44 | 12.96 | 36 |
| 5 | 48 | 5.1 | 59 | 7.3 | 4.84 | 3.24 | 121 |
| 6 | 57 | 6.9 | 70.5 | 9.6 | 7.29 | 16.81 | 182.25 |
| 7 | 62 | 7.9 | 74.5 | 10.4 | 6.25 | 24.01 | 156.25 |
| 8 | 70 | 9.5 | 95.5 | 14.6 | 26.01 | 82.81 | 650.25 |

| | | | | | | | |
|---|---|---|---|---|---|---|---|
| 9 | 75 | 10.5 | 80.5 | 11.6 | 1.21 | 37.21 | 30.25 |
| 0 | 59 | 7.3 | 56 | 6.7 | 0.36 | 1.44 | 9 |
| | | | | | Sum d2 | Sum D2 | 2635.75 |
| rp = | 0.4834141 | | | | 105.43 | 253.39 | 51.339555 |
| | | | | | | | |
| Owens/Golden | | Normal | EEGs | N = 9 | males | D2 | |
| L | 65 | 8.5 | 56.44444 | 6.788888 | 2.9279042 | 1.6612322 | 73.197606 |
| F | 55 | 6.5 | 65.88889 | 8.677778 | 4.7427170 | 10.098273 | 118.567925 |
| K | 47 | 4.9 | 52.33333 | 5.966666 | 1.1377763 | 0.2177771 | 28.444408 |
| 1 | 70 | 9.5 | 69 | 9.3 | 0.0399999 | 14.44 | 1 |
| 2 | 57 | 6.9 | 78.66667 | 11.233334 | 18.777783 | 32.8711187 | 469.44458 |
| 3 | 52 | 5.9 | 66.66667 | 8.833334 | 8.6044483 | 11.1111155 | 215.111208 |
| 4 | 62 | 7.9 | 66.22222 | 8.744444 | 0.7130856 | 10.526416 | 17.827141 |
| 5 | 48 | 5.1 | 60 | 7.5 | 5.76 | 4 | 144 |
| 6 | 57 | 6.9 | 64.88889 | 8.477778 | 2.4893834 | 8.8671618 | 62.234585 |
| 7 | 62 | 7.9 | 71.88889 | 9.877778 | 3.9116058 | 19.164940 | 97.790145 |
| 8 | 70 | 9.5 | 75.88889 | 10.677778 | 1.3871610 | 26.809385 | 34.679025 |
| 9 | 75 | 10.5 | 62.22222 | 7.944444 | 6.5308664 | 5.9753064 | 163.27166 |
| 0 | 59 | 7.3 | 59.66667 | 7.433334 | 0.0177779 | 3.7377803 | 0.4444488 |
| | | | | | Sum d2 | Sum D2 | 1426.0127 |
| rp = | 0.5541638 | | | | 57.040509 | 149.48050 | 37.762583 |
| | | | | | | | |
| Owens/Golden | | Abnormal | CT scans | N = 12 | males | D2 | |
| L | 65 | 8.5 | 53.08333 | 6.116666 | 5.6802809 | 0.3802769 | 142.00702 |
| F | 55 | 6.5 | 69.25 | 9.35 | 8.1225 | 14.8225 | 203.0625 |
| K | 47 | 4.9 | 49.91667 | 5.483334 | 0.3402785 | 0.0002777 | 8.5069638 |
| 1 | 70 | 9.5 | 64.16667 | 8.333334 | 1.3611095 | 8.0277815 | 34.027738 |
| 2 | 57 | 6.9 | 72.16667 | 9.933334 | 9.2011151 | 19.654450 | 230.02787 |
| 3 | 52 | 5.9 | 61.91667 | 7.883334 | 3.9336137 | 5.6802809 | 98.340343 |
| 4 | 62 | 7.9 | 61.58333 | 7.816666 | 0.0069445 | 5.3669413 | 0.1736138 |
| 5 | 48 | 5.1 | 61.16667 | 7.733334 | 6.9344479 | 4.9877807 | 173.36119 |
| 6 | 57 | 6.9 | 63 | 8.1 | 1.44 | 6.76 | 36 |
| 7 | 62 | 7.9 | 69.58333 | 9.416666 | 2.3002757 | 15.340272 | 57.506893 |
| 8 | 70 | 9.5 | 75.58333 | 10.616666 | 1.2469429 | 26.180270 | 31.173573 |
| 9 | 75 | 10.5 | 67 | 8.9 | 2.56 | 11.56 | 64 |
| 0 | 59 | 7.3 | 55 | 6.5 | 0.64 | 1 | 16 |
| | | | | | Sum d2 | Sum D2 | 1094.1877 |
| rp = | 0.5888219 | | | | 43.767509 | 119.76083 | 33.078508 |
| | | | | | | | |
| Owens/Golden | | Questiona | CT scans | N = 2 | | D2 | |
| L | 65 | 8.5 | 57.33333 | 6.966666 | 2.3511131 | 2.1511091 | 58.777828 |
| F | 55 | 6.5 | 70.66667 | 9.633334 | 9.8177819 | 17.084449 | 245.44454 |
| K | 47 | 4.9 | 48.33333 | 5.166666 | 0.0711107 | 0.1111115 | 1.7777688 |
| 1 | 70 | 9.5 | 69 | 9.3 | 0.0399999 | 14.44 | 1 |
| 2 | 57 | 6.9 | 75.66667 | 10.633334 | 13.937782 | 26.351117 | 348.44456 |
| 3 | 52 | 5.9 | 59.33333 | 7.366666 | 2.1511091 | 3.4844419 | 53.777728 |

| | | | | | | | |
|---|---|---|---|---|---|---|---|
| 4 | 62 | 7.9 | 58.33333 | 7.166666 | 0.5377787 | 2.7777755 | 13.444468 |
| 5 | 48 | 5.1 | 55.66667 | 6.633334 | 2.35111315 | 1.2844459 | 58.777828 |
| 6 | 57 | 6.9 | 61 | 7.7 | 0.64 | 4.84 | 16 |
| 7 | 62 | 7.9 | 66 | 8.7 | 0.6399999 | 10.24 | 16 |
| 8 | 70 | 9.5 | 73.33333 | 10.166666 | 0.4444435 | 21.777771 | 11.1110888 |
| 9 | 75 | 10.5 | 59.66667 | 7.433334 | 9.4044403 | 3.7377803 | 235.111008 |
| 0 | 59 | 7.3 | 63.33333 | 8.166666 | 0.75110995 | 7.11110755 | 18.777748 |
| | | | | | Sum d2 | Sum D2 | 1078.4445 |
| rp = | 0.5849919 | | | | 43.137783 | 115.391111 | 32.839680 |
| | | | | | | | |
| Owens/Golden | | Normal | CT scans | N = 5 | | D2 | |
| L | 65 | 8.5 | 49.8 | 5.46 | 9.2416000 | 0.0016000 | 231.04 |
| F | 55 | 6.5 | 69.8 | 9.46 | 8.7615999 | 15.6816 | 219.04 |
| K | 47 | 4.9 | 54 | 6.3 | 1.96 | 0.64 | 49 |
| 1 | 70 | 9.5 | 74.8 | 10.46 | 0.9215999 | 24.6016 | 23.04 |
| 2 | 57 | 6.9 | 74.8 | 10.46 | 12.6736 | 24.6016 | 316.84 |
| 3 | 52 | 5.9 | 71.6 | 9.82 | 15.3664 | 18.6624 | 384.16 |
| 4 | 62 | 7.9 | 67.4 | 8.98 | 1.1664 | 12.1104 | 29.160000 |
| 5 | 48 | 5.1 | 61.4 | 7.78 | 7.1824 | 5.1984 | 179.56 |
| 6 | 57 | 6.9 | 68.2 | 9.14 | 5.0176 | 13.2496 | 125.44 |
| 7 | 62 | 7.9 | 72.2 | 9.94 | 4.1616 | 19.7136 | 104.04 |
| 8 | 70 | 9.5 | 80.8 | 11.66 | 4.6656 | 37.9456 | 116.64 |
| 9 | 75 | 10.5 | 63.4 | 8.18 | 5.3824 | 7.1824 | 134.56 |
| 0 | 59 | 7.3 | 57.6 | 7.02 | 0.0783999 | 2.3104 | 1.96 |
| | | | | | Sum d2 | Sum D2 | 1914.48 |
| rp = | 0.5024714 | | | | 76.5792 | 181.8992 | 43.754771 |
| | | | | | | | |
| Andersen, 1950. | | Frontal | damage | N = 16 | | D2 | |
| L | 65 | 8.5 | 56 | 6.7 | 3.24 | 1.44 | 81 |
| F | 55 | 6.5 | 55 | 6.5 | 0 | 1 | 0 |
| K | 47 | 4.9 | 61 | 7.7 | 7.84 | 4.84 | 196 |
| 1 | 70 | 9.5 | 59 | 7.3 | 4.84 | 3.24 | 121 |
| 2 | 57 | 6.9 | 60 | 7.5 | 0.36 | 4 | 9 |
| 3 | 52 | 5.9 | 62 | 7.9 | 4 | 5.76 | 100 |
| 4 | 62 | 7.9 | 55 | 6.5 | 1.96 | 1 | 49 |
| 5 | 48 | 5.1 | 55 | 6.5 | 1.96 | 1 | 49 |
| 6 | 57 | 6.9 | 53 | 6.1 | 0.6400000 | 0.36 | 16 |
| 7 | 62 | 7.9 | 56 | 6.7 | 1.44 | 1.44 | 36 |
| 8 | 70 | 9.5 | 59 | 7.3 | 4.84 | 3.24 | 121 |
| 9 | 75 | 10.5 | 53 | 6.1 | 19.36 | 0.36 | 484 |
| 0 | 59 | 7.3 | 46 | 4.7 | 6.76 | 0.64 | 169 |
| | Verified by surgery or x | | x-ray. | | Sum d2 | Sum D2 | 1431 |
| rp = | 0.1514971 | | | | 57.24 | 28.32 | 37.828560 |
| | | | | | | | |
| Andersen, 1950. | | Parietal | damage | N = 27 | | D2 | |
| L | 65 | 8.5 | 50 | 5.5 | 9 | 0 | 225 |

| | | | | | | | |
|---|---|---|---|---|---|---|---|
| F | 55 | 6.5 | 60 | 7.5 | 1 | 4 | 25 |
| K | 47 | 4.9 | 51 | 5.7 | 0.64 | 0.0400000 | 16 |
| 1 | 70 | 9.5 | 70 | 9.5 | 0 | 16 | 0 |
| 2 | 57 | 6.9 | 75 | 10.5 | 12.96 | 25 | 324 |
| 3 | 52 | 5.9 | 65 | 8.5 | 6.76 | 9 | 169 |
| 4 | 62 | 7.9 | 57 | 6.9 | 1 | 1.96 | 25 |
| 5 | 48 | 5.1 | 51 | 5.7 | 0.3600000 | 0.0400000 | 9 |
| 6 | 57 | 6.9 | 53 | 6.1 | 0.6400000 | 0.36 | 16 |
| 7 | 62 | 7.9 | 66 | 8.7 | 0.6399999 | 10.24 | 16 |
| 8 | 70 | 9.5 | 65 | 8.5 | 1 | 9 | 25 |
| 9 | 75 | 10.5 | 58 | 7.1 | 11.56 | 2.56 | 289 |
| 0 | 59 | 7.3 | 53 | 6.1 | 1.44 | 0.36 | 36 |
| | Verified by surgery or x | | x-ray. | | Sum d2 | Sum D2 | 1175 |
| rp = | 0.4626114 | | | | 47 | 78.56 | 34.278273 |
| | | | | | | | |
| Egeland, 1991 | | Women at r | risk for ch | ild abuse. | | D2 | |
| L | 65 | 8.5 | 52.3 | 5.96 | 6.4516 | 0.2115999 | 161.29 |
| F | 55 | 6.5 | 62.5 | 8 | 2.25 | 6.25 | 56.25 |
| K | 47 | 4.9 | 42.8 | 4.06 | 0.7056000 | 2.0736 | 17.64 |
| 1 | 70 | 9.5 | 54.7 | 6.44 | 9.3636 | 0.8836000 | 234.09 |
| 2 | 57 | 6.9 | 51.3 | 5.76 | 1.2996 | 0.0675999 | 32.49 |
| 3 | 52 | 5.9 | 49 | 5.3 | 0.3600000 | 0.0400000 | 9 |
| 4 | 62 | 7.9 | 57.2 | 6.94 | 0.9216 | 2.0736 | 23.04 |
| 5 | 48 | 5.1 | 57.1 | 6.92 | 3.3124 | 2.0164 | 82.81 |
| 6 | 57 | 6.9 | 55.1 | 6.52 | 0.1444 | 1.0404 | 3.6099999 |
| 7 | 62 | 7.9 | 53.7 | 6.24 | 2.7556 | 0.5476 | 68.89 |
| 8 | 70 | 9.5 | 58.3 | 7.16 | 5.4756 | 2.7556 | 136.89 |
| 9 | 75 | 10.5 | 59.7 | 7.44 | 9.3636 | 3.7636 | 234.09 |
| 0 | 59 | 7.3 | 52.3 | 5.96 | 1.7956 | 0.2115999 | 44.89 |
| | | | | | Sum d2 | Sum D2 | 1104.98 |
| rp = | 0.2346087 | | | | 44.1992 | 21.9352 | 33.241239 |
| | | | | | | | |
| Burton, 1988. | | Male TBIs | post-injury | 34 months | N = 24 | D2 | |
| L | 65 | 8.5 | 53 | 6.1 | 5.76 | 0.36 | 144 |
| F | 55 | 6.5 | 62 | 7.9 | 1.96 | 5.76 | 49 |
| K | 47 | 4.9 | 55 | 6.5 | 2.56 | 1 | 64 |
| 1 | 70 | 9.5 | 59 | 7.3 | 4.84 | 3.24 | 121 |
| 2 | 57 | 6.9 | 77 | 10.9 | 16 | 29.16 | 400 |
| 3 | 52 | 5.9 | 67 | 8.9 | 9 | 11.56 | 225 |
| 4 | 62 | 7.9 | 71 | 9.7 | 3.24 | 17.64 | 81 |
| 5 | 48 | 5.1 | 67 | 8.9 | 14.44 | 11.56 | 361 |
| 6 | 57 | 6.9 | 62 | 7.9 | 1 | 5.76 | 25 |
| 7 | 62 | 7.9 | 66 | 8.7 | 0.6399999 | 10.24 | 16 |
| 8 | 70 | 9.5 | 73 | 10.1 | 0.36 | 21.16 | 9 |
| 9 | 75 | 10.5 | 63 | 8.1 | 5.76 | 6.76 | 144 |
| 0 | 59 | 7.3 | 55 | 6.5 | 0.64 | 1 | 16 |

| | | | | | | | |
|---|---|---|---|---|---|---|---|
| | | | | | Sum d2 | Sum D2 | 1655 |
| rp = | 0.4500747 | | | | 66.2 | 125.2 | 40.681691 |
| | | | | | | | |
| Burton, 1988. | Femal | male TBIs | post-injury | 34 months | N = 9 | D2 | |
| L | 65 | 8.5 | 53 | 6.1 | 5.76 | 0.36 | 144 |
| F | 55 | 6.5 | 58 | 7.1 | 0.36 | 2.56 | 9 |
| K | 47 | 4.9 | 57 | 6.9 | 4 | 1.96 | 100 |
| 1 | 70 | 9.5 | 60 | 7.5 | 4 | 4 | 100 |
| 2 | 57 | 6.9 | 63 | 8.1 | 1.44 | 6.76 | 36 |
| 3 | 52 | 5.9 | 63 | 8.1 | 4.84 | 6.76 | 121 |
| 4 | 62 | 7.9 | 60 | 7.5 | 0.16 | 4 | 4 |
| 5 | 48 | 5.1 | 43 | 4.1 | 1 | 1.96 | 25 |
| 6 | 57 | 6.9 | 56 | 6.7 | 0.0400000 | 1.44 | 1 |
| 7 | 62 | 7.9 | 56 | 6.7 | 1.44 | 1.44 | 36 |
| 8 | 70 | 9.5 | 63 | 8.1 | 1.96 | 6.76 | 49 |
| 9 | 75 | 10.5 | 50 | 5.5 | 25 | 0 | 625 |
| 0 | 59 | 7.3 | 58 | 7.1 | 0.0400000 | 2.56 | 1 |
| | | | | | Sum d2 | Sum D2 | 1251 |
| rp = | 0.2849385 | | | | 50.04 | 40.56 | 35.369478 |
| | | | | | | | |
| Burton, 1988. | | male TBIs | with fronta | l lobe dama | N = 8 | #64 | |
| L | 65 | 8.5 | 53 | 6.1 | 5.76 | 0.36 | 144 |
| F | 55 | 6.5 | 62 | 7.9 | 1.96 | 5.76 | 49 |
| K | 47 | 4.9 | 59 | 7.3 | 5.76 | 3.24 | 144 |
| 1 | 70 | 9.5 | 65 | 8.5 | 1 | 9 | 25 |
| 2 | 57 | 6.9 | 77 | 10.9 | 16 | 29.16 | 400 |
| 3 | 52 | 5.9 | 69 | 9.3 | 11.56 | 14.44 | 289 |
| 4 | 62 | 7.9 | 69 | 9.3 | 1.96 | 14.44 | 49 |
| 5 | 48 | 5.1 | 64 | 8.3 | 10.24 | 7.84 | 256 |
| 6 | 57 | 6.9 | 65 | 8.5 | 2.56 | 9 | 64 |
| 7 | 62 | 7.9 | 62 | 7.9 | 0 | 5.76 | 0 |
| 8 | 70 | 9.5 | 73 | 10.1 | 0.36 | 21.16 | 9 |
| 9 | 75 | 10.5 | 60 | 7.5 | 9 | 4 | 225 |
| 0 | 59 | 7.3 | 50 | 5.5 | 3.24 | 0 | 81 |
| | | | | | Sum d2 | Sum D2 | 1735 |
| rp = | 0.4286184 | | | | 69.4 | 124.16 | 41.653331 |
| | | | | | | | |
| Burton, 1988. | | male TBIs | w/o frontal | l lobe dama | N = 6 | D2 | |
| L | 65 | 8.5 | 53 | 6.1 | 5.76 | 0.36 | 144 |
| F | 55 | 6.5 | 62 | 7.9 | 1.96 | 5.76 | 49 |
| K | 47 | 4.9 | 53 | 6.1 | 1.44 | 0.36 | 36 |
| 1 | 70 | 9.5 | 52 | 5.9 | 12.96 | 0.16 | 324 |
| 2 | 57 | 6.9 | 75 | 10.5 | 12.96 | 25 | 324 |
| 3 | 52 | 5.9 | 60 | 7.5 | 2.56 | 4 | 64 |
| 4 | 62 | 7.9 | 67 | 8.9 | 1 | 11.56 | 25 |
| 5 | 48 | 5.1 | 69 | 9.3 | 17.64 | 14.44 | 441 |

| | | | | | | | |
|---|---|---|---|---|---|---|---|
| 6 | 57 | 6.9 | 65 | 8.5 | 2.56 | 9 | 64 |
| 7 | 62 | 7.9 | 73 | 10.1 | 4.84 | 21.16 | 121 |
| 8 | 70 | 9.5 | 71 | 9.7 | 0.0399999 | 17.64 | 1 |
| 9 | 75 | 10.5 | 68 | 9.1 | 1.96 | 12.96 | 49 |
| 0 | 59 | 7.3 | 56 | 6.7 | 0.36 | 1.44 | 9 |
| | | | | | Sum d2 | Sum D2 | 1651 |
| rp = | 0.4479184 | | | | 66.04 | 123.84 | 40.632499 |
| | | | | | | | |
| Ashlock, 1987. | | True PTSD | | | | D2 | |
| L | 65 | 8.5 | 52 | 5.9 | 6.76 | 0.16 | 169 |
| F | 55 | 6.5 | 92 | 13.9 | 54.76 | 70.56 | 1369 |
| K | 47 | 4.9 | 37 | 2.9 | 4 | 6.76 | 100 |
| 1 | 70 | 9.5 | 73 | 10.1 | 0.36 | 21.16 | 9 |
| 2 | 57 | 6.9 | 83 | 12.1 | 27.04 | 43.56 | 676 |
| 3 | 52 | 5.9 | 69 | 9.3 | 11.56 | 14.44 | 289 |
| 4 | 62 | 7.9 | 74 | 10.3 | 5.76 | 23.04 | 144 |
| 5 | 48 | 5.1 | 50 | 5.5 | 0.16 | 0 | 4 |
| 6 | 57 | 6.9 | 79 | 11.3 | 19.36 | 33.64 | 484 |
| 7 | 62 | 7.9 | 100 | 15.5 | 57.76 | 100 | 1444 |
| 8 | 70 | 9.5 | 87 | 12.9 | 11.56 | 54.76 | 289 |
| 9 | 75 | 10.5 | 65 | 8.5 | 4 | 9 | 100 |
| 0 | 59 | 7.3 | 70 | 9.5 | 4.84 | 16 | 121 |
| | | | | | Sum d2 | Sum D2 | 5198 |
| rp = | 0.3606002 | | | | 207.92 | 393.08 | 72.097156 |
| | | | | | | | |
| Ashlock, 1987. | | Fake PTSD | | | | D2 | |
| L | 65 | 8.5 | 48 | 5.1 | 11.56 | 0.16 | 289 |
| F | 55 | 6.5 | 120 | 19.5 | 169 | 196 | 4225 |
| K | 47 | 4.9 | 35 | 2.5 | 5.76 | 9 | 144 |
| 1 | 70 | 9.5 | 81 | 11.7 | 4.84 | 38.44 | 121 |
| 2 | 57 | 6.9 | 87 | 12.9 | 36 | 54.76 | 900 |
| 3 | 52 | 5.9 | 71 | 9.7 | 14.44 | 17.64 | 361 |
| 4 | 62 | 7.9 | 82 | 11.9 | 16 | 40.96 | 400 |
| 5 | 48 | 5.1 | 60 | 7.5 | 5.76 | 4 | 144 |
| 6 | 57 | 6.9 | 90 | 13.5 | 43.56 | 64 | 1089 |
| 7 | 62 | 7.9 | 87 | 12.9 | 25 | 54.76 | 625 |
| 8 | 70 | 9.5 | 105 | 16.5 | 49 | 121 | 1225 |
| 9 | 75 | 10.5 | 78 | 11.1 | 0.36 | 31.36 | 9 |
| 0 | 59 | 7.3 | 72 | 9.9 | 6.76 | 19.36 | 169 |
| | | | | | Sum d2 | Sum D2 | 9701 |
| rp = | 0.2872414 | | | | 388.04 | 651.44 | 98.493654 |
| | | | | | | | |
| Anthony, 1971. | | Exaggerate d | | | | D2 | |
| L | 65 | 8.5 | 53 | 6.1 | 5.76 | 0.36 | 144 |
| F | 55 | 6.5 | 86 | 12.7 | 38.44 | 51.84 | 961 |
| K | 47 | 4.9 | 49 | 5.3 | 0.16 | 0.0400000 | 4 |

| | | | | | | | |
|---|---|---|---|---|---|---|---|
| 1 | 70 | 9.5 | 72 | 9.9 | 0.16 | 19.36 | 4 |
| 2 | 57 | 6.9 | 84 | 12.3 | 29.16 | 46.24 | 729 |
| 3 | 52 | 5.9 | 69 | 9.3 | 11.56 | 14.44 | 289 |
| 4 | 62 | 7.9 | 79 | 11.3 | 11.56 | 33.64 | 289 |
| 5 | 48 | 5.1 | 67 | 8.9 | 14.44 | 11.56 | 361 |
| 6 | 57 | 6.9 | 76 | 10.7 | 14.44 | 27.04 | 361 |
| 7 | 62 | 7.9 | 79 | 11.3 | 11.56 | 33.64 | 289 |
| 8 | 70 | 9.5 | 90 | 13.5 | 16 | 64 | 400 |
| 9 | 75 | 10.5 | 73 | 10.1 | 0.16 | 21.16 | 4 |
| 0 | 59 | 7.3 | 65 | 8.5 | 1.44 | 9 | 36 |
| | | | | | Sum d2 | Sum D2 | 3871 |
| rp = | 0.4227987 | | | | 154.84 | 332.32 | 62.217360 |
| | | | | | | | |
| Bowler, 1998 | | 59 mixed | with Catac | arb exposu | ure | D2 | |
| L | 65 | 8.5 | 56.5 | 6.8 | 2.89 | 1.69 | 72.25 |
| F | 55 | 6.5 | 61 | 7.7 | 1.44 | 4.84 | 36 |
| K | 47 | 4.9 | 47.4 | 4.98 | 0.0063999 | 0.2704 | 0.1599999 |
| 1 | 70 | 9.5 | 72.6 | 10.02 | 0.2704 | 20.4304 | 6.7599999 |
| 2 | 57 | 6.9 | 70.2 | 9.54 | 6.9696 | 16.3216 | 174.24 |
| 3 | 52 | 5.9 | 71 | 9.7 | 14.44 | 17.64 | 361 |
| 4 | 62 | 7.9 | 55.8 | 6.66 | 1.5376 | 1.3456 | 38.44 |
| 5 | 48 | 5.1 | 51.3 | 5.76 | 0.4356 | 0.0675999 | 10.89 |
| 6 | 57 | 6.9 | 55.3 | 6.56 | 0.1156000 | 1.1236 | 2.8900000 |
| 7 | 62 | 7.9 | 64.8 | 8.46 | 0.3135999 | 8.7615999 | 7.8399999 |
| 8 | 70 | 9.5 | 66.1 | 8.72 | 0.6084000 | 10.3684 | 15.21 |
| 9 | 75 | 10.5 | 52 | 5.9 | 21.16 | 0.16 | 529 |
| 0 | 59 | 7.3 | 55.7 | 6.64 | 0.4355999 | 1.2996 | 10.89 |
| | | | | | Sum d2 | Sum D2 | 1265.57 |
| rp = | 0.4506526 | | | | 50.6228 | 84.3188 | 35.574850 |
| | | | | | | | |
| Bachna, 1998 | | 10 patients | s with ante | rograde am | nesia | D2 | |
| L | 65 | 8.5 | 53.3 | 6.16 | 5.4756 | 0.4355999 | 136.89 |
| F | 55 | 6.5 | 59.1 | 7.32 | 0.6724 | 3.3124 | 16.81 |
| K | 47 | 4.9 | 56.4 | 6.78 | 3.5344 | 1.6384 | 88.36 |
| 1 | 70 | 9.5 | 56.4 | 6.78 | 7.3984 | 1.6384 | 184.96 |
| 2 | 57 | 6.9 | 74.6 | 10.42 | 12.3904 | 24.2064 | 309.76 |
| 3 | 52 | 5.9 | 64.2 | 8.34 | 5.9536 | 8.0656 | 148.84 |
| 4 | 62 | 7.9 | 60.8 | 7.66 | 0.0576000 | 4.6656 | 1.4400000 |
| 5 | 48 | 5.1 | 51.2 | 5.74 | 0.4096000 | 0.0576000 | 10.24 |
| 6 | 57 | 6.9 | 61.8 | 7.86 | 0.9215999 | 5.5696 | 23.04 |
| 7 | 62 | 7.9 | 67.4 | 8.98 | 1.1664 | 12.1104 | 29.160000 |
| 8 | 70 | 9.5 | 67.8 | 9.06 | 0.1936000 | 12.6736 | 4.8400000 |
| 9 | 75 | 10.5 | 54.3 | 6.36 | 17.1396 | 0.7395999 | 428.49 |
| 0 | 59 | 7.3 | 56.4 | 6.78 | 0.2704 | 1.6384 | 6.7600000 |
| | | | | | Sum d2 | Sum D2 | 1389.59 |
| rp = | 0.3881665 | | | | 55.5836 | 76.7516 | 37.277204 |

| | | | | | | | |
|---|---|---|---|---|---|---|---|
| Anderson, | 1983 | 17 males | accused of | f murder | Group 1 | D2 | |
| L | 65 | 8.5 | 46 | 64.31 | 3114.7561 | 3458.6161 | 361 |
| F | 55 | 6.5 | 98 | 48.94 | 1801.1536 | 1887.0336 | 1849 |
| K | 47 | 4.9 | 40 | 3.5 | 1.96 | 4 | 49 |
| 1 | 70 | 9.5 | 72 | 9.9 | 0.16 | 19.36 | 4 |
| 2 | 57 | 6.9 | 84 | 12.3 | 29.16 | 46.24 | 729 |
| 3 | 52 | 5.9 | 65 | 8.5 | 6.76 | 9 | 169 |
| 4 | 62 | 7.9 | 79 | 11.3 | 11.56 | 33.64 | 289 |
| 5 | 48 | 5.1 | 64 | 8.3 | 10.24 | 7.84 | 256 |
| 6 | 57 | 6.9 | 94 | 14.3 | 54.76 | 77.44 | 1369 |
| 7 | 62 | 7.9 | 85 | 12.5 | 21.16 | 49 | 529 |
| 8 | 70 | 9.5 | 101 | 15.7 | 38.44 | 104.04 | 961 |
| 9 | 75 | 10.5 | 70 | 9.5 | 1 | 16 | 25 |
| 0 | 59 | 7.3 | 67 | 8.9 | 2.56 | 11.56 | 64 |
| | | | | | Sum d2 | Sum D2 | 6654 |
| rp = | 0.0625262 | | | | 5093.6697 | 5723.7697 | 81.572054 |
| | | | | | | | |
| Anderson, | 1983 | 26 males | accused of | f murder | Group 2 | D2 | |
| L | 65 | 8.5 | 53 | 6.1 | 5.76 | 0.36 | 144 |
| F | 55 | 6.5 | 120 | 19.5 | 169 | 196 | 4225 |
| K | 47 | 4.9 | 46 | 4.7 | 0.0400000 | 0.64 | 1 |
| 1 | 70 | 9.5 | 90 | 13.5 | 16 | 64 | 400 |
| 2 | 57 | 6.9 | 101 | 15.7 | 77.44 | 104.04 | 1936 |
| 3 | 52 | 5.9 | 82 | 11.9 | 36 | 40.96 | 900 |
| 4 | 62 | 7.9 | 90 | 13.5 | 31.36 | 64 | 784 |
| 5 | 48 | 5.1 | 73 | 10.1 | 25 | 21.16 | 625 |
| 6 | 57 | 6.9 | 105 | 16.5 | 92.16 | 121 | 2304 |
| 7 | 62 | 7.9 | 97 | 14.9 | 49 | 88.36 | 1225 |
| 8 | 70 | 9.5 | 120 | 19.5 | 100 | 196 | 2500 |
| 9 | 75 | 10.5 | 81 | 11.7 | 1.44 | 38.44 | 36 |
| 0 | 59 | 7.3 | 72 | 9.9 | 6.76 | 19.36 | 169 |
| | | | | | Sum d2 | Sum D2 | 15249 |
| rp = | 0.2439949 | | | | 609.96 | 954.32 | 123.48684 |
| | | | | | | | |
| Cannon, 1990 | | 207 males | alcohol de | ndent | | D2 | |
| L | 65 | 8.5 | 50 | 5.5 | 9 | 0 | 225 |
| F | 55 | 6.5 | 66 | 8.7 | 4.84 | 10.24 | 121 |
| K | 47 | 4.9 | 48 | 5.1 | 0.0399999 | 0.16 | 1 |
| 1 | 70 | 9.5 | 67 | 8.9 | 0.36 | 11.56 | 9 |
| 2 | 57 | 6.9 | 82 | 11.9 | 25 | 40.96 | 625 |
| 3 | 52 | 5.9 | 64 | 8.3 | 5.76 | 7.84 | 144 |
| 4 | 62 | 7.9 | 71 | 9.7 | 3.24 | 17.64 | 81 |
| 5 | 48 | 5.1 | 61 | 7.7 | 6.76 | 4.84 | 169 |
| 6 | 57 | 6.9 | 59 | 7.3 | 0.16 | 3.24 | 4 |
| 7 | 62 | 7.9 | 66 | 8.7 | 0.6399999 | 10.24 | 16 |

| | | | | | | | |
|---|---|---|---|---|---|---|---|
| 8 | 70 | 9.5 | 65 | 8.5 | 1 | 9 | 25 |
| 9 | 75 | 10.5 | 63 | 8.1 | 5.76 | 6.76 | 144 |
| 0 | 59 | 7.3 | 58 | 7.1 | 0.0400000 | 2.56 | 1 |
| | | | | | Sum d2 | Sum D2 | 1565 |
| rp = | 0.4717299 | | | | 62.6 | 125.04 | 39.560080 |
| | | | | | | | |
| Cannon, 1990 | | 49 drug | dependent | males | | D2 | |
| L | 65 | 8.5 | 50 | 5.5 | 9 | 0 | 225 |
| F | 55 | 6.5 | 68 | 9.1 | 6.76 | 12.96 | 169 |
| K | 47 | 4.9 | 49 | 5.3 | 0.16 | 0.0400000 | 4 |
| 1 | 70 | 9.5 | 62 | 7.9 | 2.56 | 5.76 | 64 |
| 2 | 57 | 6.9 | 72 | 9.9 | 9 | 19.36 | 225 |
| 3 | 52 | 5.9 | 64 | 8.3 | 5.76 | 7.84 | 144 |
| 4 | 62 | 7.9 | 76 | 10.7 | 7.8399999 | 27.04 | 196 |
| 5 | 48 | 5.1 | 64 | 8.3 | 10.24 | 7.84 | 256 |
| 6 | 57 | 6.9 | 62 | 7.9 | 1 | 5.76 | 25 |
| 7 | 62 | 7.9 | 66 | 8.7 | 0.6399999 | 10.24 | 16 |
| 8 | 70 | 9.5 | 69 | 9.3 | 0.0399999 | 14.44 | 1 |
| 9 | 75 | 10.5 | 70 | 9.5 | 1 | 16 | 25 |
| 0 | 59 | 7.3 | 55 | 6.5 | 0.64 | 1 | 16 |
| | | | | | Sum d2 | Sum D2 | 1366 |
| rp = | 0.5295333 | | | | 54.64 | 128.28 | 36.959437 |
| | | | | | | | |
| Cannon, 1990 | | 160 mixed | alcohol an | d drug male | es. | D2 | |
| L | 65 | 8.5 | 46 | 4.7 | 14.44 | 0.64 | 361 |
| F | 55 | 6.5 | 70 | 9.5 | 9 | 16 | 225 |
| K | 47 | 4.9 | 48 | 5.1 | 0.0399999 | 0.16 | 1 |
| 1 | 70 | 9.5 | 65 | 8.5 | 1 | 9 | 25 |
| 2 | 57 | 6.9 | 80 | 11.5 | 21.16 | 36 | 529 |
| 3 | 52 | 5.9 | 64 | 8.3 | 5.76 | 7.84 | 144 |
| 4 | 62 | 7.9 | 79 | 11.3 | 11.56 | 33.64 | 289 |
| 5 | 48 | 5.1 | 64 | 8.3 | 10.24 | 7.84 | 256 |
| 6 | 57 | 6.9 | 65 | 8.5 | 2.56 | 9 | 64 |
| 7 | 62 | 7.9 | 71 | 9.7 | 3.24 | 17.64 | 81 |
| 8 | 70 | 9.5 | 73 | 10.1 | 0.36 | 21.16 | 9 |
| 9 | 75 | 10.5 | 70 | 9.5 | 1 | 16 | 25 |
| 0 | 59 | 7.3 | 58 | 7.1 | 0.0400000 | 2.56 | 1 |
| | | | | | Sum d2 | Sum D2 | 2010 |
| rp = | 0.4766306 | | | | 80.4 | 177.48 | 44.833023 |
| | | | | | | | |
| Armentrout, 1978 | | 13 rapists | of adults | males | | D2 | |
| L | 65 | 8.5 | 50 | 5.5 | 9 | 0 | 225 |
| F | 55 | 6.5 | 73 | 10.1 | 12.96 | 21.16 | 324 |
| K | 47 | 4.9 | 51 | 5.7 | 0.64 | 0.0400000 | 16 |
| 1 | 70 | 9.5 | 59 | 7.3 | 4.84 | 3.24 | 121 |
| 2 | 57 | 6.9 | 75 | 10.5 | 12.96 | 25 | 324 |

| | | | | | | | |
|---|---|---|---|---|---|---|---|
| 3 | 52 | 5.9 | 62 | 7.9 | 4 | 5.76 | 100 |
| 4 | 62 | 7.9 | 79 | 11.3 | 11.56 | 33.64 | 289 |
| 5 | 48 | 5.1 | 64 | 8.3 | 10.24 | 7.84 | 256 |
| 6 | 57 | 6.9 | 70 | 9.5 | 6.76 | 16 | 169 |
| 7 | 62 | 7.9 | 71 | 9.7 | 3.24 | 17.64 | 81 |
| 8 | 70 | 9.5 | 82 | 11.9 | 5.76 | 40.96 | 144 |
| 9 | 75 | 10.5 | 65 | 8.5 | 4 | 9 | 100 |
| 0 | 59 | 7.3 | 60 | 7.5 | 0.0400000 | 4 | 1 |
| | | | | | Sum d2 | Sum D2 | 2150 |
| rp = | 0.4618946 | | | | 86 | 184.28 | 46.368092 |
| | | | | | | | |
| Armentrout, 1978 | | 21 rapists | of children | males | | D2 | |
| L | 65 | 8.5 | 53 | 6.1 | 5.76 | 0.36 | 144 |
| F | 55 | 6.5 | 66 | 8.7 | 4.84 | 10.24 | 121 |
| K | 47 | 4.9 | 53 | 6.1 | 1.44 | 0.36 | 36 |
| 1 | 70 | 9.5 | 57 | 6.9 | 6.76 | 1.96 | 169 |
| 2 | 57 | 6.9 | 70 | 9.5 | 6.76 | 16 | 169 |
| 3 | 52 | 5.9 | 62 | 7.9 | 4 | 5.76 | 100 |
| 4 | 62 | 7.9 | 74 | 10.3 | 5.76 | 23.04 | 144 |
| 5 | 48 | 5.1 | 64 | 8.3 | 10.24 | 7.84 | 256 |
| 6 | 57 | 6.9 | 67 | 8.9 | 4 | 11.56 | 100 |
| 7 | 62 | 7.9 | 64 | 8.3 | 0.16 | 7.84 | 4 |
| 8 | 70 | 9.5 | 71 | 9.7 | 0.0399999 | 17.64 | 1 |
| 9 | 75 | 10.5 | 60 | 7.5 | 9 | 4 | 225 |
| 0 | 59 | 7.3 | 58 | 7.1 | 0.0400000 | 2.56 | 1 |
| | | | | | Sum d2 | Sum D2 | 1470 |
| rp = | 0.4588625 | | | | 58.8 | 109.16 | 38.340579 |
| | | | | | | | |
| Armentrout, 1978 | | 17 non- | rapists | males | other sex | D2 | offenses |
| L | 65 | 8.5 | 53 | 6.1 | 5.76 | 0.36 | 144 |
| F | 55 | 6.5 | 64 | 8.3 | 3.24 | 7.84 | 81 |
| K | 47 | 4.9 | 57 | 6.9 | 4 | 1.96 | 100 |
| 1 | 70 | 9.5 | 57 | 6.9 | 6.76 | 1.96 | 169 |
| 2 | 57 | 6.9 | 65 | 8.5 | 2.56 | 9 | 64 |
| 3 | 52 | 5.9 | 60 | 7.5 | 2.56 | 4 | 64 |
| 4 | 62 | 7.9 | 74 | 10.3 | 5.76 | 23.04 | 144 |
| 5 | 48 | 5.1 | 61 | 7.7 | 6.76 | 4.84 | 169 |
| 6 | 57 | 6.9 | 62 | 7.9 | 1 | 5.76 | 25 |
| 7 | 62 | 7.9 | 62 | 7.9 | 0 | 5.76 | 0 |
| 8 | 70 | 9.5 | 65 | 8.5 | 1 | 9 | 25 |
| 9 | 75 | 10.5 | 65 | 8.5 | 4 | 9 | 100 |
| 0 | 59 | 7.3 | 53 | 6.1 | 1.44 | 0.36 | 36 |
| | | | | | Sum d2 | Sum D2 | 1121 |
| rp = | 0.4935622 | | | | 44.84 | 82.88 | 33.481338 |
| | | | | | | | |
| Black, 1975 | | 15 RH s | males | | | D2 | |

| | | | | | | | |
|---|---|---|---|---|---|---|---|
| L | 65 | 8.5 | 50 | 5.5 | 9 | 0 | 225 |
| F | 55 | 6.5 | 55 | 6.5 | 0 | 1 | 0 |
| K | 47 | 4.9 | 59 | 7.3 | 5.76 | 3.24 | 144 |
| 1 | 70 | 9.5 | 59 | 7.3 | 4.84 | 3.24 | 121 |
| 2 | 57 | 6.9 | 65 | 8.5 | 2.56 | 9 | 64 |
| 3 | 52 | 5.9 | 58 | 7.1 | 1.44 | 2.56 | 36 |
| 4 | 62 | 7.9 | 60 | 7.5 | 0.16 | 4 | 4 |
| 5 | 48 | 5.1 | 51 | 5.7 | 0.3600000 | 0.0400000 | 9 |
| 6 | 57 | 6.9 | 50 | 5.5 | 1.96 | 0 | 49 |
| 7 | 62 | 7.9 | 58 | 7.1 | 0.6400000 | 2.56 | 16 |
| 8 | 70 | 9.5 | 61 | 7.7 | 3.24 | 4.84 | 81 |
| 9 | 75 | 10.5 | 60 | 7.5 | 9 | 4 | 225 |
| 0 | 59 | 7.3 | 46 | 4.7 | 6.76 | 0.64 | 169 |
| | | | | | Sum d2 | Sum D2 | 1143 |
| rp = | 0.2976958 | | | | 45.72 | 35.12 | 33.808283 |
| | | | | | | | |
| Black, 1975 | | 20 LH | males | | | D2 | |
| L | 65 | 8.5 | 53 | 6.1 | 5.76 | 0.36 | 144 |
| F | 55 | 6.5 | 70 | 9.5 | 9 | 16 | 225 |
| K | 47 | 4.9 | 48 | 5.1 | 0.0399999 | 0.16 | 1 |
| 1 | 70 | 9.5 | 70 | 9.5 | 0 | 16 | 0 |
| 2 | 57 | 6.9 | 80 | 11.5 | 21.16 | 36 | 529 |
| 3 | 52 | 5.9 | 64 | 8.3 | 5.76 | 7.84 | 144 |
| 4 | 62 | 7.9 | 67 | 8.9 | 1 | 11.56 | 25 |
| 5 | 48 | 5.1 | 59 | 7.3 | 4.84 | 3.24 | 121 |
| 6 | 57 | 6.9 | 62 | 7.9 | 1 | 5.76 | 25 |
| 7 | 62 | 7.9 | 66 | 8.7 | 0.6399999 | 10.24 | 16 |
| 8 | 70 | 9.5 | 78 | 11.1 | 2.56 | 31.36 | 64 |
| 9 | 75 | 10.5 | 65 | 8.5 | 4 | 9 | 100 |
| 0 | 59 | 7.3 | 60 | 7.5 | 0.0400000 | 4 | 1 |
| | | | | | Sum d2 | Sum D2 | 1395 |
| rp = | 0.5652173 | | | | 55.8 | 151.52 | 37.349698 |
| | | | | | | | |
| Bowler, 1991 | | 70 females | with organ | ic solvent | toxicity | D2 | |
| L | 65 | 8.5 | 53 | 6.1 | 5.76 | 0.36 | 144 |
| F | 55 | 6.5 | 73 | 10.1 | 12.96 | 21.16 | 324 |
| K | 47 | 4.9 | 51 | 5.7 | 0.64 | 0.0400000 | 16 |
| 1 | 70 | 9.5 | 82 | 11.9 | 5.76 | 40.96 | 144 |
| 2 | 57 | 6.9 | 80 | 11.5 | 21.16 | 36 | 529 |
| 3 | 52 | 5.9 | 79 | 11.3 | 29.16 | 33.64 | 729 |
| 4 | 62 | 7.9 | 67 | 8.9 | 1 | 11.56 | 25 |
| 5 | 48 | 5.1 | 45 | 4.5 | 0.36 | 1 | 9 |
| 6 | 57 | 6.9 | 67 | 8.9 | 4 | 11.56 | 100 |
| 7 | 62 | 7.9 | 74 | 10.3 | 5.76 | 23.04 | 144 |
| 8 | 70 | 9.5 | 78 | 11.1 | 2.56 | 31.36 | 64 |
| 9 | 75 | 10.5 | 60 | 7.5 | 9 | 4 | 225 |

| | | | | | | | |
|---|---|---|---|---|---|---|---|
| 0 | 59 | 7.3 | 66 | 8.7 | 1.96 | 10.24 | 49 |
| | | | | | Sum d2 | Sum D2 | 2502 |
| rp = | 0.4653274 | | | | 100.08 | 224.92 | 50.019996 |
| | | | | | | | |
| Dietvorst, 1979. | | 17 alcoholic | c males | physicians | | D2 | |
| L | 65 | 8.5 | 50 | 5.5 | 9 | 0 | 225 |
| F | 55 | 6.5 | 58 | 7.1 | 0.36 | 2.56 | 9 |
| K | 47 | 4.9 | 59 | 7.3 | 5.76 | 3.24 | 144 |
| 1 | 70 | 9.5 | 54 | 6.3 | 10.24 | 0.64 | 256 |
| 2 | 57 | 6.9 | 68 | 9.1 | 4.84 | 12.96 | 121 |
| 3 | 52 | 5.9 | 62 | 7.9 | 4 | 5.76 | 100 |
| 4 | 62 | 7.9 | 60 | 7.5 | 0.16 | 4 | 4 |
| 5 | 48 | 5.1 | 67 | 8.9 | 14.44 | 11.56 | 361 |
| 6 | 57 | 6.9 | 56 | 6.7 | 0.0400000 | 1.44 | 1 |
| 7 | 62 | 7.9 | 56 | 6.7 | 1.44 | 1.44 | 36 |
| 8 | 70 | 9.5 | 53 | 6.1 | 11.56 | 0.36 | 289 |
| 9 | 75 | 10.5 | 55 | 6.5 | 16 | 1 | 400 |
| 0 | 59 | 7.3 | 49 | 5.3 | 4 | 0.0400000 | 100 |
| | | | | | Sum d2 | Sum D2 | 2046 |
| rp = | 0.0710556 | | | | 81.84 | 45 | 45.232731 |
| | | | | | | | |
| Dietvorst, 1979. | | 15 drug | dependent | males | physicians | D2 | |
| L | 65 | 8.5 | 50 | 5.5 | 9 | 0 | 225 |
| F | 55 | 6.5 | 58 | 7.1 | 0.36 | 2.56 | 9 |
| K | 47 | 4.9 | 59 | 7.3 | 5.76 | 3.24 | 144 |
| 1 | 70 | 9.5 | 59 | 7.3 | 4.84 | 3.24 | 121 |
| 2 | 57 | 6.9 | 77 | 10.9 | 16 | 29.16 | 400 |
| 3 | 52 | 5.9 | 62 | 7.9 | 4 | 5.76 | 100 |
| 4 | 62 | 7.9 | 62 | 7.9 | 0 | 5.76 | 0 |
| 5 | 48 | 5.1 | 59 | 7.3 | 4.84 | 3.24 | 121 |
| 6 | 57 | 6.9 | 62 | 7.9 | 1 | 5.76 | 25 |
| 7 | 62 | 7.9 | 62 | 7.9 | 0 | 5.76 | 0 |
| 8 | 70 | 9.5 | 57 | 6.9 | 6.76 | 1.96 | 169 |
| 9 | 75 | 10.5 | 53 | 6.1 | 19.36 | 0.36 | 484 |
| 0 | 59 | 7.3 | 56 | 6.7 | 0.36 | 1.44 | 9 |
| | | | | | Sum d2 | Sum D2 | 1807 |
| rp = | 0.2386770 | | | | 72.28 | 68.24 | 42.508822 |
| | | | | | | | |
| Dietvorst, 1979. | | 11 combin | ation alcoh | ol/drugs | physicians | D2 | males |
| L | 65 | 8.5 | 50 | 5.5 | 9 | 0 | 225 |
| F | 55 | 6.5 | 64 | 8.3 | 3.24 | 7.84 | 81 |
| K | 47 | 4.9 | 53 | 6.1 | 1.44 | 0.36 | 36 |
| 1 | 70 | 9.5 | 62 | 7.9 | 2.56 | 5.76 | 64 |
| 2 | 57 | 6.9 | 75 | 10.5 | 12.96 | 25 | 324 |
| 3 | 52 | 5.9 | 71 | 9.7 | 14.44 | 17.64 | 361 |
| 4 | 62 | 7.9 | 64 | 8.3 | 0.16 | 7.84 | 4 |

| | | | | | | | |
|---|---|---|---|---|---|---|---|
| 5 | 48 | 5.1 | 71 | 9.7 | 21.16 | 17.64 | 529 |
| 6 | 57 | 6.9 | 67 | 8.9 | 4 | 11.56 | 100 |
| 7 | 62 | 7.9 | 62 | 7.9 | 0 | 5.76 | 0 |
| 8 | 70 | 9.5 | 63 | 8.1 | 1.96 | 6.76 | 49 |
| 9 | 75 | 10.5 | 58 | 7.1 | 11.56 | 2.56 | 289 |
| 0 | 59 | 7.3 | 52 | 5.9 | 1.96 | 0.16 | 49 |
| | | | | | Sum d2 | Sum D2 | 2111 |
| rp = | 0.3041041 | | | | 84.44 | 108.88 | 45.945620 |
| | | | | | | | |
| Holland, 1980. | | 84 brain da | maged | males | | D2 | |
| L | 65 | 8.5 | 53 | 6.1 | 5.76 | 0.36 | 144 |
| F | 55 | 6.5 | 66 | 8.7 | 4.84 | 10.24 | 121 |
| K | 47 | 4.9 | 55 | 6.5 | 2.56 | 1 | 64 |
| 1 | 70 | 9.5 | 65 | 8.5 | 1 | 9 | 25 |
| 2 | 57 | 6.9 | 72 | 9.9 | 9 | 19.36 | 225 |
| 3 | 52 | 5.9 | 62 | 7.9 | 4 | 5.76 | 100 |
| 4 | 62 | 7.9 | 67 | 8.9 | 1 | 11.56 | 25 |
| 5 | 48 | 5.1 | 59 | 7.3 | 4.84 | 3.24 | 121 |
| 6 | 57 | 6.9 | 62 | 7.9 | 1 | 5.76 | 25 |
| 7 | 62 | 7.9 | 66 | 8.7 | 0.6399999 | 10.24 | 16 |
| 8 | 70 | 9.5 | 71 | 9.7 | 0.0399999 | 17.64 | 1 |
| 9 | 75 | 10.5 | 63 | 8.1 | 5.76 | 6.76 | 144 |
| 0 | 59 | 7.3 | 53 | 6.1 | 1.44 | 0.36 | 36 |
| | | | | | Sum d2 | Sum D2 | 1047 |
| rp = | 0.5649283 | | | | 41.88 | 101.28 | 32.357379 |
| | | | | | | | |
| Holland, 1980. | | 86 male | "process" | schizos | | D2 | |
| L | 65 | 8.5 | 56 | 6.7 | 3.24 | 1.44 | 81 |
| F | 55 | 6.5 | 78 | 11.1 | 21.16 | 31.36 | 529 |
| K | 47 | 4.9 | 53 | 6.1 | 1.44 | 0.36 | 36 |
| 1 | 70 | 9.5 | 65 | 8.5 | 1 | 9 | 25 |
| 2 | 57 | 6.9 | 80 | 11.5 | 21.16 | 36 | 529 |
| 3 | 52 | 5.9 | 64 | 8.3 | 5.76 | 7.84 | 144 |
| 4 | 62 | 7.9 | 71 | 9.7 | 3.24 | 17.64 | 81 |
| 5 | 48 | 5.1 | 67 | 8.9 | 14.44 | 11.56 | 361 |
| 6 | 57 | 6.9 | 70 | 9.5 | 6.76 | 16 | 169 |
| 7 | 62 | 7.9 | 73 | 10.1 | 4.84 | 21.16 | 121 |
| 8 | 70 | 9.5 | 84 | 12.3 | 7.84 | 46.24 | 196 |
| 9 | 75 | 10.5 | 65 | 8.5 | 4 | 9 | 100 |
| 0 | 59 | 7.3 | 60 | 7.5 | 0.0400000 | 4 | 1 |
| | | | | | Sum d2 | Sum D2 | 2373 |
| rp = | 0.4665617 | | | | 94.92 | 211.6 | 48.713447 |
| | | | | | | | |
| Holland, 1980. | | 76 male | "reactive" | schizos | | D2 | |
| L | 65 | 8.5 | 56 | 6.7 | 3.24 | 1.44 | 81 |
| F | 55 | 6.5 | 68 | 9.1 | 6.76 | 12.96 | 169 |

| | | | | | | | |
|---|---|---|---|---|---|---|---|
| K | 47 | 4.9 | 55 | 6.5 | 2.56 | 1 | 64 |
| 1 | 70 | 9.5 | 62 | 7.9 | 2.56 | 5.76 | 64 |
| 2 | 57 | 6.9 | 80 | 11.5 | 21.16 | 36 | 529 |
| 3 | 52 | 5.9 | 65 | 8.5 | 6.76 | 9 | 169 |
| 4 | 62 | 7.9 | 69 | 9.3 | 1.96 | 14.44 | 49 |
| 5 | 48 | 5.1 | 64 | 8.3 | 10.24 | 7.84 | 256 |
| 6 | 57 | 6.9 | 65 | 8.5 | 2.56 | 9 | 64 |
| 7 | 62 | 7.9 | 69 | 9.3 | 1.96 | 14.44 | 49 |
| 8 | 70 | 9.5 | 74 | 10.3 | 0.6400000 | 23.04 | 16 |
| 9 | 75 | 10.5 | 60 | 7.5 | 9 | 4 | 225 |
| 0 | 59 | 7.3 | 58 | 7.1 | 0.0400000 | 2.56 | 1 |
| | | | | | Sum d2 | Sum D2 | 1736 |
| rp = | 0.4664207 | | | | 69.44 | 141.48 | 41.665333 |
| | | | | | | | |
| Holland, 1980. | | 86 males | "neurotics" | | | D2 | |
| L | 65 | 8.5 | 50 | 5.5 | 9 | 0 | 225 |
| F | 55 | 6.5 | 68 | 9.1 | 6.76 | 12.96 | 169 |
| K | 47 | 4.9 | 51 | 5.7 | 0.64 | 0.0400000 | 16 |
| 1 | 70 | 9.5 | 75 | 10.5 | 1 | 25 | 25 |
| 2 | 57 | 6.9 | 89 | 13.3 | 40.96 | 60.84 | 1024 |
| 3 | 52 | 5.9 | 73 | 10.1 | 17.64 | 21.16 | 441 |
| 4 | 62 | 7.9 | 71 | 9.7 | 3.24 | 17.64 | 81 |
| 5 | 48 | 5.1 | 61 | 7.7 | 6.76 | 4.84 | 169 |
| 6 | 57 | 6.9 | 67 | 8.9 | 4 | 11.56 | 100 |
| 7 | 62 | 7.9 | 77 | 10.9 | 9 | 29.16 | 225 |
| 8 | 70 | 9.5 | 78 | 11.1 | 2.56 | 31.36 | 64 |
| 9 | 75 | 10.5 | 63 | 8.1 | 5.76 | 6.76 | 144 |
| 0 | 59 | 7.3 | 60 | 7.5 | 0.0400000 | 4 | 1 |
| | | | | | Sum d2 | Sum D2 | 2684 |
| rp = | 0.4379646 | | | | 107.36 | 225.32 | 51.807335 |
| | | | | | | | |
| Holland, 1980. | | 31 male | alcoholics | | | D2 | |
| L | 65 | 8.5 | 50 | 5.5 | 9 | 0 | 225 |
| F | 55 | 6.5 | 68 | 9.1 | 6.76 | 12.96 | 169 |
| K | 47 | 4.9 | 51 | 5.7 | 0.64 | 0.0400000 | 16 |
| 1 | 70 | 9.5 | 62 | 7.9 | 2.56 | 5.76 | 64 |
| 2 | 57 | 6.9 | 77 | 10.9 | 16 | 29.16 | 400 |
| 3 | 52 | 5.9 | 64 | 8.3 | 5.76 | 7.84 | 144 |
| 4 | 62 | 7.9 | 74 | 10.3 | 5.76 | 23.04 | 144 |
| 5 | 48 | 5.1 | 59 | 7.3 | 4.84 | 3.24 | 121 |
| 6 | 57 | 6.9 | 65 | 8.5 | 2.56 | 9 | 64 |
| 7 | 62 | 7.9 | 69 | 9.3 | 1.96 | 14.44 | 49 |
| 8 | 70 | 9.5 | 71 | 9.7 | 0.0399999 | 17.64 | 1 |
| 9 | 75 | 10.5 | 63 | 8.1 | 5.76 | 6.76 | 144 |
| 0 | 59 | 7.3 | 56 | 6.7 | 0.36 | 1.44 | 9 |
| | | | | | Sum d2 | Sum D2 | 1550 |

| | | | | | | | |
|---|---|---|---|---|---|---|---|
| rp = | 0.4890390 | | | | 62 | 131.32 | 39.370039 |
| | | | | | | | |
| Huber, 1975. | | 67 male | alcoholics | (completers | s) | D2 | |
| L | 65 | 8.5 | 46 | 4.7 | 14.44 | 0.64 | 361 |
| F | 55 | 6.5 | 56 | 6.7 | 0.0400000 | 1.44 | 1 |
| K | 47 | 4.9 | 51 | 5.7 | 0.64 | 0.0400000 | 16 |
| 1 | 70 | 9.5 | 65 | 8.5 | 1 | 9 | 25 |
| 2 | 57 | 6.9 | 75 | 10.5 | 12.96 | 25 | 324 |
| 3 | 52 | 5.9 | 65 | 8.5 | 6.76 | 9 | 169 |
| 4 | 62 | 7.9 | 71 | 9.7 | 3.24 | 17.64 | 81 |
| 5 | 48 | 5.1 | 61 | 7.7 | 6.76 | 4.84 | 169 |
| 6 | 57 | 6.9 | 59 | 7.3 | 0.16 | 3.24 | 4 |
| 7 | 62 | 7.9 | 62 | 7.9 | 0 | 5.76 | 0 |
| 8 | 70 | 9.5 | 59 | 7.3 | 4.84 | 3.24 | 121 |
| 9 | 75 | 10.5 | 60 | 7.5 | 9 | 4 | 225 |
| 0 | 59 | 7.3 | 55 | 6.5 | 0.64 | 1 | 16 |
| | | | | | Sum d2 | Sum D2 | 1512 |
| rp = | 0.3786726 | | | | 60.48 | 84.84 | 38.884444 |
| | | | | | | | |
| Huber, 1975. | | 37 male | alcoholics | (non-compl | leters) | D2 | |
| L | 65 | 8.5 | 50 | 5.5 | 9 | 0 | 225 |
| F | 55 | 6.5 | 64 | 8.3 | 3.24 | 7.84 | 81 |
| K | 47 | 4.9 | 49 | 5.3 | 0.16 | 0.0400000 | 4 |
| 1 | 70 | 9.5 | 65 | 8.5 | 1 | 9 | 25 |
| 2 | 57 | 6.9 | 80 | 11.5 | 21.16 | 36 | 529 |
| 3 | 52 | 5.9 | 65 | 8.5 | 6.76 | 9 | 169 |
| 4 | 62 | 7.9 | 76 | 10.7 | 7.8399999 | 27.04 | 196 |
| 5 | 48 | 5.1 | 59 | 7.3 | 4.84 | 3.24 | 121 |
| 6 | 57 | 6.9 | 62 | 7.9 | 1 | 5.76 | 25 |
| 7 | 62 | 7.9 | 66 | 8.7 | 0.6399999 | 10.24 | 16 |
| 8 | 70 | 9.5 | 65 | 8.5 | 1 | 9 | 25 |
| 9 | 75 | 10.5 | 58 | 7.1 | 11.56 | 2.56 | 289 |
| 0 | 59 | 7.3 | 58 | 7.1 | 0.0400000 | 2.56 | 1 |
| | | | | | Sum d2 | Sum D2 | 1706 |
| rp = | 0.4310488 | | | | 68.24 | 122.28 | 41.303752 |
| | | | | | | | |
| Hyer, 1991. | | 41 male | chemically | dependent | ts | D2 | |
| L | 65 | 8.5 | 50 | 5.5 | 9 | 0 | 225 |
| F | 55 | 6.5 | 66 | 8.7 | 4.84 | 10.24 | 121 |
| K | 47 | 4.9 | 51 | 5.7 | 0.64 | 0.0400000 | 16 |
| 1 | 70 | 9.5 | 65 | 8.5 | 1 | 9 | 25 |
| 2 | 57 | 6.9 | 77 | 10.9 | 16 | 29.16 | 400 |
| 3 | 52 | 5.9 | 64 | 8.3 | 5.76 | 7.84 | 144 |
| 4 | 62 | 7.9 | 74 | 10.3 | 5.76 | 23.04 | 144 |
| 5 | 48 | 5.1 | 64 | 8.3 | 10.24 | 7.84 | 256 |
| 6 | 57 | 6.9 | 62 | 7.9 | 1 | 5.76 | 25 |

| | | | | | | | |
|---|---|---|---|---|---|---|---|
| 7 | 62 | 7.9 | 69 | 9.3 | 1.96 | 14.44 | 49 |
| 8 | 70 | 9.5 | 67 | 8.9 | 0.36 | 11.56 | 9 |
| 9 | 75 | 10.5 | 65 | 8.5 | 4 | 9 | 100 |
| 0 | 59 | 7.3 | 56 | 6.7 | 0.36 | 1.44 | 9 |
| | | | | | Sum d2 | Sum D2 | 1523 |
| rp = | 0.4915706 | | | | 60.92 | 129.36 | 39.025632 |
| | | | | | | | |
| Hyer, 1991. | | 35 males | chemically | dependent | ts | D2 | |
| L | 65 | 8.5 | 53 | 6.1 | 5.76 | 0.36 | 144 |
| F | 55 | 6.5 | 64 | 8.3 | 3.24 | 7.84 | 81 |
| K | 47 | 4.9 | 53 | 6.1 | 1.44 | 0.36 | 36 |
| 1 | 70 | 9.5 | 59 | 7.3 | 4.84 | 3.24 | 121 |
| 2 | 57 | 6.9 | 72 | 9.9 | 9 | 19.36 | 225 |
| 3 | 52 | 5.9 | 58 | 7.1 | 1.44 | 2.56 | 36 |
| 4 | 62 | 7.9 | 74 | 10.3 | 5.76 | 23.04 | 144 |
| 5 | 48 | 5.1 | 64 | 8.3 | 10.24 | 7.84 | 256 |
| 6 | 57 | 6.9 | 62 | 7.9 | 1 | 5.76 | 25 |
| 7 | 62 | 7.9 | 64 | 8.3 | 0.16 | 7.84 | 4 |
| 8 | 70 | 9.5 | 65 | 8.5 | 1 | 9 | 25 |
| 9 | 75 | 10.5 | 68 | 9.1 | 1.96 | 12.96 | 49 |
| 0 | 59 | 7.3 | 53 | 6.1 | 1.44 | 0.36 | 36 |
| | | | | | Sum d2 | Sum D2 | 1182 |
| rp = | 0.5203895 | | | | 47.28 | 100.52 | 34.380226 |
| | | | | | | | |
| Hyer, 1991. | | 46 males | chemically | dependent | t | D2 | |
| L | 65 | 8.5 | 46 | 4.7 | 14.44 | 0.64 | 361 |
| F | 55 | 6.5 | 96 | 14.7 | 67.24 | 84.64 | 1681 |
| K | 47 | 4.9 | 40 | 3.5 | 1.96 | 4 | 49 |
| 1 | 70 | 9.5 | 80 | 11.5 | 4 | 36 | 100 |
| 2 | 57 | 6.9 | 99 | 15.3 | 70.56 | 96.04 | 1764 |
| 3 | 52 | 5.9 | 73 | 10.1 | 17.64 | 21.16 | 441 |
| 4 | 62 | 7.9 | 83 | 12.1 | 17.64 | 43.56 | 441 |
| 5 | 48 | 5.1 | 64 | 8.3 | 10.24 | 7.84 | 256 |
| 6 | 57 | 6.9 | 88 | 13.1 | 38.44 | 57.76 | 961 |
| 7 | 62 | 7.9 | 91 | 13.7 | 33.64 | 67.24 | 841 |
| 8 | 70 | 9.5 | 105 | 16.5 | 49 | 121 | 1225 |
| 9 | 75 | 10.5 | 75 | 10.5 | 0 | 25 | 0 |
| 0 | 59 | 7.3 | 69 | 9.3 | 4 | 14.44 | 100 |
| | | | | | Sum d2 | Sum D2 | 8220 |
| rp = | 0.3131971 | | | | 328.8 | 579.32 | 90.664215 |
| | | | | | | | |
| Hyer, 1986. | | 26 males | with comba | at PTSD | t | D2 | |
| L | 65 | 8.5 | 50 | 5.5 | 9 | 0 | 225 |
| F | 55 | 6.5 | 90 | 13.5 | 49 | 64 | 1225 |
| K | 47 | 4.9 | 46 | 4.7 | 0.0400000 | 0.64 | 1 |
| 1 | 70 | 9.5 | 85 | 12.5 | 9 | 49 | 225 |

| | | | | | | | |
|---|---|---|---|---|---|---|---|
| 2 | 57 | 6.9 | 106 | 16.7 | 96.04 | 125.44 | 2401 |
| 3 | 52 | 5.9 | 80 | 11.5 | 31.36 | 36 | 784 |
| 4 | 62 | 7.9 | 81 | 11.7 | 14.44 | 38.44 | 361 |
| 5 | 48 | 5.1 | 71 | 9.7 | 21.16 | 17.64 | 529 |
| 6 | 57 | 6.9 | 82 | 11.9 | 25 | 40.96 | 625 |
| 7 | 62 | 7.9 | 89 | 13.3 | 29.16 | 60.84 | 729 |
| 8 | 70 | 9.5 | 101 | 15.7 | 38.44 | 104.04 | 961 |
| 9 | 75 | 10.5 | 68 | 9.1 | 1.96 | 12.96 | 49 |
| 0 | 59 | 7.3 | 69 | 9.3 | 4 | 14.44 | 100 |
| | | | | | Sum d2 | Sum D2 | 8215 |
| rp = | 0.3026019 | | | | 328.6 | 564.4 | 90.636637 |
| | | | | | | | |
| Penk, Robinowitz, 1979 | | 79. 39 while | te male | heroin user | s | D2 | |
| L | 65 | 8.5 | 46 | 4.7 | 14.44 | 0.64 | 361 |
| F | 55 | 6.5 | 73 | 10.1 | 12.96 | 21.16 | 324 |
| K | 47 | 4.9 | 48 | 5.1 | 0.0399999 | 0.16 | 1 |
| 1 | 70 | 9.5 | 67 | 8.9 | 0.36 | 11.56 | 9 |
| 2 | 57 | 6.9 | 82 | 11.9 | 25 | 40.96 | 625 |
| 3 | 52 | 5.9 | 65 | 8.5 | 6.76 | 9 | 169 |
| 4 | 62 | 7.9 | 76 | 10.7 | 7.8399999 | 27.04 | 196 |
| 5 | 48 | 5.1 | 67 | 8.9 | 14.44 | 11.56 | 361 |
| 6 | 57 | 6.9 | 65 | 8.5 | 2.56 | 9 | 64 |
| 7 | 62 | 7.9 | 71 | 9.7 | 3.24 | 17.64 | 81 |
| 8 | 70 | 9.5 | 73 | 10.1 | 0.36 | 21.16 | 9 |
| 9 | 75 | 10.5 | 68 | 9.1 | 1.96 | 12.96 | 49 |
| 0 | 59 | 7.3 | 60 | 7.5 | 0.0400000 | 4 | 1 |
| | | | | | Sum d2 | Sum D2 | 2250 |
| rp = | 0.4481912 | | | | 90 | 186.84 | 47.434164 |
| | | | | | | | |
| Penk, Robinowitz, 1979 | | 79. 63 blacl | k male | heroin user | s | D2 | |
| L | 65 | 8.5 | 50 | 5.5 | 9 | 0 | 225 |
| F | 55 | 6.5 | 70 | 9.5 | 9 | 16 | 225 |
| K | 47 | 4.9 | 49 | 5.3 | 0.16 | 0.0400000 | 4 |
| 1 | 70 | 9.5 | 70 | 9.5 | 0 | 16 | 0 |
| 2 | 57 | 6.9 | 75 | 10.5 | 12.96 | 25 | 324 |
| 3 | 52 | 5.9 | 64 | 8.3 | 5.76 | 7.84 | 144 |
| 4 | 62 | 7.9 | 74 | 10.3 | 5.76 | 23.04 | 144 |
| 5 | 48 | 5.1 | 64 | 8.3 | 10.24 | 7.84 | 256 |
| 6 | 57 | 6.9 | 62 | 7.9 | 1 | 5.76 | 25 |
| 7 | 62 | 7.9 | 69 | 9.3 | 1.96 | 14.44 | 49 |
| 8 | 70 | 9.5 | 71 | 9.7 | 0.0399999 | 17.64 | 1 |
| 9 | 75 | 10.5 | 73 | 10.1 | 0.16 | 21.16 | 4 |
| 0 | 59 | 7.3 | 54 | 6.3 | 1 | 0.64 | 25 |
| | | | | | Sum d2 | Sum D2 | 1426 |
| rp = | 0.5642475 | | | | 57.04 | 155.4 | 37.762415 |

| | | | | | | | |
|---|---|---|---|---|---|---|---|
| Penk, Fudge 1979. | | 65 male | heroin addi | icts | | D2 | |
| L | 65 | 8.5 | 50 | 5.5 | 9 | 0 | 225 |
| F | 55 | 6.5 | 73 | 10.1 | 12.96 | 21.16 | 324 |
| K | 47 | 4.9 | 51 | 5.7 | 0.64 | 0.0400000 | 16 |
| 1 | 70 | 9.5 | 49 | 5.3 | 17.64 | 0.0400000 | 441 |
| 2 | 57 | 6.9 | 56 | 6.7 | 0.0400000 | 1.44 | 1 |
| 3 | 52 | 5.9 | 49 | 5.3 | 0.3600000 | 0.0400000 | 9 |
| 4 | 62 | 7.9 | 69 | 9.3 | 1.96 | 14.44 | 49 |
| 5 | 48 | 5.1 | 57 | 6.9 | 3.24 | 1.96 | 81 |
| 6 | 57 | 6.9 | 59 | 7.3 | 0.16 | 3.24 | 4 |
| 7 | 62 | 7.9 | 64 | 8.3 | 0.16 | 7.84 | 4 |
| 8 | 70 | 9.5 | 65 | 8.5 | 1 | 9 | 25 |
| 9 | 75 | 10.5 | 70 | 9.5 | 1 | 16 | 25 |
| 0 | 59 | 7.3 | 48 | 5.1 | 4.84 | 0.16 | 121 |
| | | | | | Sum d2 | Sum D2 | 1325 |
| rp = | 0.4035561 | | | | 53 | 75.36 | 36.400549 |

| | | | | | | | |
|---|---|---|---|---|---|---|---|
| Penk, Fudge 1979. | | 45 male | amphetami | ines | | D2 | |
| L | 65 | 8.5 | 50 | 5.5 | 9 | 0 | 225 |
| F | 55 | 6.5 | 76 | 10.7 | 17.64 | 27.04 | 441 |
| K | 47 | 4.9 | 46 | 4.7 | 0.0400000 | 0.64 | 1 |
| 1 | 70 | 9.5 | 54 | 6.3 | 10.24 | 0.64 | 256 |
| 2 | 57 | 6.9 | 70 | 9.5 | 6.76 | 16 | 169 |
| 3 | 52 | 5.9 | 55 | 6.5 | 0.36 | 1 | 9 |
| 4 | 62 | 7.9 | 76 | 10.7 | 7.8399999 | 27.04 | 196 |
| 5 | 48 | 5.1 | 64 | 8.3 | 10.24 | 7.84 | 256 |
| 6 | 57 | 6.9 | 67 | 8.9 | 4 | 11.56 | 100 |
| 7 | 62 | 7.9 | 75 | 10.5 | 6.76 | 25 | 169 |
| 8 | 70 | 9.5 | 76 | 10.7 | 1.44 | 27.04 | 36 |
| 9 | 75 | 10.5 | 68 | 9.1 | 1.96 | 12.96 | 49 |
| 0 | 59 | 7.3 | 58 | 7.1 | 0.0400000 | 2.56 | 1 |
| | | | | | Sum d2 | Sum D2 | 1908 |
| rp = | 0.4644210 | | | | 76.32 | 159.32 | 43.680659 |

| | | | | | | | |
|---|---|---|---|---|---|---|---|
| Penk, Fudge 1979. | | 34 male | barbiturates | s | | D2 | |
| L | 65 | 8.5 | 50 | 5.5 | 9 | 0 | 225 |
| F | 55 | 6.5 | 73 | 10.1 | 12.96 | 21.16 | 324 |
| K | 47 | 4.9 | 46 | 4.7 | 0.0400000 | 0.64 | 1 |
| 1 | 70 | 9.5 | 57 | 6.9 | 6.76 | 1.96 | 169 |
| 2 | 57 | 6.9 | 68 | 9.1 | 4.84 | 12.96 | 121 |
| 3 | 52 | 5.9 | 55 | 6.5 | 0.36 | 1 | 9 |
| 4 | 62 | 7.9 | 69 | 9.3 | 1.96 | 14.44 | 49 |
| 5 | 48 | 5.1 | 64 | 8.3 | 10.24 | 7.84 | 256 |
| 6 | 57 | 6.9 | 62 | 7.9 | 1 | 5.76 | 25 |
| 7 | 62 | 7.9 | 69 | 9.3 | 1.96 | 14.44 | 49 |
| 8 | 70 | 9.5 | 74 | 10.3 | 0.6400000 | 23.04 | 16 |

| | | | | | | | |
|---|---|---|---|---|---|---|---|
| 9 | 75 | 10.5 | 68 | 9.1 | 1.96 | 12.96 | 49 |
| 0 | 59 | 7.3 | 58 | 7.1 | 0.0400000 | 2.56 | 1 |
| | | | | | Sum d2 | Sum D2 | 1294 |
| rp = | 0.5291977 | | | | 51.76 | 118.76 | 35.972211 |
| | | | | | | | |
| Patalano, 1978. | | 40 white | male heroin | n addicts | | D2 | |
| L | 65 | 8.5 | 50 | 5.5 | 9 | 0 | 225 |
| F | 55 | 6.5 | 70 | 9.5 | 9 | 16 | 225 |
| K | 47 | 4.9 | 46 | 4.7 | 0.0400000 | 0.64 | 1 |
| 1 | 70 | 9.5 | 62 | 7.9 | 2.56 | 5.76 | 64 |
| 2 | 57 | 6.9 | 77 | 10.9 | 16 | 29.16 | 400 |
| 3 | 52 | 5.9 | 64 | 8.3 | 5.76 | 7.84 | 144 |
| 4 | 62 | 7.9 | 79 | 11.3 | 11.56 | 33.64 | 289 |
| 5 | 48 | 5.1 | 73 | 10.1 | 25 | 21.16 | 625 |
| 6 | 57 | 6.9 | 65 | 8.5 | 2.56 | 9 | 64 |
| 7 | 62 | 7.9 | 71 | 9.7 | 3.24 | 17.64 | 81 |
| 8 | 70 | 9.5 | 78 | 11.1 | 2.56 | 31.36 | 64 |
| 9 | 75 | 10.5 | 73 | 10.1 | 0.16 | 21.16 | 4 |
| 0 | 59 | 7.3 | 58 | 7.1 | 0.0400000 | 2.56 | 1 |
| | | | | | Sum d2 | Sum D2 | 2187 |
| rp = | 0.4742156 | | | | 87.48 | 195.92 | 46.765371 |
| | | | | | | | |
| Patalano, 1978. | | 40 white fe | male heroin | n addicts | | D2 | |
| L | 65 | 8.5 | 46 | 4.7 | 14.44 | 0.64 | 361 |
| F | 55 | 6.5 | 73 | 10.1 | 12.96 | 21.16 | 324 |
| K | 47 | 4.9 | 44 | 4.3 | 0.3600000 | 1.44 | 9 |
| 1 | 70 | 9.5 | 60 | 7.5 | 4 | 4 | 100 |
| 2 | 57 | 6.9 | 69 | 9.3 | 5.76 | 14.44 | 144 |
| 3 | 52 | 5.9 | 61 | 7.7 | 3.24 | 4.84 | 81 |
| 4 | 62 | 7.9 | 81 | 11.7 | 14.44 | 38.44 | 361 |
| 5 | 48 | 5.1 | 41 | 3.7 | 1.96 | 3.24 | 49 |
| 6 | 57 | 6.9 | 67 | 8.9 | 4 | 11.56 | 100 |
| 7 | 62 | 7.9 | 68 | 9.1 | 1.44 | 12.96 | 36 |
| 8 | 70 | 9.5 | 74 | 10.3 | 0.6400000 | 23.04 | 16 |
| 9 | 75 | 10.5 | 70 | 9.5 | 1 | 16 | 25 |
| 0 | 59 | 7.3 | 65 | 8.5 | 1.44 | 9 | 36 |
| | | | | | Sum d2 | Sum D2 | 1642 |
| rp = | 0.5237128 | | | | 65.68 | 160.76 | 40.521599 |
| | | | | | | | |
| Patalano, 1978. | | 40 black | male heroin | n addicts | | D2 | |
| L | 65 | 8.5 | 50 | 5.5 | 9 | 0 | 225 |
| F | 55 | 6.5 | 70 | 9.5 | 9 | 16 | 225 |
| K | 47 | 4.9 | 49 | 5.3 | 0.16 | 0.0400000 | 4 |
| 1 | 70 | 9.5 | 59 | 7.3 | 4.84 | 3.24 | 121 |
| 2 | 57 | 6.9 | 72 | 9.9 | 9 | 19.36 | 225 |
| 3 | 52 | 5.9 | 60 | 7.5 | 2.56 | 4 | 64 |

| | | | | | | | |
|---|---|---|---|---|---|---|---|
| 4 | 62 | 7.9 | 79 | 11.3 | 11.56 | 33.64 | 289 |
| 5 | 48 | 5.1 | 67 | 8.9 | 14.44 | 11.56 | 361 |
| 6 | 57 | 6.9 | 65 | 8.5 | 2.56 | 9 | 64 |
| 7 | 62 | 7.9 | 66 | 8.7 | 0.6399999 | 10.24 | 16 |
| 8 | 70 | 9.5 | 74 | 10.3 | 0.6400000 | 23.04 | 16 |
| 9 | 75 | 10.5 | 73 | 10.1 | 0.16 | 21.16 | 4 |
| 0 | 59 | 7.3 | 55 | 6.5 | 0.64 | 1 | 16 |
| | | | | | Sum d2 | Sum D2 | 1630 |
| rp = | 0.5113176 | | | | 65.2 | 152.28 | 40.373258 |
| | | | | | | | |
| Patalano, 1978. | | 40 black fe | male heroin | n addicts | | D2 | |
| L | 65 | 8.5 | 46 | 4.7 | 14.44 | 0.64 | 361 |
| F | 55 | 6.5 | 73 | 10.1 | 12.96 | 21.16 | 324 |
| K | 47 | 4.9 | 44 | 4.3 | 0.3600000 | 1.44 | 9 |
| 1 | 70 | 9.5 | 56 | 6.7 | 7.84 | 1.44 | 196 |
| 2 | 57 | 6.9 | 65 | 8.5 | 2.56 | 9 | 64 |
| 3 | 52 | 5.9 | 54 | 6.3 | 0.16 | 0.64 | 4 |
| 4 | 62 | 7.9 | 76 | 10.7 | 7.8399999 | 27.04 | 196 |
| 5 | 48 | 5.1 | 45 | 4.5 | 0.36 | 1 | 9 |
| 6 | 57 | 6.9 | 67 | 8.9 | 4 | 11.56 | 100 |
| 7 | 62 | 7.9 | 63 | 8.1 | 0.0399999 | 6.76 | 1 |
| 8 | 70 | 9.5 | 71 | 9.7 | 0.0399999 | 17.64 | 1 |
| 9 | 75 | 10.5 | 70 | 9.5 | 1 | 16 | 25 |
| 0 | 59 | 7.3 | 61 | 7.7 | 0.16 | 4.84 | 4 |
| | | | | | Sum d2 | Sum D2 | 1294 |
| rp = | 0.5300526 | | | | 51.76 | 119.16 | 35.972211 |
| | | | | | | | |
| Craig, 1988. | | 30 male | cocaine | addicts | | D2 | |
| L | 65 | 8.5 | 50 | 5.5 | 9 | 0 | 225 |
| F | 55 | 6.5 | 62 | 7.9 | 1.96 | 5.76 | 49 |
| K | 47 | 4.9 | 51 | 5.7 | 0.64 | 0.0400000 | 16 |
| 1 | 70 | 9.5 | 57 | 6.9 | 6.76 | 1.96 | 169 |
| 2 | 57 | 6.9 | 72 | 9.9 | 9 | 19.36 | 225 |
| 3 | 52 | 5.9 | 60 | 7.5 | 2.56 | 4 | 64 |
| 4 | 62 | 7.9 | 74 | 10.3 | 5.76 | 23.04 | 144 |
| 5 | 48 | 5.1 | 64 | 8.3 | 10.24 | 7.84 | 256 |
| 6 | 57 | 6.9 | 59 | 7.3 | 0.16 | 3.24 | 4 |
| 7 | 62 | 7.9 | 62 | 7.9 | 0 | 5.76 | 0 |
| 8 | 70 | 9.5 | 65 | 8.5 | 1 | 9 | 25 |
| 9 | 75 | 10.5 | 68 | 9.1 | 1.96 | 12.96 | 49 |
| 0 | 59 | 7.3 | 52 | 5.9 | 1.96 | 0.16 | 49 |
| | | | | | Sum d2 | Sum D2 | 1275 |
| rp = | 0.4728137 | | | | 51 | 93.12 | 35.707142 |
| | | | | | | | |
| Craig, 1988. | | 80 male | heroin | addicts | | D2 | |
| L | 65 | 8.5 | 50 | 5.5 | 9 | 0 | 225 |

| | | | | | | | |
|---|---|---|---|---|---|---|---|
| F | 55 | 6.5 | 66 | 8.7 | 4.84 | 10.24 | 121 |
| K | 47 | 4.9 | 51 | 5.7 | 0.64 | 0.0400000 | 16 |
| 1 | 70 | 9.5 | 59 | 7.3 | 4.84 | 3.24 | 121 |
| 2 | 57 | 6.9 | 77 | 10.9 | 16 | 29.16 | 400 |
| 3 | 52 | 5.9 | 62 | 7.9 | 4 | 5.76 | 100 |
| 4 | 62 | 7.9 | 81 | 11.7 | 14.44 | 38.44 | 361 |
| 5 | 48 | 5.1 | 67 | 8.9 | 14.44 | 11.56 | 361 |
| 6 | 57 | 6.9 | 62 | 7.9 | 1 | 5.76 | 25 |
| 7 | 62 | 7.9 | 66 | 8.7 | 0.6399999 | 10.24 | 16 |
| 8 | 70 | 9.5 | 69 | 9.3 | 0.0399999 | 14.44 | 1 |
| 9 | 75 | 10.5 | 68 | 9.1 | 1.96 | 12.96 | 49 |
| 0 | 59 | 7.3 | 52 | 5.9 | 1.96 | 0.16 | 49 |
| | | | | | Sum d2 | Sum D2 | 1845 |
| rp = | 0.4433549 | | | | 73.8 | 142 | 42.953463 |
| | | | | | | | |
| Kwant, 1976. | | 76 male | heroin | addicts | | D2 | |
| L | 65 | 8.5 | 50 | 5.5 | 9 | 0 | 225 |
| F | 55 | 6.5 | 70 | 9.5 | 9 | 16 | 225 |
| K | 47 | 4.9 | 49 | 5.3 | 0.16 | 0.0400000 | 4 |
| 1 | 70 | 9.5 | 67 | 8.9 | 0.36 | 11.56 | 9 |
| 2 | 57 | 6.9 | 80 | 11.5 | 21.16 | 36 | 529 |
| 3 | 52 | 5.9 | 64 | 8.3 | 5.76 | 7.84 | 144 |
| 4 | 62 | 7.9 | 76 | 10.7 | 7.8399999 | 27.04 | 196 |
| 5 | 48 | 5.1 | 61 | 7.7 | 6.76 | 4.84 | 169 |
| 6 | 57 | 6.9 | 62 | 7.9 | 1 | 5.76 | 25 |
| 7 | 62 | 7.9 | 69 | 9.3 | 1.96 | 14.44 | 49 |
| 8 | 70 | 9.5 | 73 | 10.1 | 0.36 | 21.16 | 9 |
| 9 | 75 | 10.5 | 60 | 7.5 | 9 | 4 | 225 |
| 0 | 59 | 7.3 | 60 | 7.5 | 0.0400000 | 4 | 1 |
| | | | | | Sum d2 | Sum D2 | 1810 |
| rp = | 0.4723801 | | | | 72.4 | 152.68 | 42.544094 |
| | | | | | | | |
| Kwant, 1976. | | 21 female | heroin | addicts | | D2 | |
| L | 65 | 8.5 | 46 | 4.7 | 14.44 | 0.64 | 361 |
| F | 55 | 6.5 | 66 | 8.7 | 4.84 | 10.24 | 121 |
| K | 47 | 4.9 | 48 | 5.1 | 0.0399999 | 0.16 | 1 |
| 1 | 70 | 9.5 | 60 | 7.5 | 4 | 4 | 100 |
| 2 | 57 | 6.9 | 69 | 9.3 | 5.76 | 14.44 | 144 |
| 3 | 52 | 5.9 | 63 | 8.1 | 4.84 | 6.76 | 121 |
| 4 | 62 | 7.9 | 74 | 10.3 | 5.76 | 23.04 | 144 |
| 5 | 48 | 5.1 | 40 | 3.5 | 2.56 | 4 | 64 |
| 6 | 57 | 6.9 | 62 | 7.9 | 1 | 5.76 | 25 |
| 7 | 62 | 7.9 | 63 | 8.1 | 0.0399999 | 6.76 | 1 |
| 8 | 70 | 9.5 | 66 | 8.7 | 0.6400000 | 10.24 | 16 |
| 9 | 75 | 10.5 | 68 | 9.1 | 1.96 | 12.96 | 49 |
| 0 | 59 | 7.3 | 58 | 7.1 | 0.0400000 | 2.56 | 1 |

| | | | | | | | |
|---|---|---|---|---|---|---|---|
| | | | | | Sum d2 | Sum D2 | 1148 |
| rp = | 0.5334281 | | | | 45.92 | 101.56 | 33.882148 |
| | | | | | | | |
| Pittel, 1971. | | 37 male | heroin | addicts | | D2 | |
| L | 65 | 8.5 | 50 | 5.5 | 9 | 0 | 225 |
| F | 55 | 6.5 | 78 | 11.1 | 21.16 | 31.36 | 529 |
| K | 47 | 4.9 | 48 | 5.1 | 0.0399999 | 0.16 | 1 |
| 1 | 70 | 9.5 | 70 | 9.5 | 0 | 16 | 0 |
| 2 | 57 | 6.9 | 82 | 11.9 | 25 | 40.96 | 625 |
| 3 | 52 | 5.9 | 69 | 9.3 | 11.56 | 14.44 | 289 |
| 4 | 62 | 7.9 | 79 | 11.3 | 11.56 | 33.64 | 289 |
| 5 | 48 | 5.1 | 73 | 10.1 | 25 | 21.16 | 625 |
| 6 | 57 | 6.9 | 67 | 8.9 | 4 | 11.56 | 100 |
| 7 | 62 | 7.9 | 71 | 9.7 | 3.24 | 17.64 | 81 |
| 8 | 70 | 9.5 | 76 | 10.7 | 1.44 | 27.04 | 36 |
| 9 | 75 | 10.5 | 70 | 9.5 | 1 | 16 | 25 |
| 0 | 59 | 7.3 | 55 | 6.5 | 0.64 | 1 | 16 |
| | | | | | Sum d2 | Sum D2 | 2841 |
| rp = | 0.4230886 | | | | 113.64 | 230.96 | 53.301031 |
| | | | | | | | |
| Pittel, 1971. | | 45 female | heroin | addicts | | D2 | |
| L | 65 | 8.5 | 46 | 4.7 | 14.44 | 0.64 | 361 |
| F | 55 | 6.5 | 82 | 11.9 | 29.16 | 40.96 | 729 |
| K | 47 | 4.9 | 46 | 4.7 | 0.0400000 | 0.64 | 1 |
| 1 | 70 | 9.5 | 72 | 9.9 | 0.16 | 19.36 | 4 |
| 2 | 57 | 6.9 | 73 | 10.1 | 10.24 | 21.16 | 256 |
| 3 | 52 | 5.9 | 70 | 9.5 | 12.96 | 16 | 324 |
| 4 | 62 | 7.9 | 83 | 12.1 | 17.64 | 43.56 | 441 |
| 5 | 48 | 5.1 | 37 | 2.9 | 4.84 | 6.76 | 121 |
| 6 | 57 | 6.9 | 73 | 10.1 | 10.24 | 21.16 | 256 |
| 7 | 62 | 7.9 | 71 | 9.7 | 3.24 | 17.64 | 81 |
| 8 | 70 | 9.5 | 78 | 11.1 | 2.56 | 31.36 | 64 |
| 9 | 75 | 10.5 | 75 | 10.5 | 0 | 25 | 0 |
| 0 | 59 | 7.3 | 55 | 6.5 | 0.64 | 1 | 16 |
| | | | | | Sum d2 | Sum D2 | 2654 |
| rp = | 0.4702066 | | | | 106.16 | 245.24 | 51.516987 |
| | | | | | | | |
| Cunningham, 1993. | | 113 male | lifetime | cocaine | dependenc | D2 | |
| L | 65 | 8.5 | 50 | 5.5 | 9 | 0 | 225 |
| F | 55 | 6.5 | 64 | 8.3 | 3.24 | 7.84 | 81 |
| K | 47 | 4.9 | 53 | 6.1 | 1.44 | 0.36 | 36 |
| 1 | 70 | 9.5 | 59 | 7.3 | 4.84 | 3.24 | 121 |
| 2 | 57 | 6.9 | 72 | 9.9 | 9 | 19.36 | 225 |
| 3 | 52 | 5.9 | 60 | 7.5 | 2.56 | 4 | 64 |
| 4 | 62 | 7.9 | 76 | 10.7 | 7.8399999 | 27.04 | 196 |
| 5 | 48 | 5.1 | 64 | 8.3 | 10.24 | 7.84 | 256 |

| | | | | | | | |
|---|---|---|---|---|---|---|---|
| 6 | 57 | 6.9 | 62 | 7.9 | 1 | 5.76 | 25 |
| 7 | 62 | 7.9 | 64 | 8.3 | 0.16 | 7.84 | 4 |
| 8 | 70 | 9.5 | 65 | 8.5 | 1 | 9 | 25 |
| 9 | 75 | 10.5 | 68 | 9.1 | 1.96 | 12.96 | 49 |
| 0 | 59 | 7.3 | 52 | 5.9 | 1.96 | 0.16 | 49 |
| | | | | | Sum d2 | Sum D2 | 1356 |
| rp = | 0.4809569 | | | | 54.24 | 105.4 | 36.823905 |
| | | | | | | | |
| Cunningham, 1993. | | 31 male sin | multaneous | cocaine&al | dependent | D2 | |
| L | 65 | 8.5 | 50 | 5.5 | 9 | 0 | 225 |
| F | 55 | 6.5 | 73 | 10.1 | 12.96 | 21.16 | 324 |
| K | 47 | 4.9 | 49 | 5.3 | 0.16 | 0.0400000 | 4 |
| 1 | 70 | 9.5 | 65 | 8.5 | 1 | 9 | 25 |
| 2 | 57 | 6.9 | 80 | 11.5 | 21.16 | 36 | 529 |
| 3 | 52 | 5.9 | 65 | 8.5 | 6.76 | 9 | 169 |
| 4 | 62 | 7.9 | 81 | 11.7 | 14.44 | 38.44 | 361 |
| 5 | 48 | 5.1 | 67 | 8.9 | 14.44 | 11.56 | 361 |
| 6 | 57 | 6.9 | 67 | 8.9 | 4 | 11.56 | 100 |
| 7 | 62 | 7.9 | 71 | 9.7 | 3.24 | 17.64 | 81 |
| 8 | 70 | 9.5 | 74 | 10.3 | 0.6400000 | 23.04 | 16 |
| 9 | 75 | 10.5 | 70 | 9.5 | 1 | 16 | 25 |
| 0 | 59 | 7.3 | 54 | 6.3 | 1 | 0.64 | 25 |
| | | | | | Sum d2 | Sum D2 | 2245 |
| rp = | 0.4610490 | | | | 89.8 | 194.08 | 47.381430 |
| | | | | | | | |
| Gilberstadt, 1961. | | 25 males | with MS | | | D2 | |
| L | 65 | 8.5 | 56 | 6.7 | 3.24 | 1.44 | 81 |
| F | 55 | 6.5 | 55 | 6.5 | 0 | 1 | 0 |
| K | 47 | 4.9 | 59 | 7.3 | 5.76 | 3.24 | 144 |
| 1 | 70 | 9.5 | 72 | 9.9 | 0.16 | 19.36 | 4 |
| 2 | 57 | 6.9 | 70 | 9.5 | 6.76 | 16 | 169 |
| 3 | 52 | 5.9 | 69 | 9.3 | 11.56 | 14.44 | 289 |
| 4 | 62 | 7.9 | 60 | 7.5 | 0.16 | 4 | 4 |
| 5 | 48 | 5.1 | 51 | 5.7 | 0.3600000 | 0.0400000 | 9 |
| 6 | 57 | 6.9 | 56 | 6.7 | 0.0400000 | 1.44 | 1 |
| 7 | 62 | 7.9 | 62 | 7.9 | 0 | 5.76 | 0 |
| 8 | 70 | 9.5 | 65 | 8.5 | 1 | 9 | 25 |
| 9 | 75 | 10.5 | 55 | 6.5 | 16 | 1 | 400 |
| 0 | 59 | 7.3 | 52 | 5.9 | 1.96 | 0.16 | 49 |
| | | | | | Sum d2 | Sum D2 | 1175 |
| rp = | 0.4574001 | | | | 47 | 76.88 | 34.278273 |
| | | | | | | | |
| Gilberstadt, 1961. | | 25 males | with CHIs | | | D2 | |
| L | 65 | 8.5 | 53 | 6.1 | 5.76 | 0.36 | 144 |
| F | 55 | 6.5 | 55 | 6.5 | 0 | 1 | 0 |
| K | 47 | 4.9 | 57 | 6.9 | 4 | 1.96 | 100 |

| | | | | | | | |
|---|---|---|---|---|---|---|---|
| 1 | 70 | 9.5 | 70 | 9.5 | 0 | 16 | 0 |
| 2 | 57 | 6.9 | 68 | 9.1 | 4.84 | 12.96 | 121 |
| 3 | 52 | 5.9 | 65 | 8.5 | 6.76 | 9 | 169 |
| 4 | 62 | 7.9 | 57 | 6.9 | 1 | 1.96 | 25 |
| 5 | 48 | 5.1 | 53 | 6.1 | 1 | 0.36 | 25 |
| 6 | 57 | 6.9 | 53 | 6.1 | 0.6400000 | 0.36 | 16 |
| 7 | 62 | 7.9 | 60 | 7.5 | 0.16 | 4 | 4 |
| 8 | 70 | 9.5 | 61 | 7.7 | 3.24 | 4.84 | 81 |
| 9 | 75 | 10.5 | 58 | 7.1 | 11.56 | 2.56 | 289 |
| 0 | 59 | 7.3 | 49 | 5.3 | 4 | 0.0400000 | 100 |
| | | | | | Sum d2 | Sum D2 | 1074 |
| rp = | 0.4183590 | | | | 42.96 | 55.4 | 32.771939 |
| | | | | | | | |
| Owens/Golden | | Abnormal | Neuros | N = 7 | females | D2 | |
| L | 65 | 8.5 | 50.42857 | 5.585714 | 8.4930628 | 0.0073468 | 212.32657 |
| F | 55 | 6.5 | 63.28571 | 8.157142 | 2.7461196 | 7.0604036 | 68.652990 |
| K | 47 | 4.9 | 51 | 5.7 | 0.64 | 0.0400000 | 16 |
| 1 | 70 | 9.5 | 65.57143 | 8.614286 | 0.7844892 | 9.6987772 | 19.612232 |
| 2 | 57 | 6.9 | 73 | 10.1 | 10.24 | 21.16 | 256 |
| 3 | 52 | 5.9 | 67.14286 | 8.928572 | 9.1722483 | 11.7551059 | 229.30620 |
| 4 | 62 | 7.9 | 56 | 6.7 | 1.44 | 1.44 | 36 |
| 5 | 48 | 5.1 | 40 | 3.5 | 2.56 | 4 | 64 |
| 6 | 57 | 6.9 | 61.57143 | 7.814286 | 0.8359188 | 5.3559196 | 20.897972 |
| 7 | 62 | 7.9 | 67.71429 | 9.042858 | 1.3061244 | 12.5518428 | 32.653110 |
| 8 | 70 | 9.5 | 69.57143 | 9.414286 | 0.0073468 | 15.3216348 | 0.1836722 |
| 9 | 75 | 10.5 | 58.14286 | 7.128572 | 11.3665267 | 2.6522467 | 284.16316 |
| 0 | 59 | 7.3 | 62.85714 | 8.071428 | 0.5951011 | 6.6122419 | 14.877528 |
| | | | | | Sum d2 | Sum D2 | 1254.6734 |
| rp = | 0.4910110 | | | | 50.186938 | 97.655519 | 35.421370 |
| | | | | | | | |
| Owens/Golden | | Questiona | Neuros | N = 6 | females | D2 | |
| L | 65 | 8.5 | 52.83333 | 6.066666 | 5.9211143 | 0.3211103 | 148.02785 |
| F | 55 | 6.5 | 75.33333 | 10.566666 | 16.5377723 | 25.6711043 | 413.44430 |
| K | 47 | 4.9 | 52 | 5.9 | 1 | 0.16 | 25 |
| 1 | 70 | 9.5 | 69.33333 | 9.366666 | 0.0177779 | 14.9511059 | 0.4444488 |
| 2 | 57 | 6.9 | 74.16667 | 10.333334 | 11.7877823 | 23.3611175 | 294.69455 |
| 3 | 52 | 5.9 | 72 | 9.9 | 16 | 19.36 | 400 |
| 4 | 62 | 7.9 | 67.16667 | 8.933334 | 1.0677791 | 11.7877823 | 26.694478 |
| 5 | 48 | 5.1 | 43 | 4.1 | 1 | 1.96 | 25 |
| 6 | 57 | 6.9 | 69.33333 | 9.366666 | 6.0844411 | 14.9511059 | 152.111028 |
| 7 | 62 | 7.9 | 66.16667 | 8.733334 | 0.6944455 | 10.4544487 | 17.361138 |
| 8 | 70 | 9.5 | 74.16667 | 10.333334 | 0.6944455 | 23.3611175 | 17.361138 |
| 9 | 75 | 10.5 | 61.33333 | 7.766666 | 7.4711147 | 5.1377747 | 186.77786 |
| 0 | 59 | 7.3 | 62.83333 | 8.066666 | 0.5877767 | 6.5877743 | 14.694418 |
| | | | | | Sum d2 | Sum D2 | 1721.6112 |
| rp = | 0.5015040 | | | | 68.864449 | 158.06444 | 41.492303 |

| | | | | | | | |
|---|---|---|---|---|---|---|---|
| Owens/Golden | | Normal | Neuros | N = 10 | females | D2 | |
| L | 65 | 8.5 | 50.9 | 5.68 | 7.9524 | 0.0323999 | 198.81 |
| F | 55 | 6.5 | 59.3 | 7.36 | 0.7395999 | 3.4596 | 18.49 |
| K | 47 | 4.9 | 55.6 | 6.62 | 2.9584 | 1.2544 | 73.96 |
| 1 | 70 | 9.5 | 65.7 | 8.64 | 0.7395999 | 9.8596 | 18.49 |
| 2 | 57 | 6.9 | 66 | 8.7 | 3.24 | 10.24 | 81 |
| 3 | 52 | 5.9 | 68.3 | 9.16 | 10.6276 | 13.3956 | 265.69 |
| 4 | 62 | 7.9 | 60.4 | 7.58 | 0.1024 | 4.3264 | 2.56 |
| 5 | 48 | 5.1 | 43.6 | 4.22 | 0.7743999 | 1.6384 | 19.36 |
| 6 | 57 | 6.9 | 51.4 | 5.78 | 1.2544 | 0.0783999 | 31.36 |
| 7 | 62 | 7.9 | 59.6 | 7.42 | 0.2304 | 3.6864 | 5.7599999 |
| 8 | 70 | 9.5 | 65.5 | 8.6 | 0.8100000 | 9.61 | 20.25 |
| 9 | 75 | 10.5 | 50.8 | 5.66 | 23.4256 | 0.0255999 | 585.64 |
| 0 | 59 | 7.3 | 56.8 | 6.86 | 0.1936 | 1.8496 | 4.8400000 |
| | | | | | Sum d2 | Sum D2 | 1326.21 |
| rp = | 0.3445344 | | | | 53.0484 | 59.4564 | 36.417166 |
| | | | | | | | |
| Owens/Golden | | Abnormal | EEGs | N = 10 | females | D2 | |
| L | 65 | 8.5 | 53.1 | 6.12 | 5.6644 | 0.3844 | 141.61 |
| F | 55 | 6.5 | 55.8 | 6.66 | 0.0255999 | 1.3456 | 0.6399999 |
| K | 47 | 4.9 | 54.8 | 6.46 | 2.4336 | 0.9215999 | 60.84 |
| 1 | 70 | 9.5 | 60 | 7.5 | 4 | 4 | 100 |
| 2 | 57 | 6.9 | 63.8 | 8.26 | 1.8496 | 7.6176 | 46.24 |
| 3 | 52 | 5.9 | 61.1 | 7.72 | 3.3124 | 4.9284 | 82.81 |
| 4 | 62 | 7.9 | 54.1 | 6.32 | 2.4964 | 0.6724 | 62.41 |
| 5 | 48 | 5.1 | 41.7 | 3.84 | 1.5876 | 2.7556 | 39.69 |
| 6 | 57 | 6.9 | 49.7 | 5.44 | 2.1316 | 0.0035999 | 53.29 |
| 7 | 62 | 7.9 | 58.7 | 7.24 | 0.4356 | 3.0276 | 10.89 |
| 8 | 70 | 9.5 | 55.4 | 6.58 | 8.5264 | 1.1664 | 213.16 |
| 9 | 75 | 10.5 | 52.2 | 5.94 | 20.7936 | 0.1936 | 519.84 |
| 0 | 59 | 7.3 | 58.7 | 7.24 | 0.0035999 | 3.0276 | 0.0899999 |
| | | | | | Sum d2 | Sum D2 | 1331.51 |
| rp = | 0.1970680 | | | | 53.2604 | 30.0444 | 36.489861 |
| | | | | | | | |
| Owens/Golden | | Questiona | EEGs | N = 3 | females | D2 | |
| L | 65 | 8.5 | 54 | 6.3 | 4.84 | 0.64 | 121 |
| F | 55 | 6.5 | 71.66667 | 9.833334 | 11.1111155 | 18.777783 | 277.77788 |
| K | 47 | 4.9 | 55.66667 | 6.633334 | 3.0044467 | 1.2844459 | 75.1111688 |
| 1 | 70 | 9.5 | 83.66667 | 12.233334 | 7.4711147 | 45.337786 | 186.77786 |
| 2 | 57 | 6.9 | 87.33333 | 12.966666 | 36.804436 | 55.7511011 | 920.110908 |
| 3 | 52 | 5.9 | 78.66667 | 11.233334 | 28.444451 | 32.8711187 | 711.111288 |
| 4 | 62 | 7.9 | 70.66667 | 9.633334 | 3.0044467 | 17.084449 | 75.1111688 |
| 5 | 48 | 5.1 | 49 | 5.3 | 0.0400000 | 0.0400000 | 1 |
| 6 | 57 | 6.9 | 64.66667 | 8.433334 | 2.35111315 | 8.6044483 | 58.777828 |
| 7 | 62 | 7.9 | 68 | 9.1 | 1.44 | 12.96 | 36 |

| | | | | | | | |
|---|---|---|---|---|---|---|---|
| 8 | 70 | 9.5 | 71 | 9.7 | 0.0399999 | 17.64 | 1 |
| 9 | 75 | 10.5 | 48 | 5.1 | 29.16 | 0.16 | 729 |
| 0 | 59 | 7.3 | 67 | 8.9 | 2.56 | 11.56 | 64 |
| | | | | | Sum d2 | Sum D2 | 3256.7781 |
| rp = | 0.3524362 | | | | 130.271124 | 222.711134 | 57.068188 |
| | | | | | | | |
| Owens/Golden | | Normal | EEGs | N = 11 | females | D2 | |
| L | 65 | 8.5 | 53 | 6.1 | 5.76 | 0.36 | 144 |
| F | 55 | 6.5 | 62.72727 | 8.045454 | 2.38842806 | 6.47933606 | 59.710701 |
| K | 47 | 4.9 | 50.27273 | 5.554546 | 0.42843046 | 0.00297526 | 10.710761 |
| 1 | 70 | 9.5 | 63.81818 | 8.263636 | 1.52859594 | 7.63768394 | 38.214898 |
| 2 | 57 | 6.9 | 67.90909 | 9.081818 | 4.76032978 | 12.829420 | 119.008244 |
| 3 | 52 | 5.9 | 65.54545 | 8.60909 | 7.33916862 | 9.66644062 | 183.47921 |
| 4 | 62 | 7.9 | 52.72727 | 6.045454 | 3.43934086 | 0.29752006 | 85.983521 |
| 5 | 48 | 5.1 | 43 | 4.1 | 1 | 1.96 | 25 |
| 6 | 57 | 6.9 | 58.90909 | 7.281818 | 0.14578498 | 3.17487538 | 3.64462462 |
| 7 | 62 | 7.9 | 62.90909 | 8.081818 | 0.03305778 | 6.66578418 | 0.82644462 |
| 8 | 70 | 9.5 | 66.72727 | 8.845454 | 0.42843046 | 11.192062 | 10.710761 |
| 9 | 75 | 10.5 | 62.81818 | 8.063636 | 5.93586954 | 6.57222954 | 148.39673 |
| 0 | 59 | 7.3 | 58.72727 | 7.245454 | 0.00297526 | 3.04660966 | 0.0743816 |
| | | | | | Sum d2 | Sum D2 | 829.76029 |
| rp = | 0.5645312 | | | | 33.1904117 | 69.884937 | 28.805560 |
| | | | | | | | |
| Owens/Golden | | Abnormal | CT scans | N = 13 | females | D2 | |
| L | 65 | 8.5 | 53.46154 | 6.192308 | 5.32544236 | 0.47929036 | 133.13605 |
| F | 55 | 6.5 | 57.92308 | 7.084616 | 0.34177586 | 2.51100786 | 8.5443966 |
| K | 47 | 4.9 | 55.30769 | 6.561538 | 2.76070852 | 1.12686292 | 69.017713 |
| 1 | 70 | 9.5 | 62.23077 | 7.946154 | 2.41443739 | 5.98366939 | 60.360934 |
| 2 | 57 | 6.9 | 65.92308 | 8.684616 | 3.18485426 | 10.141779 | 79.621356 |
| 3 | 52 | 5.9 | 63.46154 | 8.192308 | 5.25467596 | 7.24852236 | 131.36689 |
| 4 | 62 | 7.9 | 53.38462 | 6.176924 | 2.96899096 | 0.45822616 | 74.224772 |
| 5 | 48 | 5.1 | 41.15385 | 3.73077 | 1.87479079 | 3.13017479 | 46.869769 |
| 6 | 57 | 6.9 | 55 | 6.5 | 0.16 | 1 | 4 |
| 7 | 62 | 7.9 | 61.15385 | 7.73077 | 0.02863879 | 4.97633479 | 0.7159698 |
| 8 | 70 | 9.5 | 63.23077 | 8.146154 | 1.83289899 | 7.00213099 | 45.822474 |
| 9 | 75 | 10.5 | 55.61538 | 6.623076 | 15.03053971 | 1.26129970 | 375.76349 |
| 0 | 70 | 9.5 | 59.15385 | 7.33077 | 4.70555879 | 3.35171879 | 117.638969 |
| | | | | | Sum d2 | Sum D2 | 1147.08280 |
| rp = | 0.3623524 | | | | 45.8833123 | 48.671017 | 33.868610 |
| | | | | | | | |
| Owens/Golden | | Questiona | CT scans | N = 3 | females | D2 | |
| L | 65 | 8.5 | 56.33333 | 6.766666 | 3.00444675 | 1.60444275 | 75.1111688 |
| F | 55 | 6.5 | 67.66667 | 9.033334 | 6.41778115 | 12.484449 | 160.44452 |
| K | 47 | 4.9 | 56.66667 | 6.833334 | 3.73778035 | 1.77777955 | 93.444508 |
| 1 | 70 | 9.5 | 74.33333 | 10.366666 | 0.75110995 | 23.684437 | 18.777748 |
| 2 | 57 | 6.9 | 74.66667 | 10.433334 | 12.484449 | 24.337784 | 312.111228 |

| | | | | | | | |
|---|---|---|---|---|---|---|---|
| 3 | 52 | 5.9 | 72 | 9.9 | 16 | 19.36 | 400 |
| 4 | 62 | 7.9 | 60.66667 | 7.633334 | 0.07111075 | 4.55111395 | 1.7777688 |
| 5 | 48 | 5.1 | 56.33333 | 6.766666 | 2.7777755 | 1.6044427 | 69.444388 |
| 6 | 57 | 6.9 | 63.66667 | 8.233334 | 1.7777795 | 7.47111475 | 44.444488 |
| 7 | 62 | 7.9 | 56 | 6.7 | 1.44 | 1.44 | 36 |
| 8 | 70 | 9.5 | 66.66667 | 8.833334 | 0.4444435 | 11.1111155 | 11.1110888 |
| 9 | 75 | 10.5 | 45.33333 | 4.566666 | 35.2044523 | 0.87111235 | 880.111308 |
| 0 | 59 | 7.3 | 62 | 7.9 | 0.3600000 | 5.76 | 9 |
| | | | | | Sum d2 | Sum D2 | 2111.77822 |
| rp = | 0.3239305 | | | | 84.4711291 | 116.057793 | 45.954088 |
| | | | | | | | |
| Owens/Golden | | Normal | CT scans | N = 9 | females | D2 | |
| L | 65 | 8.5 | 51.55556 | 5.811112 | 7.23011867 | 0.09679067 | 180.75296 |
| F | 55 | 6.5 | 56.22222 | 6.744444 | 0.05975286 | 1.54864086 | 1.4938217 |
| K | 47 | 4.9 | 58.22222 | 7.144444 | 5.03752886 | 2.70419606 | 125.93822 |
| 1 | 70 | 9.5 | 62.44444 | 7.988888 | 2.28345947 | 6.19456347 | 57.086486 |
| 2 | 57 | 6.9 | 66.44444 | 8.788888 | 3.56789787 | 10.8167842 | 89.197446 |
| 3 | 52 | 5.9 | 67.11111 | 8.922222 | 9.13382587 | 11.7116034 | 228.34564 |
| 4 | 62 | 7.9 | 58.44444 | 7.188888 | 0.50568027 | 2.85234267 | 12.642006 |
| 5 | 48 | 5.1 | 44.22222 | 4.344444 | 0.57086486 | 1.33530966 | 14.271621 |
| 6 | 57 | 6.9 | 55.88889 | 6.677778 | 0.04938267 | 1.38716107 | 1.2345654 |
| 7 | 62 | 7.9 | 58.11111 | 7.122222 | 0.60493867 | 2.63160427 | 15.123465 |
| 8 | 70 | 9.5 | 61.33333 | 7.766666 | 3.00444675 | 5.13777475 | 75.1111688 |
| 9 | 75 | 10.5 | 49.11111 | 5.322222 | 26.8093850 | 0.03160507 | 670.23462 |
| 0 | 59 | 7.3 | 53.44444 | 6.188888 | 1.23456987 | 0.47456667 | 30.864246 |
| | | | | | Sum d2 | Sum D2 | 1502.2962 |
| rp = | 0.2314381 | | | | 60.0918516 | 46.9229428 | 38.759467 |
| | | | | | | | |
| Tosi, 1986 | | Type A | 68 males | drug | dependent | D2 | |
| L | 65 | 8.5 | 50 | 5.5 | 9 | 0 | 225 |
| F | 55 | 6.5 | 66 | 8.7 | 4.84 | 10.24 | 121 |
| K | 47 | 4.9 | 48 | 5.1 | 0.0399999 | 0.16 | 1 |
| 1 | 70 | 9.5 | 49 | 5.3 | 17.64 | 0.0400000 | 441 |
| 2 | 57 | 6.9 | 58 | 7.1 | 0.0399999 | 2.56 | 1 |
| 3 | 52 | 5.9 | 55 | 6.5 | 0.36 | 1 | 9 |
| 4 | 62 | 7.9 | 71 | 9.7 | 3.24 | 17.64 | 81 |
| 5 | 48 | 5.1 | 67 | 8.9 | 14.44 | 11.56 | 361 |
| 6 | 57 | 6.9 | 59 | 7.3 | 0.16 | 3.24 | 4 |
| 7 | 62 | 7.9 | 58 | 7.1 | 0.6400000 | 2.56 | 16 |
| 8 | 70 | 9.5 | 61 | 7.7 | 3.24 | 4.84 | 81 |
| 9 | 75 | 10.5 | 78 | 11.1 | 0.36 | 31.36 | 9 |
| 0 | 59 | 7.3 | 50 | 5.5 | 3.24 | 0 | 81 |
| | | | | | Sum d2 | Sum D2 | 1431 |
| rp = | 0.4031282 | | | | 57.24 | 85.2 | 37.828560 |
| | | | | | | | |
| Tosi, 1986 | | Type B | 62 males | drug | dependent | D2 | |

| | | | | | | | |
|---|---|---|---|---|---|---|---|
| L | 65 | 8.5 | 60 | 7.5 | 1 | 4 | 25 |
| F | 55 | 6.5 | 55 | 6.5 | 0 | 1 | 0 |
| K | 47 | 4.9 | 61 | 7.7 | 7.84 | 4.84 | 196 |
| 1 | 70 | 9.5 | 52 | 5.9 | 12.96 | 0.16 | 324 |
| 2 | 57 | 6.9 | 56 | 6.7 | 0.0400000( | 1.44 | 1 |
| 3 | 52 | 5.9 | 51 | 5.7 | 0.0400000( | 0.0400000( | 1 |
| 4 | 62 | 7.9 | 62 | 7.9 | 0 | 5.76 | 0 |
| 5 | 48 | 5.1 | 59 | 7.3 | 4.84 | 3.24 | 121 |
| 6 | 57 | 6.9 | 53 | 6.1 | 0.6400000( | 0.36 | 16 |
| 7 | 62 | 7.9 | 52 | 5.9 | 4 | 0.16 | 100 |
| 8 | 70 | 9.5 | 53 | 6.1 | 11.56 | 0.36 | 289 |
| 9 | 75 | 10.5 | 65 | 8.5 | 4 | 9 | 100 |
| 0 | 59 | 7.3 | 43 | 4.1 | 10.24 | 1.96 | 256 |
| | | | | | Sum d2 | Sum D2 | 1429 |
| rp = | 0.1766061( | | | | 57.16 | 32.32 | 37.8021163 |
| | | | | | | | |
| Tosi, 1986 | | Type C | 37 males | drug | dependent | D2 | |
| L | 65 | 8.5 | 53 | 6.1 | 5.76 | 0.36 | 144 |
| F | 55 | 6.5 | 46 | 4.7 | 3.24 | 0.64 | 81 |
| K | 47 | 4.9 | 61 | 7.7 | 7.84 | 4.84 | 196 |
| 1 | 70 | 9.5 | 67 | 8.9 | 0.36 | 11.56 | 9 |
| 2 | 57 | 6.9 | 70 | 9.5 | 6.76 | 16 | 169 |
| 3 | 52 | 5.9 | 69 | 9.3 | 11.56 | 14.44 | 289 |
| 4 | 62 | 7.9 | 74 | 10.3 | 5.76 | 23.04 | 144 |
| 5 | 48 | 5.1 | 61 | 7.7 | 6.76 | 4.84 | 169 |
| 6 | 57 | 6.9 | 59 | 7.3 | 0.16 | 3.24 | 4 |
| 7 | 62 | 7.9 | 60 | 7.5 | 0.16 | 4 | 4 |
| 8 | 70 | 9.5 | 61 | 7.7 | 3.24 | 4.84 | 81 |
| 9 | 75 | 10.5 | 60 | 7.5 | 9 | 4 | 225 |
| 0 | 59 | 7.3 | 52 | 5.9 | 1.96 | 0.16 | 49 |
| | | | | | Sum d2 | Sum D2 | 1564 |
| rp = | 0.3863056 | | | | 62.56 | 91.96 | 39.5474394 |
| | | | | | | | |
| Tosi, 1986 | | Type D | 12 males | drug | dependent | D2 | |
| L | 65 | 8.5 | 46 | 4.7 | 14.44 | 0.64 | 361 |
| F | 55 | 6.5 | 60 | 7.5 | 1 | 4 | 25 |
| K | 47 | 4.9 | 53 | 6.1 | 1.44 | 0.36 | 36 |
| 1 | 70 | 9.5 | 47 | 4.9 | 21.16 | 0.36 | 529 |
| 2 | 57 | 6.9 | 63 | 8.1 | 1.44 | 6.76 | 36 |
| 3 | 52 | 5.9 | 47 | 4.9 | 1 | 0.36 | 25 |
| 4 | 62 | 7.9 | 64 | 8.3 | 0.16 | 7.84 | 4 |
| 5 | 48 | 5.1 | 49 | 5.3 | 0.0400000( | 0.0400000( | 1 |
| 6 | 57 | 6.9 | 44 | 4.3 | 6.76 | 1.44 | 169 |
| 7 | 62 | 7.9 | 54 | 6.3 | 2.56 | 0.64 | 64 |
| 8 | 70 | 9.5 | 51 | 5.7 | 14.44 | 0.0400000( | 361 |
| 9 | 75 | 10.5 | 58 | 7.1 | 11.56 | 2.56 | 289 |

| | | | | | | | |
|---|---|---|---|---|---|---|---|
| 0 | 59 | 7.3 | 58 | 7.1 | 0.0400000 | 2.56 | 1 |
| | | | | | Sum d2 | Sum D2 | 1901 |
| rp = | 0.0060130 | | | | 76.04 | 27.6 | 43.600458 |
| | | | | | | | |
| Tosi, 1986 | | Type E | 17 males | drug | dependent | D2 | |
| L | 65 | 8.5 | 50 | 5.5 | 9 | 0 | 225 |
| F | 55 | 6.5 | 64 | 8.3 | 3.24 | 7.84 | 81 |
| K | 47 | 4.9 | 48 | 5.1 | 0.0399999 | 0.16 | 1 |
| 1 | 70 | 9.5 | 70 | 9.5 | 0 | 16 | 0 |
| 2 | 57 | 6.9 | 92 | 13.9 | 49 | 70.56 | 1225 |
| 3 | 52 | 5.9 | 67 | 8.9 | 9 | 11.56 | 225 |
| 4 | 62 | 7.9 | 74 | 10.3 | 5.76 | 23.04 | 144 |
| 5 | 48 | 5.1 | 71 | 9.7 | 21.16 | 17.64 | 529 |
| 6 | 57 | 6.9 | 65 | 8.5 | 2.56 | 9 | 64 |
| 7 | 62 | 7.9 | 75 | 10.5 | 6.76 | 25 | 169 |
| 8 | 70 | 9.5 | 69 | 9.3 | 0.0399999 | 14.44 | 1 |
| 9 | 75 | 10.5 | 55 | 6.5 | 16 | 1 | 400 |
| 0 | 59 | 7.3 | 73 | 10.1 | 7.84 | 21.16 | 196 |
| | | | | | Sum d2 | Sum D2 | 3260 |
| rp = | 0.3433376 | | | | 130.4 | 217.4 | 57.096409 |
| | | | | | | | |
| Tosi, 1986 | | Type F | 17 males | drug | dependent | D2 | |
| L | 65 | 8.5 | 60 | 7.5 | 1 | 4 | 25 |
| F | 55 | 6.5 | 70 | 9.5 | 9 | 16 | 225 |
| K | 47 | 4.9 | 53 | 6.1 | 1.44 | 0.36 | 36 |
| 1 | 70 | 9.5 | 72 | 9.9 | 0.16 | 19.36 | 4 |
| 2 | 57 | 6.9 | 77 | 10.9 | 16 | 29.16 | 400 |
| 3 | 52 | 5.9 | 69 | 9.3 | 11.56 | 14.44 | 289 |
| 4 | 62 | 7.9 | 69 | 9.3 | 1.96 | 14.44 | 49 |
| 5 | 48 | 5.1 | 61 | 7.7 | 6.76 | 4.84 | 169 |
| 6 | 57 | 6.9 | 59 | 7.3 | 0.16 | 3.24 | 4 |
| 7 | 62 | 7.9 | 64 | 8.3 | 0.16 | 7.84 | 4 |
| 8 | 70 | 9.5 | 69 | 9.3 | 0.0399999 | 14.44 | 1 |
| 9 | 75 | 10.5 | 63 | 8.1 | 5.76 | 6.76 | 144 |
| 0 | 59 | 7.3 | 58 | 7.1 | 0.0400000 | 2.56 | 1 |
| | | | | | Sum d2 | Sum D2 | 1351 |
| rp = | 0.5512373 | | | | 54.04 | 137.44 | 36.755951 |
| | | | | | | | |
| Tosi, 1986 | | Type G | 25 males | drug | dependent | D2 | |
| L | 65 | 8.5 | 50 | 5.5 | 9 | 0 | 225 |
| F | 55 | 6.5 | 82 | 11.9 | 29.16 | 40.96 | 729 |
| K | 47 | 4.9 | 44 | 4.3 | 0.3600000 | 1.44 | 9 |
| 1 | 70 | 9.5 | 67 | 8.9 | 0.36 | 11.56 | 9 |
| 2 | 57 | 6.9 | 92 | 13.9 | 49 | 70.56 | 1225 |
| 3 | 52 | 5.9 | 69 | 9.3 | 11.56 | 14.44 | 289 |
| 4 | 62 | 7.9 | 79 | 11.3 | 11.56 | 33.64 | 289 |

| | | | | | | | |
|---|---|---|---|---|---|---|---|
| 5 | 48 | 5.1 | 69 | 9.3 | 17.64 | 14.44 | 441 |
| 6 | 57 | 6.9 | 79 | 11.3 | 19.36 | 33.64 | 484 |
| 7 | 62 | 7.9 | 85 | 12.5 | 21.16 | 49 | 529 |
| 8 | 70 | 9.5 | 88 | 13.1 | 12.96 | 57.76 | 324 |
| 9 | 75 | 10.5 | 68 | 9.1 | 1.96 | 12.96 | 49 |
| 0 | 59 | 7.3 | 66 | 8.7 | 1.96 | 10.24 | 49 |
| | | | | | Sum d2 | Sum D2 | 4651 |
| rp = | 0.3650945 | | | | 186.04 | 350.64 | 68.198240 |
| | | | | | | | |
| Tosi, 1986 | | Type H | 29 males | drug | dependent | D2 | |
| L | 65 | 8.5 | 46 | 4.7 | 14.44 | 0.64 | 361 |
| F | 55 | 6.5 | 80 | 11.5 | 25 | 36 | 625 |
| K | 47 | 4.9 | 46 | 4.7 | 0.0400000 | 0.64 | 1 |
| 1 | 70 | 9.5 | 80 | 11.5 | 4 | 36 | 100 |
| 2 | 57 | 6.9 | 80 | 11.5 | 21.16 | 36 | 529 |
| 3 | 52 | 5.9 | 75 | 10.5 | 21.16 | 25 | 529 |
| 4 | 62 | 7.9 | 83 | 12.1 | 17.64 | 43.56 | 441 |
| 5 | 48 | 5.1 | 69 | 9.3 | 17.64 | 14.44 | 441 |
| 6 | 57 | 6.9 | 73 | 10.1 | 10.24 | 21.16 | 256 |
| 7 | 62 | 7.9 | 77 | 10.9 | 9 | 29.16 | 225 |
| 8 | 70 | 9.5 | 88 | 13.1 | 12.96 | 57.76 | 324 |
| 9 | 75 | 10.5 | 78 | 11.1 | 0.36 | 31.36 | 9 |
| 0 | 59 | 7.3 | 58 | 7.1 | 0.0400000 | 2.56 | 1 |
| | | | | | Sum d2 | Sum D2 | 3842 |
| rp = | 0.4279758 | | | | 153.68 | 334.28 | 61.983868 |
| | | | | | | | |
| Tosi, 1986 | | Type I | 43 males | drug | dependent | D2 | |
| L | 65 | 8.5 | 50 | 5.5 | 9 | 0 | 225 |
| F | 55 | 6.5 | 76 | 10.7 | 17.64 | 27.04 | 441 |
| K | 47 | 4.9 | 44 | 4.3 | 0.3600000 | 1.44 | 9 |
| 1 | 70 | 9.5 | 54 | 6.3 | 10.24 | 0.64 | 256 |
| 2 | 57 | 6.9 | 72 | 9.9 | 9 | 19.36 | 225 |
| 3 | 52 | 5.9 | 58 | 7.1 | 1.44 | 2.56 | 36 |
| 4 | 62 | 7.9 | 76 | 10.7 | 7.8399999 | 27.04 | 196 |
| 5 | 48 | 5.1 | 61 | 7.7 | 6.76 | 4.84 | 169 |
| 6 | 57 | 6.9 | 70 | 9.5 | 6.76 | 16 | 169 |
| 7 | 62 | 7.9 | 71 | 9.7 | 3.24 | 17.64 | 81 |
| 8 | 70 | 9.5 | 78 | 11.1 | 2.56 | 31.36 | 64 |
| 9 | 75 | 10.5 | 73 | 10.1 | 0.16 | 21.16 | 4 |
| 0 | 59 | 7.3 | 60 | 7.5 | 0.0400000 | 4 | 1 |
| | | | | | Sum d2 | Sum D2 | 1876 |
| rp = | 0.4954954 | | | | 75.04 | 173.08 | 43.312815 |
| | | | | | | | |
| Tsai, 1979 | | 30 females | seeking Rx | x for childho | ood sa | D2 | |
| L | 65 | 8.5 | 46 | 4.7 | 14.44 | 0.64 | 361 |
| F | 55 | 6.5 | 68 | 9.1 | 6.76 | 12.96 | 169 |

| | | | | | | | |
|---|---|---|---|---|---|---|---|
| K | 47 | 4.9 | 51 | 5.7 | 0.64 | 0.0400000( | 16 |
| 1 | 70 | 9.5 | 58 | 7.1 | 5.76 | 2.56 | 144 |
| 2 | 57 | 6.9 | 67 | 8.9 | 4 | 11.56 | 100 |
| 3 | 52 | 5.9 | 63 | 8.1 | 4.84 | 6.76 | 121 |
| 4 | 62 | 7.9 | 71 | 9.7 | 3.24 | 17.64 | 81 |
| 5 | 48 | 5.1 | 37 | 2.9 | 4.84 | 6.76 | 121 |
| 6 | 57 | 6.9 | 65 | 8.5 | 2.56 | 9 | 64 |
| 7 | 62 | 7.9 | 63 | 8.1 | 0.0399999 | 6.76 | 1 |
| 8 | 70 | 9.5 | 71 | 9.7 | 0.0399999 | 17.64 | 1 |
| 9 | 75 | 10.5 | 58 | 7.1 | 11.56 | 2.56 | 289 |
| 0 | 59 | 7.3 | 58 | 7.1 | 0.0400000( | 2.56 | 1 |
| | | | | | Sum d2 | Sum D2 | 1469 |
| rp = | 0.4282934 | | | | 58.76 | 97.44 | 38.327535 |
| | | | | | | | |
| Tsai, 1979 | | 30 females | molested b | but OK | | D2 | |
| L | 65 | 8.5 | 50 | 5.5 | 9 | 0 | 225 |
| F | 55 | 6.5 | 60 | 7.5 | 1 | 4 | 25 |
| K | 47 | 4.9 | 53 | 6.1 | 1.44 | 0.36 | 36 |
| 1 | 70 | 9.5 | 50 | 5.5 | 16 | 0 | 400 |
| 2 | 57 | 6.9 | 55 | 6.5 | 0.16 | 1 | 4 |
| 3 | 52 | 5.9 | 57 | 6.9 | 1 | 1.96 | 25 |
| 4 | 62 | 7.9 | 62 | 7.9 | 0 | 5.76 | 0 |
| 5 | 48 | 5.1 | 37 | 2.9 | 4.84 | 6.76 | 121 |
| 6 | 57 | 6.9 | 59 | 7.3 | 0.16 | 3.24 | 4 |
| 7 | 62 | 7.9 | 55 | 6.5 | 1.96 | 1 | 49 |
| 8 | 70 | 9.5 | 60 | 7.5 | 4 | 4 | 100 |
| 9 | 75 | 10.5 | 60 | 7.5 | 9 | 4 | 225 |
| 0 | 59 | 7.3 | 51 | 5.7 | 2.56 | 0.0400000( | 64 |
| | | | | | Sum d2 | Sum D2 | 1278 |
| rp = | 0.2289592 | | | | 51.12 | 32.12 | 35.749125 |
| | | | | | | | |
| Uecker, 1948 | | 40 Native | American | male | alcoholics | D2 | |
| L | 65 | 8.5 | 53 | 6.1 | 5.76 | 0.36 | 144 |
| F | 55 | 6.5 | 62 | 7.9 | 1.96 | 5.76 | 49 |
| K | 47 | 4.9 | 49 | 5.3 | 0.16 | 0.0400000( | 4 |
| 1 | 70 | 9.5 | 59 | 7.3 | 4.84 | 3.24 | 121 |
| 2 | 57 | 6.9 | 70 | 9.5 | 6.76 | 16 | 169 |
| 3 | 52 | 5.9 | 55 | 6.5 | 0.36 | 1 | 9 |
| 4 | 62 | 7.9 | 64 | 8.3 | 0.16 | 7.84 | 4 |
| 5 | 48 | 5.1 | 53 | 6.1 | 1 | 0.36 | 25 |
| 6 | 57 | 6.9 | 59 | 7.3 | 0.16 | 3.24 | 4 |
| 7 | 62 | 7.9 | 64 | 8.3 | 0.16 | 7.84 | 4 |
| 8 | 70 | 9.5 | 63 | 8.1 | 1.96 | 6.76 | 49 |
| 9 | 75 | 10.5 | 60 | 7.5 | 9 | 4 | 225 |
| 0 | 59 | 7.3 | 56 | 6.7 | 0.36 | 1.44 | 9 |
| | | | | | Sum d2 | Sum D2 | 816 |

| | | | | | | | |
|---|---|---|---|---|---|---|---|
| rp = | 0.5333142 | | | | 32.64 | 57.88 | 28.565713 |
| | | | | | | | |
| Uecker, 1948 | | 40 white | male | alcoholics | | D2 | |
| L | 65 | 8.5 | 50 | 5.5 | 9 | 0 | 225 |
| F | 55 | 6.5 | 64 | 8.3 | 3.24 | 7.84 | 81 |
| K | 47 | 4.9 | 51 | 5.7 | 0.64 | 0.0400000 | 16 |
| 1 | 70 | 9.5 | 59 | 7.3 | 4.84 | 3.24 | 121 |
| 2 | 57 | 6.9 | 75 | 10.5 | 12.96 | 25 | 324 |
| 3 | 52 | 5.9 | 58 | 7.1 | 1.44 | 2.56 | 36 |
| 4 | 62 | 7.9 | 71 | 9.7 | 3.24 | 17.64 | 81 |
| 5 | 48 | 5.1 | 59 | 7.3 | 4.84 | 3.24 | 121 |
| 6 | 57 | 6.9 | 62 | 7.9 | 1 | 5.76 | 25 |
| 7 | 62 | 7.9 | 66 | 8.7 | 0.6399999 | 10.24 | 16 |
| 8 | 70 | 9.5 | 63 | 8.1 | 1.96 | 6.76 | 49 |
| 9 | 75 | 10.5 | 60 | 7.5 | 9 | 4 | 225 |
| 0 | 59 | 7.3 | 58 | 7.1 | 0.0400000 | 2.56 | 1 |
| | | | | | Sum d2 | Sum D2 | 1321 |
| rp = | 0.4469332 | | | | 52.84 | 88.88 | 36.345563 |
| | | | | | | | |
| Viglione, 1995 | | 41 males | suspected | of maling | ering | D2 | |
| L | 65 | 8.5 | 40 | 3.5 | 25 | 4 | 625 |
| F | 55 | 6.5 | 96 | 14.7 | 67.24 | 84.64 | 1681 |
| K | 47 | 4.9 | 42 | 3.9 | 1 | 2.56 | 25 |
| 1 | 70 | 9.5 | 80 | 11.5 | 4 | 36 | 100 |
| 2 | 57 | 6.9 | 92 | 13.9 | 49 | 70.56 | 1225 |
| 3 | 52 | 5.9 | 75 | 10.5 | 21.16 | 25 | 529 |
| 4 | 62 | 7.9 | 86 | 12.7 | 23.04 | 51.84 | 576 |
| 5 | 48 | 5.1 | 69 | 9.3 | 17.64 | 14.44 | 441 |
| 6 | 57 | 6.9 | 88 | 13.1 | 38.44 | 57.76 | 961 |
| 7 | 62 | 7.9 | 93 | 14.1 | 38.44 | 73.96 | 961 |
| 8 | 70 | 9.5 | 109 | 17.3 | 60.84 | 139.24 | 1521 |
| 9 | 75 | 10.5 | 78 | 11.1 | 0.36 | 31.36 | 9 |
| 0 | 59 | 7.3 | 70 | 9.5 | 4.84 | 16 | 121 |
| | | | | | Sum d2 | Sum D2 | 8775 |
| rp = | 0.3033779 | | | | 351 | 607.36 | 93.674969 |
| | | | | | | | |
| Viglione, 1995 | | 17 males | with schizo | ophrenic | spectrum | D2 | |
| L | 65 | 8.5 | 50 | 5.5 | 9 | 0 | 225 |
| F | 55 | 6.5 | 80 | 11.5 | 25 | 36 | 625 |
| K | 47 | 4.9 | 55 | 6.5 | 2.56 | 1 | 64 |
| 1 | 70 | 9.5 | 65 | 8.5 | 1 | 9 | 25 |
| 2 | 57 | 6.9 | 75 | 10.5 | 12.96 | 25 | 324 |
| 3 | 52 | 5.9 | 65 | 8.5 | 6.76 | 9 | 169 |
| 4 | 62 | 7.9 | 71 | 9.7 | 3.24 | 17.64 | 81 |
| 5 | 48 | 5.1 | 67 | 8.9 | 14.44 | 11.56 | 361 |
| 6 | 57 | 6.9 | 76 | 10.7 | 14.44 | 27.04 | 361 |

| | | | | | | | |
|---|---|---|---|---|---|---|---|
| 7 | 62 | 7.9 | 73 | 10.1 | 4.84 | 21.16 | 121 |
| 8 | 70 | 9.5 | 84 | 12.3 | 7.84 | 46.24 | 196 |
| 9 | 75 | 10.5 | 68 | 9.1 | 1.96 | 12.96 | 49 |
| 0 | 59 | 7.3 | 60 | 7.5 | 0.0400000 | 4 | 1 |
| | | | | | Sum d2 | Sum D2 | 2602 |
| rp = | 0.4434819 | | | | 104.08 | 220.6 | 51.009802 |
| | | | | | | | |
| Walters, 1988 (L1) | | 12 males | malingering | g psychosis | is | D2 | |
| L | 65 | 8.5 | 53 | 6.1 | 5.76 | 0.36 | 144 |
| F | 55 | 6.5 | 94 | 14.3 | 60.84 | 77.44 | 1521 |
| K | 47 | 4.9 | 46 | 4.7 | 0.0400000 | 0.64 | 1 |
| 1 | 70 | 9.5 | 72 | 9.9 | 0.16 | 19.36 | 4 |
| 2 | 57 | 6.9 | 82 | 11.9 | 25 | 40.96 | 625 |
| 3 | 52 | 5.9 | 69 | 9.3 | 11.56 | 14.44 | 289 |
| 4 | 62 | 7.9 | 81 | 11.7 | 14.44 | 38.44 | 361 |
| 5 | 48 | 5.1 | 61 | 7.7 | 6.76 | 4.84 | 169 |
| 6 | 57 | 6.9 | 82 | 11.9 | 25 | 40.96 | 625 |
| 7 | 62 | 7.9 | 79 | 11.3 | 11.56 | 33.64 | 289 |
| 8 | 70 | 9.5 | 96 | 14.7 | 27.04 | 84.64 | 676 |
| 9 | 75 | 10.5 | 73 | 10.1 | 0.16 | 21.16 | 4 |
| 0 | 59 | 7.3 | 65 | 8.5 | 1.44 | 9 | 36 |
| | | | | | Sum d2 | Sum D2 | 4744 |
| rp = | 0.392768 | | | | 189.76 | 385.88 | 68.876701 |
| | | | | | | | |
| Walters, 1988 (L2) | | 21 males | but exagg | erated | is | D2 | |
| L | 65 | 8.5 | 50 | 5.5 | 9 | 0 | 225 |
| F | 55 | 6.5 | 90 | 13.5 | 49 | 64 | 1225 |
| K | 47 | 4.9 | 46 | 4.7 | 0.0400000 | 0.64 | 1 |
| 1 | 70 | 9.5 | 77 | 10.9 | 1.96 | 29.16 | 49 |
| 2 | 57 | 6.9 | 89 | 13.3 | 40.96 | 60.84 | 1024 |
| 3 | 52 | 5.9 | 71 | 9.7 | 14.44 | 17.64 | 361 |
| 4 | 62 | 7.9 | 86 | 12.7 | 23.04 | 51.84 | 576 |
| 5 | 48 | 5.1 | 69 | 9.3 | 17.64 | 14.44 | 441 |
| 6 | 57 | 6.9 | 82 | 11.9 | 25 | 40.96 | 625 |
| 7 | 62 | 7.9 | 81 | 11.7 | 14.44 | 38.44 | 361 |
| 8 | 70 | 9.5 | 97 | 14.9 | 29.16 | 88.36 | 729 |
| 9 | 75 | 10.5 | 51 | 5.7 | 23.04 | 0.0400000 | 576 |
| 0 | 59 | 7.3 | 65 | 8.5 | 1.44 | 9 | 36 |
| | | | | | Sum d2 | Sum D2 | 6229 |
| rp = | 0.3019555 | | | | 249.16 | 415.36 | 78.924014 |
| | | | | | | | |
| Walters, 1988 (L3) | | 19 disturbe | d with mild | exaggeratic | on | D2 | |
| L | 65 | 8.5 | 53 | 6.1 | 5.76 | 0.36 | 144 |
| F | 55 | 6.5 | 80 | 11.5 | 25 | 36 | 625 |
| K | 47 | 4.9 | 49 | 5.3 | 0.16 | 0.0400000 | 4 |
| 1 | 70 | 9.5 | 65 | 8.5 | 1 | 9 | 25 |

| | | | | | | | |
|---|---|---|---|---|---|---|---|
| 2 | 57 | 6.9 | 80 | 11.5 | 21.16 | 36 | 529 |
| 3 | 52 | 5.9 | 65 | 8.5 | 6.76 | 9 | 169 |
| 4 | 62 | 7.9 | 81 | 11.7 | 14.44 | 38.44 | 361 |
| 5 | 48 | 5.1 | 67 | 8.9 | 14.44 | 11.56 | 361 |
| 6 | 57 | 6.9 | 79 | 11.3 | 19.36 | 33.64 | 484 |
| 7 | 62 | 7.9 | 75 | 10.5 | 6.76 | 25 | 169 |
| 8 | 70 | 9.5 | 86 | 12.7 | 10.24 | 51.84 | 256 |
| 9 | 75 | 10.5 | 51 | 5.7 | 23.04 | 0.0400000 | 576 |
| 0 | 59 | 7.3 | 61 | 7.7 | 0.16 | 4.84 | 4 |
| | | | | | Sum d2 | Sum D2 | 3707 |
| rp = | 0.3459197 | | | | 148.28 | 255.76 | 60.885137 |
| | | | | | | | |
| Walters, 1988 (L4) | | 20 genuine | males | exaggeratic | on | D2 | |
| L | 65 | 8.5 | 53 | 6.1 | 5.76 | 0.36 | 144 |
| F | 55 | 6.5 | 82 | 11.9 | 29.16 | 40.96 | 729 |
| K | 47 | 4.9 | 49 | 5.3 | 0.16 | 0.0400000 | 4 |
| 1 | 70 | 9.5 | 65 | 8.5 | 1 | 9 | 25 |
| 2 | 57 | 6.9 | 87 | 12.9 | 36 | 54.76 | 900 |
| 3 | 52 | 5.9 | 65 | 8.5 | 6.76 | 9 | 169 |
| 4 | 62 | 7.9 | 79 | 11.3 | 11.56 | 33.64 | 289 |
| 5 | 48 | 5.1 | 67 | 8.9 | 14.44 | 11.56 | 361 |
| 6 | 57 | 6.9 | 76 | 10.7 | 14.44 | 27.04 | 361 |
| 7 | 62 | 7.9 | 75 | 10.5 | 6.76 | 25 | 169 |
| 8 | 70 | 9.5 | 90 | 13.5 | 16 | 64 | 400 |
| 9 | 75 | 10.5 | 65 | 8.5 | 4 | 9 | 100 |
| 0 | 59 | 7.3 | 63 | 8.1 | 0.64 | 6.76 | 16 |
| | | | | | Sum d2 | Sum D2 | 3667 |
| rp = | 0.3978159 | | | | 146.68 | 291.12 | 60.555759 |
| | | | | | | | |
| Weybrew, 1996 | | 20 marijuar | males | | | D2 | |
| L | 65 | 8.5 | 50 | 5.5 | 9 | 0 | 225 |
| F | 55 | 6.5 | 80 | 11.5 | 25 | 36 | 625 |
| K | 47 | 4.9 | 55 | 6.5 | 2.56 | 1 | 64 |
| 1 | 70 | 9.5 | 62 | 7.9 | 2.56 | 5.76 | 64 |
| 2 | 57 | 6.9 | 72 | 9.9 | 9 | 19.36 | 225 |
| 3 | 52 | 5.9 | 64 | 8.3 | 5.76 | 7.84 | 144 |
| 4 | 62 | 7.9 | 76 | 10.7 | 7.8399999 | 27.04 | 196 |
| 5 | 48 | 5.1 | 64 | 8.3 | 10.24 | 7.84 | 256 |
| 6 | 57 | 6.9 | 67 | 8.9 | 4 | 11.56 | 100 |
| 7 | 62 | 7.9 | 66 | 8.7 | 0.6399999 | 10.24 | 16 |
| 8 | 70 | 9.5 | 80 | 11.5 | 4 | 36 | 100 |
| 9 | 75 | 10.5 | 78 | 11.1 | 0.36 | 31.36 | 9 |
| 0 | 59 | 7.3 | 53 | 6.1 | 1.44 | 0.36 | 36 |
| | | | | | Sum d2 | Sum D2 | 2060 |
| rp = | 0.4946645 | | | | 82.4 | 194.36 | 45.387222 |

| | | | | | | | |
|---|---|---|---|---|---|---|---|
| Weybrew, 1996 | | 45 heroin | males | | | D2 | |
| L | 65 | 8.5 | 44 | 4.3 | 17.64 | 1.44 | 441 |
| F | 55 | 6.5 | 68 | 9.1 | 6.76 | 12.96 | 169 |
| K | 47 | 4.9 | 51 | 5.7 | 0.64 | 0.0400000 | 16 |
| 1 | 70 | 9.5 | 65 | 8.5 | 1 | 9 | 25 |
| 2 | 57 | 6.9 | 77 | 10.9 | 16 | 29.16 | 400 |
| 3 | 52 | 5.9 | 60 | 7.5 | 2.56 | 4 | 64 |
| 4 | 62 | 7.9 | 76 | 10.7 | 7.8399999 | 27.04 | 196 |
| 5 | 48 | 5.1 | 64 | 8.3 | 10.24 | 7.84 | 256 |
| 6 | 57 | 6.9 | 50 | 5.5 | 1.96 | 0 | 49 |
| 7 | 62 | 7.9 | 66 | 8.7 | 0.6399999 | 10.24 | 16 |
| 8 | 70 | 9.5 | 67 | 8.9 | 0.36 | 11.56 | 9 |
| 9 | 75 | 10.5 | 70 | 9.5 | 1 | 16 | 25 |
| 0 | 59 | 7.3 | 54 | 6.3 | 1 | 0.64 | 25 |
| | | | | | Sum d2 | Sum D2 | 1691 |
| rp = | 0.4521302 | | | | 67.64 | 129.92 | 41.121770 |
| | | | | | | | |
| Wiens, 1977 | | 24 normal | males | Group 1 | | D2 | |
| L | 65 | 8.5 | 50 | 5.5 | 9 | 0 | 225 |
| F | 55 | 6.5 | 53 | 6.1 | 0.16 | 0.36 | 4 |
| K | 47 | 4.9 | 62 | 7.9 | 9 | 5.76 | 225 |
| 1 | 70 | 9.5 | 52 | 5.9 | 12.96 | 0.16 | 324 |
| 2 | 57 | 6.9 | 56 | 6.7 | 0.0400000 | 1.44 | 1 |
| 3 | 52 | 5.9 | 58 | 7.1 | 1.44 | 2.56 | 36 |
| 4 | 62 | 7.9 | 60 | 7.5 | 0.16 | 4 | 4 |
| 5 | 48 | 5.1 | 61 | 7.7 | 6.76 | 4.84 | 169 |
| 6 | 57 | 6.9 | 53 | 6.1 | 0.6400000 | 0.36 | 16 |
| 7 | 62 | 7.9 | 52 | 5.9 | 4 | 0.16 | 100 |
| 8 | 70 | 9.5 | 53 | 6.1 | 11.56 | 0.36 | 289 |
| 9 | 75 | 10.5 | 58 | 7.1 | 11.56 | 2.56 | 289 |
| 0 | 59 | 7.3 | 42 | 3.9 | 11.56 | 2.56 | 289 |
| | | | | | Sum d2 | Sum D2 | 1971 |
| rp = | -0.0284372 | | | | 78.84 | 25.12 | 44.395945 |
| | | | | | | | |
| Wiens, 1977 | | 24 normal | males | Group 2 | | D2 | |
| L | 65 | 8.5 | 53 | 6.1 | 5.76 | 0.36 | 144 |
| F | 55 | 6.5 | 50 | 5.5 | 1 | 0 | 25 |
| K | 47 | 4.9 | 62 | 7.9 | 9 | 5.76 | 225 |
| 1 | 70 | 9.5 | 49 | 5.3 | 17.64 | 0.0400000 | 441 |
| 2 | 57 | 6.9 | 56 | 6.7 | 0.0400000 | 1.44 | 1 |
| 3 | 52 | 5.9 | 56 | 6.7 | 0.64 | 1.44 | 16 |
| 4 | 62 | 7.9 | 57 | 6.9 | 1 | 1.96 | 25 |
| 5 | 48 | 5.1 | 59 | 7.3 | 4.84 | 3.24 | 121 |
| 6 | 57 | 6.9 | 53 | 6.1 | 0.6400000 | 0.36 | 16 |
| 7 | 62 | 7.9 | 52 | 5.9 | 4 | 0.16 | 100 |
| 8 | 70 | 9.5 | 51 | 5.7 | 14.44 | 0.0400000 | 361 |

| | | | | | | | |
|---|---|---|---|---|---|---|---|
| 9 | 75 | 10.5 | 58 | 7.1 | 11.56 | 2.56 | 289 |
| 0 | 59 | 7.3 | 43 | 4.1 | 10.24 | 1.96 | 256 |
| | | | | | Sum d2 | Sum D2 | 2020 |
| rp = | -0.0810810 | | | | 80.8 | 19.32 | 44.944410 |
| | | | | | | | |
| Sutker, 1979 | | 84 opiate | males | | | D2 | |
| L | 65 | 8.5 | 50 | 5.5 | 9 | 0 | 225 |
| F | 55 | 6.5 | 68 | 9.1 | 6.76 | 12.96 | 169 |
| K | 47 | 4.9 | 53 | 6.1 | 1.44 | 0.36 | 36 |
| 1 | 70 | 9.5 | 67 | 8.9 | 0.36 | 11.56 | 9 |
| 2 | 57 | 6.9 | 80 | 11.5 | 21.16 | 36 | 529 |
| 3 | 52 | 5.9 | 67 | 8.9 | 9 | 11.56 | 225 |
| 4 | 62 | 7.9 | 79 | 11.3 | 11.56 | 33.64 | 289 |
| 5 | 48 | 5.1 | 59 | 7.3 | 4.84 | 3.24 | 121 |
| 6 | 57 | 6.9 | 62 | 7.9 | 1 | 5.76 | 25 |
| 7 | 62 | 7.9 | 71 | 9.7 | 3.24 | 17.64 | 81 |
| 8 | 70 | 9.5 | 71 | 9.7 | 0.0399999 | 17.64 | 1 |
| 9 | 75 | 10.5 | 68 | 9.1 | 1.96 | 12.96 | 49 |
| 0 | 59 | 7.3 | 56 | 6.7 | 0.36 | 1.44 | 9 |
| | | | | | Sum d2 | Sum D2 | 1768 |
| rp = | 0.5034405 | | | | 70.72 | 164.76 | 42.047592 |
| | | | | | | | |
| Sutker, 1979 | | 145 opiate | males | | | D2 | |
| L | 65 | 8.5 | 50 | 5.5 | 9 | 0 | 225 |
| F | 55 | 6.5 | 70 | 9.5 | 9 | 16 | 225 |
| K | 47 | 4.9 | 48 | 5.1 | 0.0399999 | 0.16 | 1 |
| 1 | 70 | 9.5 | 65 | 8.5 | 1 | 9 | 25 |
| 2 | 57 | 6.9 | 77 | 10.9 | 16 | 29.16 | 400 |
| 3 | 52 | 5.9 | 62 | 7.9 | 4 | 5.76 | 100 |
| 4 | 62 | 7.9 | 76 | 10.7 | 7.8399999 | 27.04 | 196 |
| 5 | 48 | 5.1 | 59 | 7.3 | 4.84 | 3.24 | 121 |
| 6 | 57 | 6.9 | 65 | 8.5 | 2.56 | 9 | 64 |
| 7 | 62 | 7.9 | 69 | 9.3 | 1.96 | 14.44 | 49 |
| 8 | 70 | 9.5 | 71 | 9.7 | 0.0399999 | 17.64 | 1 |
| 9 | 75 | 10.5 | 70 | 9.5 | 1 | 16 | 25 |
| 0 | 59 | 7.3 | 56 | 6.7 | 0.36 | 1.44 | 9 |
| | | | | | Sum d2 | Sum D2 | 1441 |
| rp = | 0.5494763 | | | | 57.64 | 148.88 | 37.960505 |
| | | | | | | | |
| Sutker, 1979 | | 69 opiate | males | | | D2 | |
| L | 65 | 8.5 | 50 | 5.5 | 9 | 0 | 225 |
| F | 55 | 6.5 | 66 | 8.7 | 4.84 | 10.24 | 121 |
| K | 47 | 4.9 | 51 | 5.7 | 0.64 | 0.0400000 | 16 |
| 1 | 70 | 9.5 | 65 | 8.5 | 1 | 9 | 25 |
| 2 | 57 | 6.9 | 72 | 9.9 | 9 | 19.36 | 225 |
| 3 | 52 | 5.9 | 62 | 7.9 | 4 | 5.76 | 100 |

| | | | | | | | |
|---|---|---|---|---|---|---|---|
| 4 | 62 | 7.9 | 71 | 9.7 | 3.24 | 17.64 | 81 |
| 5 | 48 | 5.1 | 59 | 7.3 | 4.84 | 3.24 | 121 |
| 6 | 57 | 6.9 | 62 | 7.9 | 1 | 5.76 | 25 |
| 7 | 62 | 7.9 | 69 | 9.3 | 1.96 | 14.44 | 49 |
| 8 | 70 | 9.5 | 69 | 9.3 | 0.0399999 | 14.44 | 1 |
| 9 | 75 | 10.5 | 68 | 9.1 | 1.96 | 12.96 | 49 |
| 0 | 59 | 7.3 | 55 | 6.5 | 0.64 | 1 | 16 |
| | | | | | Sum d2 | Sum D2 | 1054 |
| rp = | 0.5894839 | | | | 42.16 | 113.88 | 32.465366 |
| | | | | | | | |
| Sutker, 1979 | | 77 opiate | males | | | D2 | |
| L | 65 | 8.5 | 50 | 5.5 | 9 | 0 | 225 |
| F | 55 | 6.5 | 66 | 8.7 | 4.84 | 10.24 | 121 |
| K | 47 | 4.9 | 49 | 5.3 | 0.16 | 0.0400000 | 4 |
| 1 | 70 | 9.5 | 62 | 7.9 | 2.56 | 5.76 | 64 |
| 2 | 57 | 6.9 | 75 | 10.5 | 12.96 | 25 | 324 |
| 3 | 52 | 5.9 | 62 | 7.9 | 4 | 5.76 | 100 |
| 4 | 62 | 7.9 | 76 | 10.7 | 7.8399999 | 27.04 | 196 |
| 5 | 48 | 5.1 | 61 | 7.7 | 6.76 | 4.84 | 169 |
| 6 | 57 | 6.9 | 62 | 7.9 | 1 | 5.76 | 25 |
| 7 | 62 | 7.9 | 64 | 8.3 | 0.16 | 7.84 | 4 |
| 8 | 70 | 9.5 | 67 | 8.9 | 0.36 | 11.56 | 9 |
| 9 | 75 | 10.5 | 70 | 9.5 | 1 | 16 | 25 |
| 0 | 59 | 7.3 | 55 | 6.5 | 0.64 | 1 | 16 |
| | | | | | Sum d2 | Sum D2 | 1282 |
| rp = | 0.5369333 | | | | 51.28 | 120.84 | 35.805027 |
| | | | | | | | |
| Sutker, 1979 | | 18 opiate | males | | | D2 | |
| L | 65 | 8.5 | 50 | 5.5 | 9 | 0 | 225 |
| F | 55 | 6.5 | 66 | 8.7 | 4.84 | 10.24 | 121 |
| K | 47 | 4.9 | 48 | 5.1 | 0.0399999 | 0.16 | 1 |
| 1 | 70 | 9.5 | 57 | 6.9 | 6.76 | 1.96 | 169 |
| 2 | 57 | 6.9 | 68 | 9.1 | 4.84 | 12.96 | 121 |
| 3 | 52 | 5.9 | 58 | 7.1 | 1.44 | 2.56 | 36 |
| 4 | 62 | 7.9 | 71 | 9.7 | 3.24 | 17.64 | 81 |
| 5 | 48 | 5.1 | 61 | 7.7 | 6.76 | 4.84 | 169 |
| 6 | 57 | 6.9 | 62 | 7.9 | 1 | 5.76 | 25 |
| 7 | 62 | 7.9 | 62 | 7.9 | 0 | 5.76 | 0 |
| 8 | 70 | 9.5 | 69 | 9.3 | 0.0399999 | 14.44 | 1 |
| 9 | 75 | 10.5 | 73 | 10.1 | 0.16 | 21.16 | 4 |
| 0 | 59 | 7.3 | 55 | 6.5 | 0.64 | 1 | 16 |
| | | | | | Sum d2 | Sum D2 | 969 |
| rp = | 0.5845659 | | | | 38.76 | 98.48 | 31.128764 |
| | | | | | | | |
| Sutker, 1979 | | 80 opiate | males | | | D2 | |
| L | 65 | 8.5 | 50 | 5.5 | 9 | 0 | 225 |

| | | | | | | | |
|---|---|---|---|---|---|---|---|
| F | 55 | 6.5 | 66 | 8.7 | 4.84 | 10.24 | 121 |
| K | 47 | 4.9 | 48 | 5.1 | 0.0399999 | 0.16 | 1 |
| 1 | 70 | 9.5 | 57 | 6.9 | 6.76 | 1.96 | 169 |
| 2 | 57 | 6.9 | 70 | 9.5 | 6.76 | 16 | 169 |
| 3 | 52 | 5.9 | 56 | 6.7 | 0.64 | 1.44 | 16 |
| 4 | 62 | 7.9 | 74 | 10.3 | 5.76 | 23.04 | 144 |
| 5 | 48 | 5.1 | 64 | 8.3 | 10.24 | 7.84 | 256 |
| 6 | 57 | 6.9 | 62 | 7.9 | 1 | 5.76 | 25 |
| 7 | 62 | 7.9 | 64 | 8.3 | 0.16 | 7.84 | 4 |
| 8 | 70 | 9.5 | 67 | 8.9 | 0.36 | 11.56 | 9 |
| 9 | 75 | 10.5 | 70 | 9.5 | 1 | 16 | 25 |
| 0 | 59 | 7.3 | 54 | 6.3 | 1 | 0.64 | 25 |
| | | | | | Sum d2 | Sum D2 | 1189 |
| rp = | 0.5229689 | | | | 47.56 | 102.48 | 34.481879 |
| | | | | | | | |
| Ziegler, 1995 | | 51 headach | es seeking | help | | D2 | |
| L | 65 | 8.5 | 51.1 | 5.72 | 7.7284 | 0.0484000 | 193.21 |
| F | 55 | 6.5 | 51.12 | 5.724 | 0.6021760 | 0.0501759 | 15.0544 |
| K | 47 | 4.9 | 51.12 | 5.724 | 0.6789759 | 0.0501759 | 16.9744 |
| 1 | 70 | 9.5 | 66.63 | 8.826 | 0.4542760 | 11.062276 | 11.3569 |
| 2 | 57 | 6.9 | 58.78 | 7.256 | 0.126736 | 3.083536 | 3.1684 |
| 3 | 52 | 5.9 | 63.94 | 8.288 | 5.702544 | 7.772944 | 142.5636 |
| 4 | 62 | 7.9 | 52.94 | 6.088 | 3.283344 | 0.3457439 | 82.0836 |
| 5 | 48 | 5.1 | 47.45 | 4.99 | 0.0120999 | 0.2601 | 0.3024999 |
| 6 | 57 | 6.9 | 54.2 | 6.34 | 0.3136 | 0.7056000 | 7.8399999 |
| 7 | 62 | 7.9 | 56.76 | 6.852 | 1.098304 | 1.827904 | 27.4576 |
| 8 | 70 | 9.5 | 54.53 | 6.406 | 9.572836 | 0.8208360 | 239.3209 |
| 9 | 75 | 10.5 | 49.59 | 5.418 | 25.826724 | 0.0067239 | 645.6681 |
| 0 | 59 | 7.3 | 52.71 | 6.042 | 1.582564 | 0.293764 | 39.5641 |
| | | | | | Sum d2 | Sum D2 | 1424.5645 |
| rp = | 0.1409926 | | | | 56.98258 | 26.32818 | 37.743403 |
| | | | | | | | |
| Ziegler, 1995 | | 53 headach | hes not se | eking help | | D2 | |
| L | 65 | 8.5 | 52.55 | 6.01 | 6.2001 | 0.2601 | 155.0025 |
| F | 55 | 6.5 | 50.75 | 5.65 | 0.7224999 | 0.0225000 | 18.0625 |
| K | 47 | 4.9 | 50.62 | 5.624 | 0.5241759 | 0.0153759 | 13.1044 |
| 1 | 70 | 9.5 | 57.13 | 6.926 | 6.625476 | 2.033476 | 165.6369 |
| 2 | 57 | 6.9 | 49.96 | 5.492 | 1.982464 | 0.0000640 | 49.5616 |
| 3 | 52 | 5.9 | 53.38 | 6.176 | 0.0761759 | 0.456976 | 1.9044000 |
| 4 | 62 | 7.9 | 51.91 | 5.882 | 4.072324 | 0.145924 | 101.8081 |
| 5 | 48 | 5.1 | 49.34 | 5.368 | 0.0718240 | 0.0174239 | 1.7956000 |
| 6 | 57 | 6.9 | 52.47 | 5.994 | 0.8208360 | 0.244036 | 20.5209 |
| 7 | 62 | 7.9 | 50.74 | 5.648 | 5.071504 | 0.0219040 | 126.7876 |
| 8 | 70 | 9.5 | 50.57 | 5.614 | 15.100996 | 0.012996 | 377.5249 |
| 9 | 75 | 10.5 | 50.98 | 5.696 | 23.078416 | 0.0384159 | 576.9604 |
| 0 | 59 | 7.3 | 47.7 | 5.04 | 5.1076 | 0.2115999 | 127.69 |

| | | | | | | | |
|---|---|---|---|---|---|---|---|
| | | | | | Sum d2 | Sum D2 | 1736.3598 |
| rp = | -0.1358483 | | | | 69.454392 | 3.480792 | 41.669650 |
| | | | | | | | |
| Rice, 1983 | | 25 honest | male inmat | tes | | D2 | |
| L | 65 | 8.5 | 50 | 5.5 | 9 | 0 | 225 |
| F | 55 | 6.5 | 62 | 7.9 | 1.96 | 5.76 | 49 |
| K | 47 | 4.9 | 61 | 7.7 | 7.84 | 4.84 | 196 |
| 1 | 70 | 9.5 | 52 | 5.9 | 12.96 | 0.16 | 324 |
| 2 | 57 | 6.9 | 63 | 8.1 | 1.44 | 6.76 | 36 |
| 3 | 52 | 5.9 | 60 | 7.5 | 2.56 | 4 | 64 |
| 4 | 62 | 7.9 | 76 | 10.7 | 7.8399999 | 27.04 | 196 |
| 5 | 48 | 5.1 | 69 | 9.3 | 17.64 | 14.44 | 441 |
| 6 | 57 | 6.9 | 56 | 6.7 | 0.0400000 | 1.44 | 1 |
| 7 | 62 | 7.9 | 58 | 7.1 | 0.6400000 | 2.56 | 16 |
| 8 | 70 | 9.5 | 65 | 8.5 | 1 | 9 | 25 |
| 9 | 75 | 10.5 | 60 | 7.5 | 9 | 4 | 225 |
| 0 | 59 | 7.3 | 48 | 5.1 | 4.84 | 0.16 | 121 |
| | | | | | Sum d2 | Sum D2 | 1919 |
| rp = | 0.2557688 | | | | 76.76 | 80.16 | 43.806392 |
| | | | | | | | |
| Rice, 1983 | | 25 fake goo | od males | | | D2 | |
| L | 65 | 8.5 | 50 | 5.5 | 9 | 0 | 225 |
| F | 55 | 6.5 | 53 | 6.1 | 0.16 | 0.36 | 4 |
| K | 47 | 4.9 | 68 | 9.1 | 17.64 | 12.96 | 441 |
| 1 | 70 | 9.5 | 52 | 5.9 | 12.96 | 0.16 | 324 |
| 2 | 57 | 6.9 | 58 | 7.1 | 0.0399999 | 2.56 | 1 |
| 3 | 52 | 5.9 | 58 | 7.1 | 1.44 | 2.56 | 36 |
| 4 | 62 | 7.9 | 62 | 7.9 | 0 | 5.76 | 0 |
| 5 | 48 | 5.1 | 59 | 7.3 | 4.84 | 3.24 | 121 |
| 6 | 57 | 6.9 | 53 | 6.1 | 0.6400000 | 0.36 | 16 |
| 7 | 62 | 7.9 | 56 | 6.7 | 1.44 | 1.44 | 36 |
| 8 | 70 | 9.5 | 59 | 7.3 | 4.84 | 3.24 | 121 |
| 9 | 75 | 10.5 | 58 | 7.1 | 11.56 | 2.56 | 289 |
| 0 | 59 | 7.3 | 41 | 3.7 | 12.96 | 3.24 | 324 |
| | | | | | Sum d2 | Sum D2 | 1938 |
| rp = | 0.0621824 | | | | 77.52 | 38.44 | 44.022721 |
| | | | | | | | |
| Rice, 1983 | | 25 fake bad | d males | | | D2 | |
| L | 65 | 8.5 | 50 | 5.5 | 9 | 0 | 225 |
| F | 55 | 6.5 | 120 | 19.5 | 169 | 196 | 4225 |
| K | 47 | 4.9 | 40 | 3.5 | 1.96 | 4 | 49 |
| 1 | 70 | 9.5 | 95 | 14.5 | 25 | 81 | 625 |
| 2 | 57 | 6.9 | 99 | 15.3 | 70.56 | 96.04 | 1764 |
| 3 | 52 | 5.9 | 78 | 11.1 | 27.04 | 31.36 | 676 |
| 4 | 62 | 7.9 | 90 | 13.5 | 31.36 | 64 | 784 |
| 5 | 48 | 5.1 | 73 | 10.1 | 25 | 21.16 | 625 |

| | | | | | | | |
|---|---|---|---|---|---|---|---|
| 6 | 57 | 6.9 | 100 | 15.5 | 73.96 | 100 | 1849 |
| 7 | 62 | 7.9 | 95 | 14.5 | 43.56 | 81 | 1089 |
| 8 | 70 | 9.5 | 120 | 19.5 | 100 | 196 | 2500 |
| 9 | 75 | 10.5 | 88 | 13.1 | 6.76 | 57.76 | 169 |
| 0 | 59 | 7.3 | 71 | 9.7 | 5.76 | 17.64 | 144 |
| | | | | | Sum d2 | Sum D2 | 14724 |
| rp = | 0.2564950 | | | | 588.96 | 945.96 | 121.34249 |
| | | | | | | | |
| Rader, 1977 | | 36 male | exposers | | | D2 | |
| L | 65 | 8.5 | 50 | 5.5 | 9 | 0 | 225 |
| F | 55 | 6.5 | 60 | 7.5 | 1 | 4 | 25 |
| K | 47 | 4.9 | 59 | 7.3 | 5.76 | 3.24 | 144 |
| 1 | 70 | 9.5 | 52 | 5.9 | 12.96 | 0.16 | 324 |
| 2 | 57 | 6.9 | 65 | 8.5 | 2.56 | 9 | 64 |
| 3 | 52 | 5.9 | 60 | 7.5 | 2.56 | 4 | 64 |
| 4 | 62 | 7.9 | 69 | 9.3 | 1.96 | 14.44 | 49 |
| 5 | 48 | 5.1 | 64 | 8.3 | 10.24 | 7.84 | 256 |
| 6 | 57 | 6.9 | 62 | 7.9 | 1 | 5.76 | 25 |
| 7 | 62 | 7.9 | 62 | 7.9 | 0 | 5.76 | 0 |
| 8 | 70 | 9.5 | 65 | 8.5 | 1 | 9 | 25 |
| 9 | 75 | 10.5 | 58 | 7.1 | 11.56 | 2.56 | 289 |
| 0 | 59 | 7.3 | 53 | 6.1 | 1.44 | 0.36 | 36 |
| | | | | | Sum d2 | Sum D2 | 1526 |
| rp = | 0.3084069 | | | | 61.04 | 66.12 | 39.064049 |
| | | | | | | | |
| Rader, 1977 | | 47 male | rapists | | | D2 | |
| L | 65 | 8.5 | 53 | 6.1 | 5.76 | 0.36 | 144 |
| F | 55 | 6.5 | 66 | 8.7 | 4.84 | 10.24 | 121 |
| K | 47 | 4.9 | 57 | 6.9 | 4 | 1.96 | 100 |
| 1 | 70 | 9.5 | 59 | 7.3 | 4.84 | 3.24 | 121 |
| 2 | 57 | 6.9 | 72 | 9.9 | 9 | 19.36 | 225 |
| 3 | 52 | 5.9 | 65 | 8.5 | 6.76 | 9 | 169 |
| 4 | 62 | 7.9 | 79 | 11.3 | 11.56 | 33.64 | 289 |
| 5 | 48 | 5.1 | 64 | 8.3 | 10.24 | 7.84 | 256 |
| 6 | 57 | 6.9 | 67 | 8.9 | 4 | 11.56 | 100 |
| 7 | 62 | 7.9 | 66 | 8.7 | 0.6399999 | 10.24 | 16 |
| 8 | 70 | 9.5 | 73 | 10.1 | 0.36 | 21.16 | 9 |
| 9 | 75 | 10.5 | 60 | 7.5 | 9 | 4 | 225 |
| 0 | 59 | 7.3 | 53 | 6.1 | 1.44 | 0.36 | 36 |
| | | | | | Sum d2 | Sum D2 | 1811 |
| rp = | 0.4313078 | | | | 72.44 | 132.96 | 42.555845 |
| | | | | | | | |
| Rader, 1977 | | 46 male | sexual | assaulters | | D2 | |
| L | 65 | 8.5 | 50 | 5.5 | 9 | 0 | 225 |
| F | 55 | 6.5 | 64 | 8.3 | 3.24 | 7.84 | 81 |
| K | 47 | 4.9 | 55 | 6.5 | 2.56 | 1 | 64 |

| | | | | | | | |
|---|---|---|---|---|---|---|---|
| 1 | 70 | 9.5 | 57 | 6.9 | 6.76 | 1.96 | 169 |
| 2 | 57 | 6.9 | 68 | 9.1 | 4.84 | 12.96 | 121 |
| 3 | 52 | 5.9 | 62 | 7.9 | 4 | 5.76 | 100 |
| 4 | 62 | 7.9 | 71 | 9.7 | 3.24 | 17.64 | 81 |
| 5 | 48 | 5.1 | 59 | 7.3 | 4.84 | 3.24 | 121 |
| 6 | 57 | 6.9 | 62 | 7.9 | 1 | 5.76 | 25 |
| 7 | 62 | 7.9 | 60 | 7.5 | 0.16 | 4 | 4 |
| 8 | 70 | 9.5 | 63 | 8.1 | 1.96 | 6.76 | 49 |
| 9 | 75 | 10.5 | 63 | 8.1 | 5.76 | 6.76 | 144 |
| 0 | 59 | 7.3 | 49 | 5.3 | 4 | 0.0400000 | 100 |
| | | | | | Sum d2 | Sum D2 | 1284 |
| rp = | 0.41114423 | | | | 51.36 | 73.72 | 35.832945 |
| | | | | | | | |
| Rohan, 1969 | | 58 hospital | lized male | alcoholics | pre Rx | D2 | |
| L | 65 | 8.5 | 50 | 5.5 | 9 | 0 | 225 |
| F | 55 | 6.5 | 62 | 7.9 | 1.96 | 5.76 | 49 |
| K | 47 | 4.9 | 49 | 5.3 | 0.16 | 0.0400000 | 4 |
| 1 | 70 | 9.5 | 67 | 8.9 | 0.36 | 11.56 | 9 |
| 2 | 57 | 6.9 | 80 | 11.5 | 21.16 | 36 | 529 |
| 3 | 52 | 5.9 | 65 | 8.5 | 6.76 | 9 | 169 |
| 4 | 62 | 7.9 | 71 | 9.7 | 3.24 | 17.64 | 81 |
| 5 | 48 | 5.1 | 59 | 7.3 | 4.84 | 3.24 | 121 |
| 6 | 57 | 6.9 | 59 | 7.3 | 0.16 | 3.24 | 4 |
| 7 | 62 | 7.9 | 66 | 8.7 | 0.6399999 | 10.24 | 16 |
| 8 | 70 | 9.5 | 65 | 8.5 | 1 | 9 | 25 |
| 9 | 75 | 10.5 | 60 | 7.5 | 9 | 4 | 225 |
| 0 | 59 | 7.3 | 56 | 6.7 | 0.36 | 1.44 | 9 |
| | | | | | Sum d2 | Sum D2 | 1466 |
| rp = | 0.4648658 | | | | 58.64 | 111.16 | 38.288379 |
| | | | | | | | |
| Rohan, 1969 | | 58 hospital | lized male | alcoholics | post Rx | D2 | |
| L | 65 | 8.5 | 50 | 5.5 | 9 | 0 | 225 |
| F | 55 | 6.5 | 60 | 7.5 | 1 | 4 | 25 |
| K | 47 | 4.9 | 51 | 5.7 | 0.64 | 0.0400000 | 16 |
| 1 | 70 | 9.5 | 59 | 7.3 | 4.84 | 3.24 | 121 |
| 2 | 57 | 6.9 | 70 | 9.5 | 6.76 | 16 | 169 |
| 3 | 52 | 5.9 | 60 | 7.5 | 2.56 | 4 | 64 |
| 4 | 62 | 7.9 | 69 | 9.3 | 1.96 | 14.44 | 49 |
| 5 | 48 | 5.1 | 57 | 6.9 | 3.24 | 1.96 | 81 |
| 6 | 57 | 6.9 | 56 | 6.7 | 0.0400000 | 1.44 | 1 |
| 7 | 62 | 7.9 | 60 | 7.5 | 0.16 | 4 | 4 |
| 8 | 70 | 9.5 | 61 | 7.7 | 3.24 | 4.84 | 81 |
| 9 | 75 | 10.5 | 63 | 8.1 | 5.76 | 6.76 | 144 |
| 0 | 59 | 7.3 | 53 | 6.1 | 1.44 | 0.36 | 36 |
| | | | | | Sum d2 | Sum D2 | 1016 |
| rp = | 0.4620068 | | | | 40.64 | 61.08 | 31.874754 |

| | | | | | | | |
|---|---|---|---|---|---|---|---|
| Rohan, 1972 | | 40 male | alcoholics | pre Rx | | D2 | |
| L | 65 | 8.5 | 53 | 6.1 | 5.76 | 0.36 | 144 |
| F | 55 | 6.5 | 64 | 8.3 | 3.24 | 7.84 | 81 |
| K | 47 | 4.9 | 51 | 5.7 | 0.64 | 0.0400000 | 16 |
| 1 | 70 | 9.5 | 65 | 8.5 | 1 | 9 | 25 |
| 2 | 57 | 6.9 | 80 | 11.5 | 21.16 | 36 | 529 |
| 3 | 52 | 5.9 | 65 | 8.5 | 6.76 | 9 | 169 |
| 4 | 62 | 7.9 | 74 | 10.3 | 5.76 | 23.04 | 144 |
| 5 | 48 | 5.1 | 61 | 7.7 | 6.76 | 4.84 | 169 |
| 6 | 57 | 6.9 | 65 | 8.5 | 2.56 | 9 | 64 |
| 7 | 62 | 7.9 | 66 | 8.7 | 0.6399999 | 10.24 | 16 |
| 8 | 70 | 9.5 | 65 | 8.5 | 1 | 9 | 25 |
| 9 | 75 | 10.5 | 63 | 8.1 | 5.76 | 6.76 | 144 |
| 0 | 59 | 7.3 | 37 | 2.9 | 19.36 | 6.76 | 484 |
| | | | | | Sum d2 | Sum D2 | 2010 |
| rp = | 0.3854150 | | | | 80.4 | 131.88 | 44.833023 |

| | | | | | | | |
|---|---|---|---|---|---|---|---|
| Rohan, 1972 | | 40 male | alcoholics | post Rx | | D2 | |
| L | 65 | 8.5 | 50 | 5.5 | 9 | 0 | 225 |
| F | 55 | 6.5 | 60 | 7.5 | 1 | 4 | 25 |
| K | 47 | 4.9 | 55 | 6.5 | 2.56 | 1 | 64 |
| 1 | 70 | 9.5 | 65 | 8.5 | 1 | 9 | 25 |
| 2 | 57 | 6.9 | 72 | 9.9 | 9 | 19.36 | 225 |
| 3 | 52 | 5.9 | 64 | 8.3 | 5.76 | 7.84 | 144 |
| 4 | 62 | 7.9 | 74 | 10.3 | 5.76 | 23.04 | 144 |
| 5 | 48 | 5.1 | 59 | 7.3 | 4.84 | 3.24 | 121 |
| 6 | 57 | 6.9 | 62 | 7.9 | 1 | 5.76 | 25 |
| 7 | 62 | 7.9 | 62 | 7.9 | 0 | 5.76 | 0 |
| 8 | 70 | 9.5 | 63 | 8.1 | 1.96 | 6.76 | 49 |
| 9 | 75 | 10.5 | 63 | 8.1 | 5.76 | 6.76 | 144 |
| 0 | 59 | 7.3 | 52 | 5.9 | 1.96 | 0.16 | 49 |
| | | | | | Sum d2 | Sum D2 | 1240 |
| rp = | 0.4823627 | | | | 49.6 | 92.68 | 35.213633 |

| | | | | | | | |
|---|---|---|---|---|---|---|---|
| Roland, 1985 | | 26 females | sexually | abused as | children | D2 | |
| L | 65 | 8.5 | 50 | 5.5 | 9 | 0 | 225 |
| F | 55 | 6.5 | 73 | 10.1 | 12.96 | 21.16 | 324 |
| K | 47 | 4.9 | 48 | 5.1 | 0.0399999 | 0.16 | 1 |
| 1 | 70 | 9.5 | 62 | 7.9 | 2.56 | 5.76 | 64 |
| 2 | 57 | 6.9 | 73 | 10.1 | 10.24 | 21.16 | 256 |
| 3 | 52 | 5.9 | 70 | 9.5 | 12.96 | 16 | 324 |
| 4 | 62 | 7.9 | 81 | 11.7 | 14.44 | 38.44 | 361 |
| 5 | 48 | 5.1 | 39 | 3.3 | 3.24 | 4.84 | 81 |
| 6 | 57 | 6.9 | 70 | 9.5 | 6.76 | 16 | 169 |
| 7 | 62 | 7.9 | 71 | 9.7 | 3.24 | 17.64 | 81 |

| | | | | | | | |
|---|---|---|---|---|---|---|---|
| 8 | 70 | 9.5 | 77 | 10.9 | 1.96 | 29.16 | 49 |
| 9 | 75 | 10.5 | 63 | 8.1 | 5.76 | 6.76 | 144 |
| 0 | 59 | 7.3 | 63 | 8.1 | 0.64 | 6.76 | 16 |
| | | | | | Sum d2 | Sum D2 | 2095 |
| rp = | 0.4712933 | | | | 83.8 | 183.84 | 45.7711699 |
| | | | | | | | |
| Pfost, 1984 | | 38 male | alcoholics | no drug | addicts | D2 | |
| L | 65 | 8.5 | 50 | 5.5 | 9 | 0 | 225 |
| F | 55 | 6.5 | 64 | 8.3 | 3.24 | 7.84 | 81 |
| K | 47 | 4.9 | 51 | 5.7 | 0.64 | 0.0400000 | 16 |
| 1 | 70 | 9.5 | 65 | 8.5 | 1 | 9 | 25 |
| 2 | 57 | 6.9 | 77 | 10.9 | 16 | 29.16 | 400 |
| 3 | 52 | 5.9 | 67 | 8.9 | 9 | 11.56 | 225 |
| 4 | 62 | 7.9 | 69 | 9.3 | 1.96 | 14.44 | 49 |
| 5 | 48 | 5.1 | 61 | 7.7 | 6.76 | 4.84 | 169 |
| 6 | 57 | 6.9 | 59 | 7.3 | 0.16 | 3.24 | 4 |
| 7 | 62 | 7.9 | 66 | 8.7 | 0.6399999 | 10.24 | 16 |
| 8 | 70 | 9.5 | 67 | 8.9 | 0.36 | 11.56 | 9 |
| 9 | 75 | 10.5 | 65 | 8.5 | 4 | 9 | 100 |
| 0 | 59 | 7.3 | 55 | 6.5 | 0.64 | 1 | 16 |
| | | | | | Sum d2 | Sum D2 | 1335 |
| rp = | 0.5025153 | | | | 53.4 | 111.92 | 36.537651 |
| | | | | | | | |
| Platt, | 1986 | 9 male PTS | SD auto | accidents | litigating | D2 | |
| L | 65 | 8.5 | 46 | 4.7 | 14.44 | 0.64 | 361 |
| F | 55 | 6.5 | 66 | 8.7 | 4.84 | 10.24 | 121 |
| K | 47 | 4.9 | 48 | 5.1 | 0.0399999 | 0.16 | 1 |
| 1 | 70 | 9.5 | 67 | 8.9 | 0.36 | 11.56 | 9 |
| 2 | 57 | 6.9 | 77 | 10.9 | 16 | 29.16 | 400 |
| 3 | 52 | 5.9 | 64 | 8.3 | 5.76 | 7.84 | 144 |
| 4 | 62 | 7.9 | 67 | 8.9 | 1 | 11.56 | 25 |
| 5 | 48 | 5.1 | 61 | 7.7 | 6.76 | 4.84 | 169 |
| 6 | 57 | 6.9 | 59 | 7.3 | 0.16 | 3.24 | 4 |
| 7 | 62 | 7.9 | 66 | 8.7 | 0.6399999 | 10.24 | 16 |
| 8 | 70 | 9.5 | 71 | 9.7 | 0.0399999 | 17.64 | 1 |
| 9 | 75 | 10.5 | 68 | 9.1 | 1.96 | 12.96 | 49 |
| 0 | 59 | 7.3 | 58 | 7.1 | 0.0400000 | 2.56 | 1 |
| | | | | | Sum d2 | Sum D2 | 1301 |
| rp = | 0.5354400 | | | | 52.04 | 122.64 | 36.069377 |
| | | | | | | | |
| Platt, | 1986 | 15 female | PTSD auto | accidents | litigating | D2 | |
| L | 65 | 8.5 | 50 | 5.5 | 9 | 0 | 225 |
| F | 55 | 6.5 | 60 | 7.5 | 1 | 4 | 25 |
| K | 47 | 4.9 | 48 | 5.1 | 0.0399999 | 0.16 | 1 |
| 1 | 70 | 9.5 | 70 | 9.5 | 0 | 16 | 0 |
| 2 | 57 | 6.9 | 75 | 10.5 | 12.96 | 25 | 324 |

| | | | | | | | |
|---|---|---|---|---|---|---|---|
| 3 | 52 | 5.9 | 73 | 10.1 | 17.64 | 21.16 | 441 |
| 4 | 62 | 7.9 | 64 | 8.3 | 0.16 | 7.84 | 4 |
| 5 | 48 | 5.1 | 43 | 4.1 | 1 | 1.96 | 25 |
| 6 | 57 | 6.9 | 59 | 7.3 | 0.16 | 3.24 | 4 |
| 7 | 62 | 7.9 | 66 | 8.7 | 0.6399999 | 10.24 | 16 |
| 8 | 70 | 9.5 | 64 | 8.3 | 1.44 | 7.84 | 36 |
| 9 | 75 | 10.5 | 58 | 7.1 | 11.56 | 2.56 | 289 |
| 0 | 59 | 7.3 | 61 | 7.7 | 0.16 | 4.84 | 4 |
| | | | | | Sum d2 | Sum D2 | 1394 |
| rp = | 0.4688512 | | | | 55.76 | 104.84 | 37.336309 |
| | | | | | | | |
| Platt, | 1986 | 7 female | depressives | | | D2 | |
| L | 65 | 8.5 | 53 | 6.1 | 5.76 | 0.36 | 144 |
| F | 55 | 6.5 | 66 | 8.7 | 4.84 | 10.24 | 121 |
| K | 47 | 4.9 | 46 | 4.7 | 0.0400000 | 0.64 | 1 |
| 1 | 70 | 9.5 | 76 | 10.7 | 1.44 | 27.04 | 36 |
| 2 | 57 | 6.9 | 80 | 11.5 | 21.16 | 36 | 529 |
| 3 | 52 | 5.9 | 75 | 10.5 | 21.16 | 25 | 529 |
| 4 | 62 | 7.9 | 69 | 9.3 | 1.96 | 14.44 | 49 |
| 5 | 48 | 5.1 | 39 | 3.3 | 3.24 | 4.84 | 81 |
| 6 | 57 | 6.9 | 65 | 8.5 | 2.56 | 9 | 64 |
| 7 | 62 | 7.9 | 68 | 9.1 | 1.44 | 12.96 | 36 |
| 8 | 70 | 9.5 | 72 | 9.9 | 0.16 | 19.36 | 4 |
| 9 | 75 | 10.5 | 58 | 7.1 | 11.56 | 2.56 | 289 |
| 0 | 59 | 7.3 | 60 | 7.5 | 0.0400000 | 4 | 1 |
| | | | | | Sum d2 | Sum D2 | 1884 |
| rp = | 0.4823464 | | | | 75.36 | 166.44 | 43.405068 |
| | | | | | | | |
| Pallone, 1998 | | 20 male | pedophiles | w improb | limbic sys | D2 | |
| L | 65 | 8.5 | 60 | 7.5 | 1 | 4 | 25 |
| F | 55 | 6.5 | 60 | 7.5 | 1 | 4 | 25 |
| K | 47 | 4.9 | 55 | 6.5 | 2.56 | 1 | 64 |
| 1 | 70 | 9.5 | 52 | 5.9 | 12.96 | 0.16 | 324 |
| 2 | 57 | 6.9 | 63 | 8.1 | 1.44 | 6.76 | 36 |
| 3 | 52 | 5.9 | 51 | 5.7 | 0.0400000 | 0.0400000 | 1 |
| 4 | 62 | 7.9 | 69 | 9.3 | 1.96 | 14.44 | 49 |
| 5 | 48 | 5.1 | 59 | 7.3 | 4.84 | 3.24 | 121 |
| 6 | 57 | 6.9 | 56 | 6.7 | 0.0400000 | 1.44 | 1 |
| 7 | 62 | 7.9 | 56 | 6.7 | 1.44 | 1.44 | 36 |
| 8 | 70 | 9.5 | 59 | 7.3 | 4.84 | 3.24 | 121 |
| 9 | 75 | 10.5 | 53 | 6.1 | 19.36 | 0.36 | 484 |
| 0 | 59 | 7.3 | 50 | 5.5 | 3.24 | 0 | 81 |
| | | | | | Sum d2 | Sum D2 | 1368 |
| rp = | 0.2410540 | | | | 54.72 | 40.12 | 36.986484 |
| | | | | | | | |
| Pallone, 1998 | | 17 male | pedophiles | w prob | limbic sys | D2 | |

| | | | | | | | |
|---|---|---|---|---|---|---|---|
| L | 65 | 8.5 | 46 | 4.7 | 14.44 | 0.64 | 361 |
| F | 55 | 6.5 | 76 | 10.7 | 17.64 | 27.04 | 441 |
| K | 47 | 4.9 | 44 | 4.3 | 0.3600000 | 1.44 | 9 |
| 1 | 70 | 9.5 | 65 | 8.5 | 1 | 9 | 25 |
| 2 | 57 | 6.9 | 70 | 9.5 | 6.76 | 16 | 169 |
| 3 | 52 | 5.9 | 65 | 8.5 | 6.76 | 9 | 169 |
| 4 | 62 | 7.9 | 71 | 9.7 | 3.24 | 17.64 | 81 |
| 5 | 48 | 5.1 | 64 | 8.3 | 10.24 | 7.84 | 256 |
| 6 | 57 | 6.9 | 70 | 9.5 | 6.76 | 16 | 169 |
| 7 | 62 | 7.9 | 64 | 8.3 | 0.16 | 7.84 | 4 |
| 8 | 70 | 9.5 | 74 | 10.3 | 0.6400000 | 23.04 | 16 |
| 9 | 75 | 10.5 | 58 | 7.1 | 11.56 | 2.56 | 289 |
| 0 | 59 | 7.3 | 58 | 7.1 | 0.0400000 | 2.56 | 1 |
| | | | | | Sum d2 | Sum D2 | 1990 |
| rp = | 0.4094079 | | | | 79.6 | 140.6 | 44.609416 |
| | | | | | | | |
| Otto, 1988 | | 40 male | alcoholics | honest | answers | D2 | |
| L | 65 | 8.5 | 50 | 5.5 | 9 | 0 | 225 |
| F | 55 | 6.5 | 70 | 9.5 | 9 | 16 | 225 |
| K | 47 | 4.9 | 48 | 5.1 | 0.0399999 | 0.16 | 1 |
| 1 | 70 | 9.5 | 70 | 9.5 | 0 | 16 | 0 |
| 2 | 57 | 6.9 | 77 | 10.9 | 16 | 29.16 | 400 |
| 3 | 52 | 5.9 | 69 | 9.3 | 11.56 | 14.44 | 289 |
| 4 | 62 | 7.9 | 74 | 10.3 | 5.76 | 23.04 | 144 |
| 5 | 48 | 5.1 | 67 | 8.9 | 14.44 | 11.56 | 361 |
| 6 | 57 | 6.9 | 67 | 8.9 | 4 | 11.56 | 100 |
| 7 | 62 | 7.9 | 69 | 9.3 | 1.96 | 14.44 | 49 |
| 8 | 70 | 9.5 | 73 | 10.1 | 0.36 | 21.16 | 9 |
| 9 | 75 | 10.5 | 70 | 9.5 | 1 | 16 | 25 |
| 0 | 59 | 7.3 | 56 | 6.7 | 0.36 | 1.44 | 9 |
| | | | | | Sum d2 | Sum D2 | 1837 |
| rp = | 0.5065144 | | | | 73.48 | 174.96 | 42.860237 |
| | | | | | | | |
| Otto, 1988 | | 40 male | alcoholics | dissimluato | ors | D2 | |
| L | 65 | 8.5 | 60 | 7.5 | 1 | 4 | 25 |
| F | 55 | 6.5 | 62 | 7.9 | 1.96 | 5.76 | 49 |
| K | 47 | 4.9 | 61 | 7.7 | 7.84 | 4.84 | 196 |
| 1 | 70 | 9.5 | 62 | 7.9 | 2.56 | 5.76 | 64 |
| 2 | 57 | 6.9 | 65 | 8.5 | 2.56 | 9 | 64 |
| 3 | 52 | 5.9 | 60 | 7.5 | 2.56 | 4 | 64 |
| 4 | 62 | 7.9 | 60 | 7.5 | 0.16 | 4 | 4 |
| 5 | 48 | 5.1 | 61 | 7.7 | 6.76 | 4.84 | 169 |
| 6 | 57 | 6.9 | 59 | 7.3 | 0.16 | 3.24 | 4 |
| 7 | 62 | 7.9 | 60 | 7.5 | 0.16 | 4 | 4 |
| 8 | 70 | 9.5 | 63 | 8.1 | 1.96 | 6.76 | 49 |
| 9 | 75 | 10.5 | 60 | 7.5 | 9 | 4 | 225 |

| | | | | | | | |
|---|---|---|---|---|---|---|---|
| 0 | 59 | 7.3 | 47 | 4.9 | 5.76 | 0.36 | 144 |
| | | | | | Sum d2 | Sum D2 | 1061 |
| rp = | 0.4428983 | | | | 42.44 | 60.56 | 32.572994 |
| | | | | | | | |
| open | | 46 normal s | males | under stan | dard instru | ctions | |
| L | 65 | 8.5 | 45.8 | 4.66 | 14.7456 | 0.7056000 | 368.64 |
| F | 55 | 6.5 | 57.9 | 7.08 | 0.3364 | 2.4964 | 8.4099999 |
| K | 47 | 4.9 | 45.9 | 4.68 | 0.0484000 | 0.6724 | 1.21 |
| 1 | 70 | 9.5 | 52.9 | 6.08 | 11.6964 | 0.3364 | 292.41 |
| 2 | 57 | 6.9 | 49.8 | 5.46 | 2.0736 | 0.0016000 | 51.84 |
| 3 | 52 | 5.9 | 50.1 | 5.52 | 0.1444 | 0.0004000 | 3.6099999 |
| 4 | 62 | 7.9 | 57 | 6.9 | 1 | 1.96 | 25 |
| 5 | 48 | 5.1 | 49 | 5.3 | 0.0400000 | 0.0400000 | 1 |
| 6 | 57 | 6.9 | 53.3 | 6.16 | 0.5476000 | 0.4355999 | 13.69 |
| 7 | 62 | 7.9 | 57.8 | 7.06 | 0.7056000 | 2.4336 | 17.64 |
| 8 | 70 | 9.5 | 58.4 | 7.18 | 5.3824 | 2.8224 | 134.56 |
| 9 | 75 | 10.5 | 61.5 | 7.8 | 7.29 | 5.29 | 182.25 |
| 0 | 59 | 7.3 | 47.4 | 4.98 | 5.3824 | 0.2704 | 134.56 |
| | | | | | Sum d2 | Sum D2 | 1234.82 |
| rp = | 0.1499944 | | | | 49.3928 | 17.4648 | 35.140005 |
| | | | | | | | |
| Open | | 39 normal s | females | under stan | dard instru | ctions | |
| L | 65 | 8.5 | 45.8 | 4.66 | 14.7456 | 0.7056000 | 368.64 |
| F | 55 | 6.5 | 57.9 | 7.08 | 0.3364 | 2.4964 | 8.4099999 |
| K | 47 | 4.9 | 45.9 | 4.68 | 0.0484000 | 0.6724 | 1.21 |
| 1 | 70 | 9.5 | 52.9 | 6.08 | 11.6964 | 0.3364 | 292.41 |
| 2 | 57 | 6.9 | 49.8 | 5.46 | 2.0736 | 0.0016000 | 51.84 |
| 3 | 52 | 5.9 | 50.1 | 5.52 | 0.1444 | 0.0004000 | 3.6099999 |
| 4 | 62 | 7.9 | 57 | 6.9 | 1 | 1.96 | 25 |
| 5 | 48 | 5.1 | 58.3 | 7.16 | 4.2436 | 2.7556 | 106.09 |
| 6 | 57 | 6.9 | 53.3 | 6.16 | 0.5476000 | 0.4355999 | 13.69 |
| 7 | 62 | 7.9 | 57.8 | 7.06 | 0.7056000 | 2.4336 | 17.64 |
| 8 | 70 | 9.5 | 58.4 | 7.18 | 5.3824 | 2.8224 | 134.56 |
| 9 | 75 | 10.5 | 61.5 | 7.8 | 7.29 | 5.29 | 182.25 |
| 0 | 59 | 7.3 | 47.4 | 4.98 | 5.3824 | 0.2704 | 134.56 |
| | | | | | Sum d2 | Sum D2 | 1339.91 |
| rp = | 0.1294820 | | | | 53.5964 | 20.1804 | 36.604781 |
| | | | | | | | |
| Deacon, 2000 | | 100 mixed | TBIs +4 | years. | | | |
| L | 65 | 8.5 | 50.8 | 5.66 | 8.0656 | 0.0255999 | 201.64 |
| F | 55 | 6.5 | 64.76 | 8.452 | 3.8103040 | 8.7143040 | 95.257600 |
| K | 47 | 4.9 | 43.16 | 4.132 | 0.5898240 | 1.871424 | 14.7456 |
| 1 | 70 | 9.5 | 68.06 | 9.112 | 0.150544 | 13.046544 | 3.7635999 |
| 2 | 57 | 6.9 | 71.65 | 9.83 | 8.5849000 | 18.7489 | 214.6225 |
| 3 | 52 | 5.9 | 65.18 | 8.536 | 6.948496 | 9.2172960 | 173.7124 |
| 4 | 62 | 7.9 | 57.79 | 7.058 | 0.7089640 | 2.427364 | 17.7241 |

| | | | | | | | |
|---|---|---|---|---|---|---|---|
| 5 | 48 | 5.1 | 51.11 | 5.722 | 0.386884 | 0.04928399 | 9.6721 |
| 6 | 57 | 6.9 | 58.64 | 7.228 | 0.107584 | 2.985984 | 2.6896 |
| 7 | 62 | 7.9 | 66.23 | 8.746 | 0.715716 | 10.536516 | 17.8929 |
| 8 | 70 | 9.5 | 67.02 | 8.904 | 0.355216 | 11.587216 | 8.8804000 |
| 9 | 75 | 10.5 | 52.45 | 5.99 | 20.3401 | 0.2401 | 508.5025 |
| 0 | 59 | 7.3 | 59.12 | 7.324 | 0.0005760 | 3.326976 | 0.0143999 |
| | | | | | Sum d2 | Sum D2 | 1269.1177 |
| rp = | 0.4448978 | | | | 50.764708 | 82.777508 | 35.624678 |
| | | | | | | | |
| Thiemann, 2000 | | 86 death | row murder | ers | | | |
| L | 65 | 8.5 | 55 | 6.5 | 4 | 1 | 100 |
| F | 55 | 6.5 | 73.9 | 10.28 | 14.2884 | 22.8484 | 357.21 |
| K | 47 | 4.9 | 45.1 | 4.52 | 0.1444 | 0.96039999 | 3.60999999 |
| 1 | 70 | 9.5 | 62.5 | 8 | 2.25 | 6.25 | 56.25 |
| 2 | 57 | 6.9 | 64.8 | 8.46 | 2.4336 | 8.76159999 | 60.84 |
| 3 | 52 | 5.9 | 62.7 | 8.04 | 4.5796 | 6.4516 | 114.49 |
| 4 | 62 | 7.9 | 73.1 | 10.12 | 4.92839999 | 21.3444 | 123.21 |
| 5 | 48 | 5.1 | 45.6 | 4.62 | 0.2304 | 0.7744 | 5.7599999 |
| 6 | 57 | 6.9 | 73.9 | 10.28 | 11.4244 | 22.8484 | 285.61 |
| 7 | 62 | 7.9 | 64.6 | 8.42 | 0.27039999 | 8.52639999 | 6.7599999 |
| 8 | 70 | 9.5 | 72.6 | 10.02 | 0.2704 | 20.4304 | 6.7599999 |
| 9 | 75 | 10.5 | 61 | 7.7 | 7.84 | 4.84 | 196 |
| 0 | 59 | 7.3 | 56.3 | 6.76 | 0.2916 | 1.5876 | 7.2900000 |
| | | | | | Sum d2 | Sum D2 | 1323.79 |
| rp = | 0.5374097 | | | | 52.9516 | 126.6236 | 36.383925 |
| | | | | | | | |
| Megargee, | 1999 | 364 male | prison inm | ates | | | |
| L | 65 | 8.5 | 58 | 7.1 | 1.96 | 2.56 | 49 |
| F | 55 | 6.5 | 56 | 6.7 | 0.0400000 | 1.44 | 1 |
| K | 47 | 4.9 | 50 | 5.5 | 0.36 | 0 | 9 |
| 1 | 70 | 9.5 | 54 | 6.3 | 10.24 | 0.64 | 256 |
| 2 | 57 | 6.9 | 56 | 6.7 | 0.0400000 | 1.44 | 1 |
| 3 | 52 | 5.9 | 53 | 6.1 | 0.03999999 | 0.36 | 1 |
| 4 | 62 | 7.9 | 63 | 8.1 | 0.03999999 | 6.76 | 1 |
| 5 | 48 | 5.1 | 47 | 4.9 | 0.03999999 | 0.36 | 1 |
| 6 | 57 | 6.9 | 58 | 7.1 | 0.03999999 | 2.56 | 1 |
| 7 | 62 | 7.9 | 55 | 6.5 | 1.96 | 1 | 49 |
| 8 | 70 | 9.5 | 56 | 6.7 | 7.84 | 1.44 | 196 |
| 9 | 75 | 10.5 | 56 | 6.7 | 14.44 | 1.44 | 361 |
| 0 | 59 | 7.3 | 52 | 5.9 | 1.96 | 0.16 | 49 |
| | | | | | Sum d2 | Sum D2 | 975 |
| rp = | 0.2812384 | | | | 39 | 20.16 | 31.224989 |
| | | | | | | | |
| Bathurst | 1997 | 258 males | in child cu | stody litiga | tion | | |
| L | 65 | 8.5 | 55.55 | 6.61 | 3.5721 | 1.2321 | 89.302500 |
| F | 55 | 6.5 | 43.55 | 4.21 | 5.2441 | 1.6641 | 131.1025 |

| | | | | | | | |
|---|---|---|---|---|---|---|---|
| K | 47 | 4.9 | 57.85 | 7.07 | 4.7089 | 2.4649 | 117.7225 |
| 1 | 70 | 9.5 | 48.38 | 5.176 | 18.696976 | 0.104976 | 467.4244 |
| 2 | 57 | 6.9 | 47.51 | 5.002 | 3.602404 | 0.248004 | 90.0601 |
| 3 | 52 | 5.9 | 52.57 | 6.014 | 0.012996 | 0.264196 | 0.3249 |
| 4 | 62 | 7.9 | 50.38 | 5.576 | 5.400976 | 0.0057760 | 135.0244 |
| 5 | 48 | 5.1 | 51.1 | 5.72 | 0.3844000 | 0.0484000 | 9.6100000 |
| 6 | 57 | 6.9 | 52.43 | 5.986 | 0.8353960 | 0.236196 | 20.8849 |
| 7 | 62 | 7.9 | 47.3 | 4.96 | 8.6436000 | 0.2916000 | 216.09 |
| 8 | 70 | 9.5 | 46.3 | 4.76 | 22.4676 | 0.5476 | 561.69 |
| 9 | 75 | 10.5 | 48.06 | 5.112 | 29.030544 | 0.150544 | 725.7636 |
| 0 | 59 | 7.3 | 42.9 | 4.08 | 10.3684 | 2.0164 | 259.21 |
| | | | | | Sum d2 | Sum D2 | 2824.2098 |
| rp = | -0.3166234 | | | | 112.968392 | 9.274792 | 53.143294 |
| | | | | | | | |
| Bathurst | 1997 | 250 female | in child cu | stody litiga | tion | | |
| L | 65 | 8.5 | 56.48 | 6.796 | 2.903616 | 1.679616 | 72.590400 |
| F | 55 | 6.5 | 45.82 | 4.664 | 3.370896 | 0.6988960 | 84.2724 |
| K | 47 | 4.9 | 59.53 | 7.406 | 6.280036 | 3.632836 | 157.0009 |
| 1 | 70 | 9.5 | 48.39 | 5.178 | 18.679684 | 0.103684 | 466.9921 |
| 2 | 57 | 6.9 | 45.7 | 4.64 | 5.1076 | 0.7395999 | 127.69 |
| 3 | 52 | 5.9 | 52.04 | 5.908 | 0.0000639 | 0.166464 | 0.0015999 |
| 4 | 62 | 7.9 | 51.38 | 5.776 | 4.511376 | 0.0761760 | 112.7844 |
| 5 | 48 | 5.1 | 50 | 5.5 | 0.16 | 0 | 4 |
| 6 | 57 | 6.9 | 52.44 | 5.988 | 0.8317440 | 0.238144 | 20.7936 |
| 7 | 62 | 7.9 | 47.05 | 4.91 | 8.9401000 | 0.3481000 | 223.5025 |
| 8 | 70 | 9.5 | 47.47 | 4.994 | 20.304036 | 0.256036 | 507.6009 |
| 9 | 75 | 10.5 | 48.64 | 5.228 | 27.793984 | 0.0739840 | 694.8496 |
| 0 | 59 | 7.3 | 42.47 | 3.994 | 10.929636 | 2.268036 | 273.2409 |
| | | | | | Sum d2 | Sum D2 | 2745.3193 |
| rp = | -0.2960750 | | | | 109.81277 | 10.281572 | 52.395794 |
| | | | | | | | |
| Cragar, | 2003 | 58 patien | ts with ES | | | | |
| L | 65 | 8.5 | 55 | 6.5 | 4 | 1 | 100 |
| F | 55 | 6.5 | 59 | 7.3 | 0.64 | 3.24 | 16 |
| K | 47 | 4.9 | 47 | 4.9 | 0 | 0.36 | 0 |
| 1 | 70 | 9.5 | 67 | 8.9 | 0.36 | 11.56 | 9 |
| 2 | 57 | 6.9 | 67 | 8.9 | 4 | 11.56 | 100 |
| 3 | 52 | 5.9 | 63 | 8.1 | 4.84 | 6.76 | 121 |
| 4 | 62 | 7.9 | 55 | 6.5 | 1.96 | 1 | 49 |
| 5 | 48 | 5.1 | 51 | 5.7 | 0.3600000 | 0.0400000 | 9 |
| 6 | 57 | 6.9 | 56 | 6.7 | 0.0400000 | 1.44 | 1 |
| 7 | 62 | 7.9 | 63 | 8.1 | 0.0399999 | 6.76 | 1 |
| 8 | 70 | 9.5 | 63 | 8.1 | 1.96 | 6.76 | 49 |
| 9 | 75 | 10.5 | 54 | 6.3 | 17.64 | 0.64 | 441 |
| 0 | 59 | 7.3 | 55 | 6.5 | 0.64 | 1 | 16 |
| | | | | | Sum d2 | Sum D2 | 912 |

| | | | | | | | |
|---|---|---|---|---|---|---|---|
| rp = | 0.4711510 | | | | 36.48 | 52.12 | 30.199337 |
| | | | | | | | |
| Cragar, | 2003 | 29 patien | ts with | PNES | | | |
| L | 65 | 8.5 | 59 | 7.3 | 1.44 | 3.24 | 36 |
| F | 55 | 6.5 | 63 | 8.1 | 2.56 | 6.76 | 64 |
| K | 47 | 4.9 | 45 | 4.5 | 0.16 | 1 | 4 |
| 1 | 70 | 9.5 | 72 | 9.9 | 0.16 | 19.36 | 4 |
| 2 | 57 | 6.9 | 74 | 10.3 | 11.56 | 23.04 | 289 |
| 3 | 52 | 5.9 | 73 | 10.1 | 17.64 | 21.16 | 441 |
| 4 | 62 | 7.9 | 58 | 7.1 | 0.6400000 | 2.56 | 16 |
| 5 | 48 | 5.1 | 49 | 5.3 | 0.0400000 | 0.0400000 | 1 |
| 6 | 57 | 6.9 | 57 | 6.9 | 0 | 1.96 | 0 |
| 7 | 62 | 7.9 | 65 | 8.5 | 0.36 | 9 | 9 |
| 8 | 70 | 9.5 | 66 | 8.7 | 0.6400000 | 10.24 | 16 |
| 9 | 75 | 10.5 | 56 | 6.7 | 14.44 | 1.44 | 361 |
| 0 | 59 | 7.3 | 60 | 7.5 | 0.0400000 | 4 | 1 |
| | | | | | Sum d2 | Sum D2 | 1242 |
| rp = | 0.5101557 | | | | 49.68 | 103.8 | 35.242020 |
| | | | | | | | |
| Cragar, | 2003 | 19 patien | ts with | ES+PNES | | | |
| L | 65 | 8.5 | 58 | 7.1 | 1.96 | 2.56 | 49 |
| F | 55 | 6.5 | 62 | 7.9 | 1.96 | 5.76 | 49 |
| K | 47 | 4.9 | 44 | 4.3 | 0.3600000 | 1.44 | 9 |
| 1 | 70 | 9.5 | 72 | 9.9 | 0.16 | 19.36 | 4 |
| 2 | 57 | 6.9 | 74 | 10.3 | 11.56 | 23.04 | 289 |
| 3 | 52 | 5.9 | 72 | 9.9 | 16 | 19.36 | 400 |
| 4 | 62 | 7.9 | 57 | 6.9 | 1 | 1.96 | 25 |
| 5 | 48 | 5.1 | 51 | 5.7 | 0.3600000 | 0.0400000 | 9 |
| 6 | 57 | 6.9 | 57 | 6.9 | 0 | 1.96 | 0 |
| 7 | 62 | 7.9 | 70 | 9.5 | 2.56 | 16 | 64 |
| 8 | 70 | 9.5 | 71 | 9.7 | 0.0399999 | 17.64 | 1 |
| 9 | 75 | 10.5 | 56 | 6.7 | 14.44 | 1.44 | 361 |
| 0 | 59 | 7.3 | 59 | 7.3 | 0 | 3.24 | 0 |
| | | | | | Sum d2 | Sum D2 | 1260 |
| rp = | 0.5280014 | | | | 50.4 | 113.8 | 35.496478 |
| | | | | | | | |
| Demir, | 2002 | 17 male | type 1 alco | holics | | | |
| L | 65 | 8.5 | 51.1 | 5.72 | 7.7284 | 0.0484000 | 193.21 |
| F | 55 | 6.5 | 62.4 | 7.98 | 2.1904 | 6.1504 | 54.76 |
| K | 47 | 4.9 | 46.8 | 4.86 | 0.0016000 | 0.4096000 | 0.0400000 |
| 1 | 70 | 9.5 | 58 | 7.1 | 5.76 | 2.56 | 144 |
| 2 | 57 | 6.9 | 57.3 | 6.96 | 0.0035999 | 2.1316 | 0.0899999 |
| 3 | 52 | 5.9 | 57 | 6.9 | 1 | 1.96 | 25 |
| 4 | 62 | 7.9 | 56.5 | 6.8 | 1.21 | 1.69 | 30.25 |
| 5 | 48 | 5.1 | 52.2 | 5.94 | 0.7056000 | 0.1936 | 17.64 |
| 6 | 57 | 6.9 | 58.6 | 7.22 | 0.1024 | 2.9584 | 2.56 |

| | | | | | | | |
|---|---|---|---|---|---|---|---|
| 7 | 62 | 7.9 | 55.7 | 6.64 | 1.5876 | 1.2996 | 39.69 |
| 8 | 70 | 9.5 | 54.3 | 6.36 | 9.8596 | 0.7395999 | 246.49 |
| 9 | 75 | 10.5 | 55 | 6.5 | 16 | 1 | 400 |
| 0 | 59 | 7.3 | 51.2 | 5.74 | 2.4336 | 0.0576000 | 60.84 |
| | | | | | Sum d2 | Sum D2 | 1214.57 |
| rp = | 0.1844527 | | | | 48.5828 | 21.1988 | 34.850681 |
| | | | | | | | |
| Demir, | 2002 | 16 male | type 2 alco | holics | | | |
| L | 65 | 8.5 | 47.2 | 4.94 | 12.6736 | 0.3136 | 316.84 |
| F | 55 | 6.5 | 70.9 | 9.68 | 10.1124 | 17.4724 | 252.81 |
| K | 47 | 4.9 | 42.2 | 3.94 | 0.9216 | 2.4336 | 23.04 |
| 1 | 70 | 9.5 | 59.5 | 7.4 | 4.41 | 3.61 | 110.25 |
| 2 | 57 | 6.9 | 59 | 7.3 | 0.16 | 3.24 | 4 |
| 3 | 52 | 5.9 | 57.3 | 6.96 | 1.1236 | 2.1316 | 28.09 |
| 4 | 62 | 7.9 | 65.2 | 8.54 | 0.4096000 | 9.2416000 | 10.24 |
| 5 | 48 | 5.1 | 49.3 | 5.36 | 0.0675999 | 0.0196000 | 1.6899999 |
| 6 | 57 | 6.9 | 60.7 | 7.64 | 0.5476 | 4.5796 | 13.69 |
| 7 | 62 | 7.9 | 62.9 | 8.08 | 0.0323999 | 6.6564 | 0.8099999 |
| 8 | 70 | 9.5 | 66 | 8.7 | 0.6400000 | 10.24 | 16 |
| 9 | 75 | 10.5 | 58.3 | 7.16 | 11.1556 | 2.7556 | 278.89 |
| 0 | 59 | 7.3 | 60.4 | 7.58 | 0.0784000 | 4.3264 | 1.96 |
| | | | | | Sum d2 | Sum D2 | 1058.31 |
| rp = | 0.4665534 | | | | 42.3324 | 67.0204 | 32.531676 |
| | | | | | | | |
| Megargee, | 1999 | 6794 male | prison inm | ates | | | |
| L | 65 | 8.5 | 53 | 6.1 | 5.76 | 0.36 | 144 |
| F | 55 | 6.5 | 62 | 7.9 | 1.96 | 5.76 | 49 |
| K | 47 | 4.9 | 54.7 | 6.44 | 2.3716 | 0.8836000 | 59.29 |
| 1 | 70 | 9.5 | 59.5 | 7.4 | 4.41 | 3.61 | 110.25 |
| 2 | 57 | 6.9 | 62.2 | 7.94 | 1.0816 | 5.9536 | 27.04 |
| 3 | 52 | 5.9 | 59.8 | 7.46 | 2.4336 | 3.8416 | 60.84 |
| 4 | 62 | 7.9 | 72.8 | 10.06 | 4.6655999 | 20.7936 | 116.64 |
| 5 | 48 | 5.1 | 56.6 | 6.82 | 2.9584 | 1.7424 | 73.96 |
| 6 | 57 | 6.9 | 61.2 | 7.74 | 0.7056 | 5.0176 | 17.64 |
| 7 | 62 | 7.9 | 62.4 | 7.98 | 0.0063999 | 6.1504 | 0.1599999 |
| 8 | 70 | 9.5 | 65.4 | 8.58 | 0.8463999 | 9.4864000 | 21.159999 |
| 9 | 75 | 10.5 | 63.6 | 8.22 | 5.1984 | 7.3984 | 129.96 |
| 0 | 59 | 7.3 | 53.4 | 6.18 | 1.2544 | 0.4624 | 31.36 |
| | | | | | Sum d2 | Sum D2 | 841.3 |
| rp = | 0.5642964 | | | | 33.652 | 71.46 | 29.005171 |
| | | | | | | | |
| Megargee, | 1999 | 1516 fema | le prison | inmates | | | |
| L | 65 | 8.5 | 52.2 | 5.94 | 6.5536 | 0.1936 | 163.84 |
| F | 55 | 6.5 | 62.4 | 7.98 | 2.1904 | 6.1504 | 54.76 |
| K | 47 | 4.9 | 51.9 | 5.88 | 0.9603999 | 0.1444 | 24.01 |
| 1 | 70 | 9.5 | 56.1 | 6.72 | 7.7284 | 1.4884 | 193.21 |

| | | | | | | | |
|---|---|---|---|---|---|---|---|
| 2 | 57 | 6.9 | 58 | 7.1 | 0.03999999 | 2.56 | 1 |
| 3 | 52 | 5.9 | 57.1 | 6.92 | 1.0404 | 2.0164 | 26.01 |
| 4 | 62 | 7.9 | 71.6 | 9.82 | 3.68639999 | 18.6624 | 92.159999 |
| 5 | 48 | 5.1 | 53.1 | 6.12 | 1.0404 | 0.3844 | 26.01 |
| 6 | 57 | 6.9 | 64.9 | 8.48 | 2.4964 | 8.8804 | 62.410000 |
| 7 | 62 | 7.9 | 60.2 | 7.54 | 0.1296 | 4.1616 | 3.2399999 |
| 8 | 70 | 9.5 | 64.8 | 8.46 | 1.0816 | 8.76159999 | 27.04 |
| 9 | 75 | 10.5 | 64.1 | 8.32 | 4.75240000 | 7.95239999 | 118.81 |
| 0 | 59 | 7.3 | 57.2 | 6.94 | 0.1296 | 2.0736 | 3.2399999 |
| | | | | | Sum d2 | Sum D2 | 795.74 |
| rp = | 0.5598150 | | | | 31.8296 | 63.4296 | 28.208863 |
| | | | | | | | |
| Megargee, | 1999 | 356 femal | e prison | inmates | | | |
| L | 65 | 8.5 | 55 | 6.5 | 4 | 1 | 100 |
| F | 55 | 6.5 | 60 | 7.5 | 1 | 4 | 25 |
| K | 47 | 4.9 | 48 | 5.1 | 0.03999999 | 0.16 | 1 |
| 1 | 70 | 9.5 | 54 | 6.3 | 10.24 | 0.64 | 256 |
| 2 | 57 | 6.9 | 55 | 6.5 | 0.16 | 1 | 4 |
| 3 | 52 | 5.9 | 52 | 5.9 | 0 | 0.16 | 0 |
| 4 | 62 | 7.9 | 64 | 8.3 | 0.16 | 7.84 | 4 |
| 5 | 48 | 5.1 | 57 | 6.9 | 3.24 | 1.96 | 81 |
| 6 | 57 | 6.9 | 59 | 7.3 | 0.16 | 3.24 | 4 |
| 7 | 62 | 7.9 | 56 | 6.7 | 1.44 | 1.44 | 36 |
| 8 | 70 | 9.5 | 57 | 6.9 | 6.76 | 1.96 | 169 |
| 9 | 75 | 10.5 | 57 | 6.9 | 12.96 | 1.96 | 324 |
| 0 | 59 | 7.3 | 51 | 5.7 | 2.56 | 0.04000000 | 64 |
| | | | | | Sum d2 | Sum D2 | 1068 |
| rp = | 0.2727272 | | | | 42.72 | 25.4 | 32.680269 |
| | | | | | | | |
| Zalewski | 1994 | 241 male | veterans w | o psychiat | ric disorder | r | |
| L | 65 | 8.5 | 53 | 6.1 | 5.76 | 0.36 | 144 |
| F | 55 | 6.5 | 55 | 6.5 | 0 | 1 | 0 |
| K | 47 | 4.9 | 57 | 6.9 | 4 | 1.96 | 100 |
| 1 | 70 | 9.5 | 54 | 6.3 | 10.24 | 0.64 | 256 |
| 2 | 57 | 6.9 | 60 | 7.5 | 0.36 | 4 | 9 |
| 3 | 52 | 5.9 | 56 | 6.7 | 0.64 | 1.44 | 16 |
| 4 | 62 | 7.9 | 57 | 6.9 | 1 | 1.96 | 25 |
| 5 | 48 | 5.1 | 59 | 7.3 | 4.84 | 3.24 | 121 |
| 6 | 57 | 6.9 | 53 | 6.1 | 0.64000000 | 0.36 | 16 |
| 7 | 62 | 7.9 | 56 | 6.7 | 1.44 | 1.44 | 36 |
| 8 | 70 | 9.5 | 53 | 6.1 | 11.56 | 0.36 | 289 |
| 9 | 75 | 10.5 | 55 | 6.5 | 16 | 1 | 400 |
| 0 | 59 | 7.3 | 53 | 6.1 | 1.44 | 0.36 | 36 |
| | | | | | Sum d2 | Sum D2 | 1448 |
| rp = | 0.07623604 | | | | 57.92 | 18.12 | 38.052595 |

| | | | | | | | |
|---|---|---|---|---|---|---|---|
| Zalewski | 1994 | 241 male | veterans w | ith PTSD | | | |
| L | 65 | 8.5 | 50 | 5.5 | 9 | 0 | 225 |
| F | 55 | 6.5 | 64 | 8.3 | 3.24 | 7.84 | 81 |
| K | 47 | 4.9 | 49 | 5.3 | 0.16 | 0.0400000 | 4 |
| 1 | 70 | 9.5 | 62 | 7.9 | 2.56 | 5.76 | 64 |
| 2 | 57 | 6.9 | 70 | 9.5 | 6.76 | 16 | 169 |
| 3 | 52 | 5.9 | 60 | 7.5 | 2.56 | 4 | 64 |
| 4 | 62 | 7.9 | 67 | 8.9 | 1 | 11.56 | 25 |
| 5 | 48 | 5.1 | 61 | 7.7 | 6.76 | 4.84 | 169 |
| 6 | 57 | 6.9 | 62 | 7.9 | 1 | 5.76 | 25 |
| 7 | 62 | 7.9 | 64 | 8.3 | 0.16 | 7.84 | 4 |
| 8 | 70 | 9.5 | 65 | 8.5 | 1 | 9 | 25 |
| 9 | 75 | 10.5 | 63 | 8.1 | 5.76 | 6.76 | 144 |
| 0 | 59 | 7.3 | 55 | 6.5 | 0.64 | 1 | 16 |
| | | | | | Sum d2 | Sum D2 | 1015 |
| rp = | 0.5233622 | | | | 40.6 | 80.4 | 31.859064 |

| | | | | | | | |
|---|---|---|---|---|---|---|---|
| Zalewski | 1994 | 241 male | veterans w | ith GAD | | | |
| L | 65 | 8.5 | 50 | 5.5 | 9 | 0 | 225 |
| F | 55 | 6.5 | 62 | 7.9 | 1.96 | 5.76 | 49 |
| K | 47 | 4.9 | 49 | 5.3 | 0.16 | 0.0400000 | 4 |
| 1 | 70 | 9.5 | 57 | 6.9 | 6.76 | 1.96 | 169 |
| 2 | 57 | 6.9 | 70 | 9.5 | 6.76 | 16 | 169 |
| 3 | 52 | 5.9 | 58 | 7.1 | 1.44 | 2.56 | 36 |
| 4 | 62 | 7.9 | 64 | 8.3 | 0.16 | 7.84 | 4 |
| 5 | 48 | 5.1 | 64 | 8.3 | 10.24 | 7.84 | 256 |
| 6 | 57 | 6.9 | 62 | 7.9 | 1 | 5.76 | 25 |
| 7 | 62 | 7.9 | 64 | 8.3 | 0.16 | 7.84 | 4 |
| 8 | 70 | 9.5 | 63 | 8.1 | 1.96 | 6.76 | 49 |
| 9 | 75 | 10.5 | 60 | 7.5 | 9 | 4 | 225 |
| 0 | 59 | 7.3 | 58 | 7.1 | 0.0400000 | 2.56 | 1 |
| | | | | | Sum d2 | Sum D2 | 1216 |
| rp = | 0.4172058 | | | | 48.64 | 68.92 | 34.8711915 |

| | | | | | | | |
|---|---|---|---|---|---|---|---|
| Gironda | 1999 | 357 Caucs | males | forensic | | | 154.0001 |
| L | 65 | 8.5 | 54.59 | 6.418 | 4.334724 | 0.8427240 | 108.3681 |
| F | 55 | 6.5 | 64.89 | 8.478 | 3.912484 | 8.868484 | 97.8121 |
| K | 47 | 4.9 | 47 | 4.9 | 0 | 0.36 | 0 |
| 1 | 70 | 9.5 | 59.57 | 7.414 | 4.351396 | 3.663396 | 108.7849 |
| 2 | 57 | 6.9 | 62.03 | 7.906 | 1.012036 | 5.788836 | 25.3009 |
| 3 | 52 | 5.9 | 59.52 | 7.404 | 2.262016 | 3.625216 | 56.5504 |
| 4 | 62 | 7.9 | 66.33 | 8.766 | 0.7499559 | 10.666756 | 18.7489 |
| 5 | 48 | 5.1 | 48.79 | 5.258 | 0.0249640 | 0.058564 | 0.6240999 |
| 6 | 57 | 6.9 | 66.86 | 8.872 | 3.888784 | 11.370384 | 97.2196 |
| 7 | 62 | 7.9 | 62.49 | 7.998 | 0.0096039 | 6.240004 | 0.2401000 |
| 8 | 70 | 9.5 | 64.53 | 8.406 | 1.196836 | 8.444836 | 29.9209 |

| | | | | | | | |
|---|---|---|---|---|---|---|---|
| 9 | 75 | 10.5 | 56.06 | 6.712 | 14.348944 | 1.468944 | 358.7236 |
| 0 | 59 | 7.3 | 56.39 | 6.778 | 0.2724839 | 1.633284 | 6.8121 |
| | | | | | Sum d2 | Sum D2 | 909.1057 |
| rp = | 0.5110877 | | | | 36.364228 | 63.031428 | 30.151379 |
| | | | | | | | |
| Gironda | 1999 | 105 black | males re | forensic | | | 154.0002 |
| L | 65 | 8.5 | 54.91 | 6.482 | 4.072324 | 0.9643239 | 101.8081 |
| F | 55 | 6.5 | 67.22 | 8.944 | 5.973136 | 11.861136 | 149.3284 |
| K | 47 | 4.9 | 46.84 | 4.868 | 0.001024 | 0.399424 | 0.0255999 |
| 1 | 70 | 9.5 | 59.01 | 7.302 | 4.831204 | 3.247204 | 120.7801 |
| 2 | 57 | 6.9 | 59.46 | 7.392 | 0.242064 | 3.579664 | 6.0516 |
| 3 | 52 | 5.9 | 56.06 | 6.712 | 0.659344 | 1.468944 | 16.4836 |
| 4 | 62 | 7.9 | 66.53 | 8.806 | 0.8208360 | 10.929636 | 20.5209 |
| 5 | 48 | 5.1 | 47.79 | 5.058 | 0.0017639 | 0.195364 | 0.0441000 |
| 6 | 57 | 6.9 | 65.46 | 8.592 | 2.8628639 | 9.5604639 | 71.571599 |
| 7 | 62 | 7.9 | 61.18 | 7.736 | 0.0268960 | 4.999696 | 0.6724 |
| 8 | 70 | 9.5 | 67.06 | 8.912 | 0.3457439 | 11.641744 | 8.6435999 |
| 9 | 75 | 10.5 | 62.36 | 7.972 | 6.390784 | 6.110784 | 159.7696 |
| 0 | 59 | 7.3 | 54.73 | 6.446 | 0.729316 | 0.8949159 | 18.2329 |
| | | | | | Sum d2 | Sum D2 | 673.9325 |
| rp = | 0.6207753 | | | | 26.9573 | 65.8533 | 25.960209 |
| | | | | | | | |
| Gironda | 1999 | 102 white | females | forensic | | | 154.0003 |
| L | 65 | 8.5 | 52.78 | 6.056 | 5.973136 | 0.309136 | 149.3284 |
| F | 55 | 6.5 | 64.43 | 8.386 | 3.556996 | 8.3289960 | 88.924900 |
| K | 47 | 4.9 | 49.78 | 5.456 | 0.309136 | 0.0019359 | 7.7284000 |
| 1 | 70 | 9.5 | 61.89 | 7.878 | 2.630884 | 5.654884 | 65.7721 |
| 2 | 57 | 6.9 | 64.58 | 8.416 | 2.298256 | 8.503056 | 57.4564 |
| 3 | 52 | 5.9 | 63.55 | 8.21 | 5.3360999 | 7.3440999 | 133.4025 |
| 4 | 62 | 7.9 | 68.22 | 9.144 | 1.547536 | 13.278736 | 38.6884 |
| 5 | 48 | 5.1 | 48.97 | 5.294 | 0.037636 | 0.0424360 | 0.9408999 |
| 6 | 57 | 6.9 | 65.17 | 8.534 | 2.669956 | 9.205156 | 66.7489 |
| 7 | 62 | 7.9 | 64.52 | 8.404 | 0.254016 | 8.433216 | 6.3503999 |
| 8 | 70 | 9.5 | 63.73 | 8.246 | 1.572516 | 7.5405159 | 39.3129 |
| 9 | 75 | 10.5 | 55.68 | 6.636 | 14.930496 | 1.290496 | 373.2624 |
| 0 | 59 | 7.3 | 54.5 | 6.4 | 0.8099999 | 0.8100000 | 20.25 |
| | | | | | Sum d2 | Sum D2 | 1048.1666 |
| rp = | 0.4824805 | | | | 41.926664 | 70.742664 | 32.375401 |
| | | | | | | | |
| Gironda | 1999 | 37 black | females | forensic | | | 154.0004 |
| L | 65 | 8.5 | 55.62 | 6.624 | 3.519376 | 1.263376 | 87.984400 |
| F | 55 | 6.5 | 71.14 | 9.728 | 10.419984 | 17.875984 | 260.4996 |
| K | 47 | 4.9 | 46.3 | 4.76 | 0.0196000 | 0.5476 | 0.4900000 |
| 1 | 70 | 9.5 | 61.27 | 7.754 | 3.048516 | 5.080516 | 76.212899 |
| 2 | 57 | 6.9 | 61.51 | 7.802 | 0.8136039 | 5.299204 | 20.3401 |
| 3 | 52 | 5.9 | 58.16 | 7.132 | 1.517824 | 2.663424 | 37.9456 |

| | | | | | | | |
|---|---|---|---|---|---|---|---|
| 4 | 62 | 7.9 | 67.24 | 8.948 | 1.098304 | 11.888704 | 27.457599 |
| 5 | 48 | 5.1 | 54.65 | 6.43 | 1.7689 | 0.8648999 | 44.2225 |
| 6 | 57 | 6.9 | 66.51 | 8.802 | 3.617604 | 10.903204 | 90.440100 |
| 7 | 62 | 7.9 | 61.27 | 7.754 | 0.021316 | 5.080516 | 0.5328999 |
| 8 | 70 | 9.5 | 66.35 | 8.77 | 0.5329000 | 10.6929 | 13.3225 |
| 9 | 75 | 10.5 | 59.11 | 7.322 | 10.099684 | 3.319684 | 252.4921 |
| 0 | 59 | 7.3 | 56.16 | 6.732 | 0.3226240 | 1.517824 | 8.0656000 |
| | | | | | Sum d2 | Sum D2 | 920.0059 |
| rp = | 0.5489008 | | | | 36.800236 | 76.997836 | 30.331599 |
| | | | | | | | |
| Watkins, | 2000 | 81 males | sex of chil | dren | | | 521.01 |
| L | 65 | 8.5 | 56 | 6.7 | 3.24 | 1.44 | 81 |
| F | 55 | 6.5 | 62 | 7.9 | 1.96 | 5.76 | 49 |
| K | 47 | 4.9 | 55 | 6.5 | 2.56 | 1 | 64 |
| 1 | 70 | 9.5 | 65 | 8.5 | 1 | 9 | 25 |
| 2 | 57 | 6.9 | 75 | 10.5 | 12.96 | 25 | 324 |
| 3 | 52 | 5.9 | 64 | 8.3 | 5.76 | 7.84 | 144 |
| 4 | 62 | 7.9 | 71 | 9.7 | 3.24 | 17.64 | 81 |
| 5 | 48 | 5.1 | 61 | 7.7 | 6.76 | 4.84 | 169 |
| 6 | 57 | 6.9 | 65 | 8.5 | 2.56 | 9 | 64 |
| 7 | 62 | 7.9 | 66 | 8.7 | 0.6399999 | 10.24 | 16 |
| 8 | 70 | 9.5 | 67 | 8.9 | 0.36 | 11.56 | 9 |
| 9 | 75 | 10.5 | 55 | 6.5 | 16 | 1 | 400 |
| 0 | 59 | 7.3 | 60 | 7.5 | 0.0400000 | 4 | 1 |
| | | | | | Sum d2 | Sum D2 | 1427 |
| rp = | 0.4684298 | | | | 57.08 | 108.32 | 37.775653 |
| | | | | | | | |
| Watkins, | 2000 | 72 males | sex of adul | ts | | | 521.02 |
| L | 65 | 8.5 | 53 | 6.1 | 5.76 | 0.36 | 144 |
| F | 55 | 6.5 | 64 | 8.3 | 3.24 | 7.84 | 81 |
| K | 47 | 4.9 | 53 | 6.1 | 1.44 | 0.36 | 36 |
| 1 | 70 | 9.5 | 59 | 7.3 | 4.84 | 3.24 | 121 |
| 2 | 57 | 6.9 | 70 | 9.5 | 6.76 | 16 | 169 |
| 3 | 52 | 5.9 | 62 | 7.9 | 4 | 5.76 | 100 |
| 4 | 62 | 7.9 | 74 | 10.3 | 5.76 | 23.04 | 144 |
| 5 | 48 | 5.1 | 59 | 7.3 | 4.84 | 3.24 | 121 |
| 6 | 57 | 6.9 | 65 | 8.5 | 2.56 | 9 | 64 |
| 7 | 62 | 7.9 | 64 | 8.3 | 0.16 | 7.84 | 4 |
| 8 | 70 | 9.5 | 69 | 9.3 | 0.0399999 | 14.44 | 1 |
| 9 | 75 | 10.5 | 63 | 8.1 | 5.76 | 6.76 | 144 |
| 0 | 59 | 7.3 | 53 | 6.1 | 1.44 | 0.36 | 36 |
| | | | | | Sum d2 | Sum D2 | 1165 |
| rp = | 0.5200823 | | | | 46.6 | 98.24 | 34.132096 |
| | | | | | | | |
| Domingo, | 2001 | 15 males | who murde | red familiar | | | 103.01 |
| L | 65 | 8.5 | 55.07 | 6.514 | 3.944196 | 1.028196 | 98.6049 |

| | | | | | | | | |
|---|---|---|---|---|---|---|---|---|
| F | 55 | 6.5 | 69.53 | 9.406 | 8.444836 | 15.256836 | 211.1209 | |
| K | 47 | 4.9 | 45.4 | 4.58 | 0.1024 | 0.8464 | 2.56 | |
| 1 | 70 | 9.5 | 57.87 | 7.074 | 5.885476 | 2.477476 | 147.1369 | |
| 2 | 57 | 6.9 | 62.33 | 7.966 | 1.136356 | 6.081156 | 28.4089 | |
| 3 | 52 | 5.9 | 59.13 | 7.326 | 2.033476 | 3.334276 | 50.8369 | |
| 4 | 62 | 7.9 | 70.07 | 9.514 | 2.604996 | 16.112196 | 65.124899 | |
| 5 | 48 | 5.1 | 49.8 | 5.46 | 0.1296 | 0.0016000 | 3.2399999 | |
| 6 | 57 | 6.9 | 63 | 8.1 | 1.44 | 6.76 | 36 | |
| 7 | 62 | 7.9 | 59.87 | 7.474 | 0.1814760 | 3.896676 | 4.5369000 | |
| 8 | 70 | 9.5 | 63.67 | 8.234 | 1.602756 | 7.474756 | 40.0689 | |
| 9 | 75 | 10.5 | 63.67 | 8.234 | 5.134756 | 7.474756 | 128.3689 | |
| 0 | 59 | 7.3 | 55.87 | 6.674 | 0.391876 | 1.378276 | 9.7969000 | |
| | | | | | Sum d2 | Sum D2 | 825.805 | |
| rp = | 0.5724396 | | | | 33.0322 | 72.1226 | 28.736823 | |
| | | | | | | | | |
| Domingo, | 20001 | 17 males | who murde | red strange | rs | | 103.02 | |
| L | 65 | 8.5 | 50.47 | 5.594 | 8.444836 | 0.0088359 | 211.1209 | |
| F | 55 | 6.5 | 71.35 | 9.77 | 10.6929 | 18.2329 | 267.3225 | |
| K | 47 | 4.9 | 46.67 | 4.834 | 0.0043559 | 0.4435559 | 0.1088999 | |
| 1 | 70 | 9.5 | 53.33 | 6.166 | 11.115556 | 0.4435559 | 277.8889 | |
| 2 | 57 | 6.9 | 53.33 | 6.166 | 0.5387560 | 0.4435559 | 13.4689 | |
| 3 | 52 | 5.9 | 52 | 5.9 | 0 | 0.16 | 0 | |
| 4 | 62 | 7.9 | 67.89 | 9.078 | 1.387684 | 12.802084 | 34.6921 | |
| 5 | 48 | 5.1 | 51.17 | 5.734 | 0.401956 | 0.054756 | 10.0489 | |
| 6 | 57 | 6.9 | 65.39 | 8.578 | 2.815684 | 9.474084 | 70.3921 | |
| 7 | 62 | 7.9 | 55.56 | 6.612 | 1.658944 | 1.236544 | 41.4736 | |
| 8 | 70 | 9.5 | 62.33 | 7.966 | 2.353156 | 6.081156 | 58.8289 | |
| 9 | 75 | 10.5 | 65.5 | 8.6 | 3.61 | 9.61 | 90.25 | |
| 0 | 59 | 7.3 | 50.89 | 5.678 | 2.630884 | 0.031684 | 65.7721 | |
| | | | | | Sum d2 | Sum D2 | 1141.3678 | |
| rp = | 0.4072257 | | | | 45.654712 | 59.022712 | 33.784135 | |
| | | | | | | | | |
| Krznaric | 1999 | 34 males | convicted o | f 2 or more | DUIs | Cluster #1 | 288.01 | |
| L | 65 | 8.5 | 59.03 | 7.306 | 1.425636 | 3.261636 | 35.6409 | |
| F | 55 | 6.5 | 46.32 | 4.764 | 3.013696 | 0.541696 | 75.3424 | |
| K | 47 | 4.9 | 54.5 | 6.4 | 2.25 | 0.8100000 | 56.25 | |
| 1 | 70 | 9.5 | 46.65 | 4.83 | 21.8089 | 0.4489 | 545.2225 | |
| 2 | 57 | 6.9 | 46 | 4.7 | 4.84 | 0.64 | 121 | |
| 3 | 52 | 5.9 | 46.71 | 4.842 | 1.119364 | 0.4329639 | 27.9841 | |
| 4 | 62 | 7.9 | 49.79 | 5.458 | 5.963364 | 0.0017639 | 149.0841 | |
| 5 | 48 | 5.1 | 38.18 | 3.136 | 3.857296 | 5.588496 | 96.4324 | |
| 6 | 57 | 6.9 | 47.44 | 4.988 | 3.655744 | 0.262144 | 91.3936 | |
| 7 | 62 | 7.9 | 47.44 | 4.988 | 8.4797440 | 0.262144 | 211.9936 | |
| 8 | 70 | 9.5 | 43.97 | 4.294 | 27.102436 | 1.454436 | 677.5609 | |
| 9 | 75 | 10.5 | 53.47 | 6.194 | 18.541636 | 0.481636 | 463.5409 | |
| 0 | 59 | 7.3 | 41.79 | 3.858 | 11.847364 | 2.696164 | 296.1841 | |

| | | | | | | | |
|---|---|---|---|---|---|---|---|
| | | | | | Sum d2 | Sum D2 | 2847.6295 |
| rp = | -0.2645792 | | | | 113.90518 | 16.88198 | 53.363184 |
| | | | | | | | |
| Krzaric | 1999 | 20 males | convicted o | f 2 or more | DUIs | | 288.02 |
| L | 65 | 8.5 | 55.3 | 6.56 | 3.7636 | 1.1236 | 94.090000 |
| F | 55 | 6.5 | 54 | 6.3 | 0.0400000 | 0.64 | 1 |
| K | 47 | 4.9 | 49.05 | 5.31 | 0.1680999 | 0.0361000 | 4.2024999 |
| 1 | 70 | 9.5 | 55.95 | 6.69 | 7.8961 | 1.4161 | 197.4025 |
| 2 | 57 | 6.9 | 55.4 | 6.58 | 0.1024 | 1.1664 | 2.56 |
| 3 | 52 | 5.9 | 51.9 | 5.88 | 0.0004000 | 0.1444 | 0.0100000 |
| 4 | 62 | 7.9 | 57.5 | 7 | 0.8100000 | 2.25 | 20.25 |
| 5 | 48 | 5.1 | 42.7 | 4.04 | 1.1236 | 2.1316 | 28.09 |
| 6 | 57 | 6.9 | 50.65 | 5.63 | 1.6129 | 0.0169 | 40.3225 |
| 7 | 62 | 7.9 | 48.95 | 5.29 | 6.8121 | 0.0440999 | 170.3025 |
| 8 | 70 | 9.5 | 50.15 | 5.53 | 15.7609 | 0.0008999 | 394.0225 |
| 9 | 75 | 10.5 | 50.1 | 5.52 | 24.8004 | 0.0004000 | 620.01 |
| 0 | 59 | 7.3 | 53.4 | 6.18 | 1.2544 | 0.4624 | 31.36 |
| | | | | | Sum d2 | Sum D2 | 1603.6225 |
| rp = | -0.0435342 | | | | 64.1449 | 9.4329 | 40.045255 |
| | | | | | | | |
| Krzaric | 1999 | 8 males | convicted o | f 2 or more | DUIs | Cluster 3 | 288.03 |
| L | 65 | 8.5 | 45.5 | 4.6 | 15.21 | 0.8100000 | 380.25 |
| F | 55 | 6.5 | 73.12 | 10.124 | 13.133376 | 21.381376 | 328.3344 |
| K | 47 | 4.9 | 42.25 | 3.95 | 0.9025 | 2.4025 | 22.5625 |
| 1 | 70 | 9.5 | 54.62 | 6.424 | 9.461776 | 0.8537759 | 236.5444 |
| 2 | 57 | 6.9 | 61.75 | 7.85 | 0.9024999 | 5.5225 | 22.5625 |
| 3 | 52 | 5.9 | 51.37 | 5.774 | 0.0158760 | 0.0750759 | 0.3969000 |
| 4 | 62 | 7.9 | 68.5 | 9.2 | 1.69 | 13.69 | 42.25 |
| 5 | 48 | 5.1 | 50.75 | 5.65 | 0.3025000 | 0.0225000 | 7.5625 |
| 6 | 57 | 6.9 | 70.75 | 9.65 | 7.5625 | 17.2225 | 189.0625 |
| 7 | 62 | 7.9 | 67.12 | 8.924 | 1.048576 | 11.723776 | 26.2144 |
| 8 | 70 | 9.5 | 69.12 | 9.324 | 0.0309759 | 14.622976 | 0.7743999 |
| 9 | 75 | 10.5 | 62.5 | 8 | 6.25 | 6.25 | 156.25 |
| 0 | 59 | 7.3 | 56.5 | 6.8 | 0.25 | 1.69 | 6.25 |
| | | | | | Sum d2 | Sum D2 | 1419.0145 |
| rp = | 0.4390902 | | | | 56.76058 | 96.26698 | 37.669808 |
| | | | | | | | |
| Bagby | 1999 | 57 males | re child cu | stody & acc | ess | | 31.1 |
| L | 65 | 8.5 | 61.42 | 7.784 | 0.5126559 | 5.216656 | 12.8164 |
| F | 55 | 6.5 | 46.56 | 4.812 | 2.849344 | 0.473344 | 71.2336 |
| K | 47 | 4.9 | 57.12 | 6.924 | 4.096576 | 2.027776 | 102.4144 |
| 1 | 70 | 9.5 | 51 | 5.7 | 14.44 | 0.0400000 | 361 |
| 2 | 57 | 6.9 | 50.05 | 5.51 | 1.9321 | 0.0000999 | 48.3025 |
| 3 | 52 | 5.9 | 54.14 | 6.328 | 0.183184 | 0.6855840 | 4.5796 |
| 4 | 62 | 7.9 | 55.19 | 6.538 | 1.855044 | 1.077444 | 46.3761 |
| 5 | 48 | 5.1 | 51.02 | 5.704 | 0.3648160 | 0.0416160 | 9.1204000 |

| | | | | | | | |
|---|---|---|---|---|---|---|---|
| 6 | 57 | 6.9 | 56.49 | 6.798 | 0.0104040 | 1.684804 | 0.2600999 |
| 7 | 62 | 7.9 | 49.74 | 5.448 | 6.012304 | 0.0027039 | 150.3076 |
| 8 | 70 | 9.5 | 48.4 | 5.18 | 18.6624 | 0.1024 | 466.56 |
| 9 | 75 | 10.5 | 49.18 | 5.336 | 26.666896 | 0.0268959 | 666.6724 |
| 0 | 59 | 7.3 | 44.82 | 4.464 | 8.042896 | 1.073296 | 201.0724 |
| | | | | | Sum d2 | Sum D2 | 2140.7155 |
| rp = | -0.1615287 | | | | 85.62862 | 12.45262 | 46.267866 |
| | | | | | | | |
| Bagby | 1999 | 58 females | re child cu | stody & acc | ess | | 31.2 |
| L | 65 | 8.5 | 62.53 | 8.006 | 0.244036 | 6.280036 | 6.1008999 |
| F | 55 | 6.5 | 48.81 | 5.262 | 1.532644 | 0.0566439 | 38.3161 |
| K | 47 | 4.9 | 57.9 | 7.08 | 4.7524 | 2.4964 | 118.81 |
| 1 | 70 | 9.5 | 50.6 | 5.62 | 15.0544 | 0.0144 | 376.36 |
| 2 | 57 | 6.9 | 51.48 | 5.796 | 1.218816 | 0.0876159 | 30.4704 |
| 3 | 52 | 5.9 | 52.76 | 6.052 | 0.0231039 | 0.304704 | 0.5775999 |
| 4 | 62 | 7.9 | 53.12 | 6.124 | 3.154176 | 0.389376 | 78.8544 |
| 5 | 48 | 5.1 | 52.48 | 5.996 | 0.802816 | 0.246016 | 20.0704 |
| 6 | 57 | 6.9 | 55.79 | 6.658 | 0.0585640 | 1.340964 | 1.4641 |
| 7 | 62 | 7.9 | 50.55 | 5.61 | 5.2441 | 0.0120999 | 131.1025 |
| 8 | 70 | 9.5 | 50.19 | 5.538 | 15.697444 | 0.0014439 | 392.4361 |
| 9 | 75 | 10.5 | 49.31 | 5.362 | 26.399044 | 0.019044 | 659.9761 |
| 0 | 59 | 7.3 | 46.93 | 4.886 | 5.827396 | 0.376996 | 145.6849 |
| | | | | | Sum d2 | Sum D2 | 2000.2235 |
| rp = | -0.1349214 | | | | 80.00894 | 11.62574 | 44.723858 |
| | | | | | | | |
| Charles | 1999 | 49 mixed | Presumed | honest per | sonal injur | ies | 79.1 |
| L | 65 | 8.5 | 53.04 | 6.108 | 5.721664 | 0.369664 | 143.0416 |
| F | 55 | 6.5 | 51.04 | 5.708 | 0.627264 | 0.0432640 | 15.6816 |
| K | 47 | 4.9 | 53.67 | 6.234 | 1.779556 | 0.538756 | 44.4889 |
| 1 | 70 | 9.5 | 63.73 | 8.246 | 1.572516 | 7.5405159 | 39.3129 |
| 2 | 57 | 6.9 | 66.63 | 8.826 | 3.7094759 | 11.062276 | 92.736899 |
| 3 | 52 | 5.9 | 65.06 | 8.512 | 6.822544 | 9.072144 | 170.5636 |
| 4 | 62 | 7.9 | 57.12 | 6.924 | 0.9525760 | 2.027776 | 23.8144 |
| 5 | 48 | 5.1 | 49.49 | 5.398 | 0.0888040 | 0.0104039 | 2.2201000 |
| 6 | 57 | 6.9 | 53.65 | 6.23 | 0.4489000 | 0.5328999 | 11.2225 |
| 7 | 62 | 7.9 | 56.31 | 6.762 | 1.295044 | 1.592644 | 32.3761 |
| 8 | 70 | 9.5 | 55.18 | 6.536 | 8.785296 | 1.073296 | 219.6324 |
| 9 | 75 | 10.5 | 48.41 | 5.182 | 28.281124 | 0.101124 | 707.0281 |
| 0 | 59 | 7.3 | 52.04 | 5.908 | 1.937664 | 0.166464 | 48.4416 |
| | | | | | Sum d2 | Sum D2 | 1550.5607 |
| rp = | 0.1475380 | | | | 62.022428 | 34.131228 | 39.377159 |
| | | | | | | | |
| Charles | 1999 | 62 mixed | Equivocal | honest per | sonal injur | ies | 79.2 |
| L | 65 | 8.5 | 55.16 | 6.532 | 3.873024 | 1.065024 | 96.825600 |
| F | 55 | 6.5 | 67.89 | 9.078 | 6.646084 | 12.802084 | 166.1521 |
| K | 47 | 4.9 | 46.11 | 4.722 | 0.0316840 | 0.6052840 | 0.7921000 |

| | | | | | | | |
|---|---|---|---|---|---|---|---|
| 1 | 70 | 9.5 | 77.08 | 10.916 | 2.005056 | 29.333056 | 50.1264 |
| 2 | 57 | 6.9 | 80.52 | 11.604 | 22.127616 | 37.258816 | 553.1904 |
| 3 | 52 | 5.9 | 79.05 | 11.31 | 29.2681 | 33.7561 | 731.7025 |
| 4 | 62 | 7.9 | 64.53 | 8.406 | 0.256036 | 8.444836 | 6.4009000 |
| 5 | 48 | 5.1 | 48.9 | 5.28 | 0.0323999 | 0.0484000 | 0.8099999 |
| 6 | 57 | 6.9 | 68.24 | 9.148 | 5.053504 | 13.307904 | 126.3376 |
| 7 | 62 | 7.9 | 73.05 | 10.11 | 4.8841 | 21.2521 | 122.1025 |
| 8 | 70 | 9.5 | 75.4 | 10.58 | 1.1664 | 25.8064 | 29.160000 |
| 9 | 75 | 10.5 | 54.32 | 6.364 | 17.106496 | 0.746496 | 427.6624 |
| 0 | 59 | 7.3 | 60.52 | 7.604 | 0.0924160 | 4.426816 | 2.3104000 |
| | | | | | Sum d2 | Sum D2 | 2313.5729 |
| rp = | 0.4404161 | | | | 92.5429159 | 188.853316 | 48.099614 |
| | | | | | | | |
| Charles | 1999 | 40 mixed | Presumed | maling per | sonal injur | ies | 79.3 |
| L | 65 | 8.5 | 56.9 | 6.88 | 2.6244 | 1.9044 | 65.61 |
| F | 55 | 6.5 | 78.55 | 11.21 | 22.1841 | 32.6041 | 554.6025 |
| K | 47 | 4.9 | 47.15 | 4.93 | 0.0008999 | 0.3249 | 0.0224999 |
| 1 | 70 | 9.5 | 84.03 | 12.306 | 7.8736360 | 46.321636 | 196.8409 |
| 2 | 57 | 6.9 | 84.65 | 12.43 | 30.5809 | 48.0249 | 764.5225 |
| 3 | 52 | 5.9 | 83.75 | 12.25 | 40.3225 | 45.5625 | 1008.0625 |
| 4 | 62 | 7.9 | 71.25 | 9.75 | 3.4225 | 18.0625 | 85.5625 |
| 5 | 48 | 5.1 | 53.88 | 6.276 | 1.382976 | 0.6021760 | 34.5744 |
| 6 | 57 | 6.9 | 73.68 | 10.236 | 11.128896 | 22.429696 | 278.2224 |
| 7 | 62 | 7.9 | 79.08 | 11.316 | 11.669056 | 33.825856 | 291.7264 |
| 8 | 70 | 9.5 | 85.65 | 12.63 | 9.7969 | 50.8369 | 244.9225 |
| 9 | 75 | 10.5 | 59.23 | 7.346 | 9.9477160 | 3.407716 | 248.6929 |
| 0 | 59 | 7.3 | 61.07 | 7.714 | 0.171396 | 4.901796 | 4.2849 |
| | | | | | Sum d2 | Sum D2 | 3777.6469 |
| rp = | 0.4065843 | | | | 151.10587 | 308.80907 | 61.462565 |
| | | | | | | | |
| Floyd | 1999 | 72 females | s in maxim | um security | y state pri | son | 124.01 |
| L | 65 | 8.5 | 52 | 5.9 | 6.76 | 0.16 | 169 |
| F | 55 | 6.5 | 61 | 7.7 | 1.44 | 4.84 | 36 |
| K | 47 | 4.9 | 43 | 4.1 | 0.6400000 | 1.96 | 16 |
| 1 | 70 | 9.5 | 51 | 5.7 | 14.44 | 0.0400000 | 361 |
| 2 | 57 | 6.9 | 53 | 6.1 | 0.6400000 | 0.36 | 16 |
| 3 | 52 | 5.9 | 47 | 4.9 | 1 | 0.36 | 25 |
| 4 | 62 | 7.9 | 66 | 8.7 | 0.6399999 | 10.24 | 16 |
| 5 | 48 | 5.1 | 57 | 6.9 | 3.24 | 1.96 | 81 |
| 6 | 57 | 6.9 | 56 | 6.7 | 0.0400000 | 1.44 | 1 |
| 7 | 62 | 7.9 | 55 | 6.5 | 1.96 | 1 | 49 |
| 8 | 70 | 9.5 | 59 | 7.3 | 4.84 | 3.24 | 121 |
| 9 | 75 | 10.5 | 62 | 7.9 | 6.76 | 5.76 | 169 |
| 0 | 59 | 7.3 | 52 | 5.9 | 1.96 | 0.16 | 49 |
| | | | | | Sum d2 | Sum D2 | 1109 |
| rp = | 0.2916001 | | | | 44.36 | 31.52 | 33.301651 |

| | | | | | | | |
|---|---|---|---|---|---|---|---|
| Edinger, | 1979 | 75 male | Ables | | | | 113.01 |
| L | 65 | 8.5 | 50 | 5.5 | 9 | 0 | 225 |
| F | 55 | 6.5 | 64 | 8.3 | 3.24 | 7.84 | 81 |
| K | 47 | 4.9 | 53 | 6.1 | 1.44 | 0.36 | 36 |
| 1 | 70 | 9.5 | 54 | 6.3 | 10.24 | 0.64 | 256 |
| 2 | 57 | 6.9 | 56 | 6.7 | 0.0400000 | 1.44 | 1 |
| 3 | 52 | 5.9 | 55 | 6.5 | 0.36 | 1 | 9 |
| 4 | 62 | 7.9 | 71 | 9.7 | 3.24 | 17.64 | 81 |
| 5 | 48 | 5.1 | 61 | 7.7 | 6.76 | 4.84 | 169 |
| 6 | 57 | 6.9 | 56 | 6.7 | 0.0400000 | 1.44 | 1 |
| 7 | 62 | 7.9 | 54 | 6.3 | 2.56 | 0.64 | 64 |
| 8 | 70 | 9.5 | 59 | 7.3 | 4.84 | 3.24 | 121 |
| 9 | 75 | 10.5 | 78 | 11.1 | 0.36 | 31.36 | 9 |
| 0 | 59 | 7.3 | 46 | 4.7 | 6.76 | 0.64 | 169 |
| | | | | | Sum d2 | Sum D2 | 1222 |
| rp = | 0.4226317 | | | | 48.88 | 71.08 | 34.9571165 |

| | | | | | | | |
|---|---|---|---|---|---|---|---|
| Edinger, | 1979 | 35 male | Bakers | | | | 113.02 |
| L | 65 | 8.5 | 53 | 6.1 | 5.76 | 0.36 | 144 |
| F | 55 | 6.5 | 60 | 7.5 | 1 | 4 | 25 |
| K | 47 | 4.9 | 55 | 6.5 | 2.56 | 1 | 64 |
| 1 | 70 | 9.5 | 49 | 5.3 | 17.64 | 0.0400000 | 441 |
| 2 | 57 | 6.9 | 65 | 8.5 | 2.56 | 9 | 64 |
| 3 | 52 | 5.9 | 55 | 6.5 | 0.36 | 1 | 9 |
| 4 | 62 | 7.9 | 71 | 9.7 | 3.24 | 17.64 | 81 |
| 5 | 48 | 5.1 | 67 | 8.9 | 14.44 | 11.56 | 361 |
| 6 | 57 | 6.9 | 59 | 7.3 | 0.16 | 3.24 | 4 |
| 7 | 62 | 7.9 | 52 | 5.9 | 4 | 0.16 | 100 |
| 8 | 70 | 9.5 | 55 | 6.5 | 9 | 1 | 225 |
| 9 | 75 | 10.5 | 65 | 8.5 | 4 | 9 | 100 |
| 0 | 59 | 7.3 | 49 | 5.3 | 4 | 0.0400000 | 100 |
| | | | | | Sum d2 | Sum D2 | 1718 |
| rp = | 0.2196229 | | | | 68.72 | 58.04 | 41.448763 |

| | | | | | | | |
|---|---|---|---|---|---|---|---|
| Edinger, | 1979 | 76 male | Charlies | | | | 113.03 |
| L | 65 | 8.5 | 50 | 5.5 | 9 | 0 | 225 |
| F | 55 | 6.5 | 80 | 11.5 | 25 | 36 | 625 |
| K | 47 | 4.9 | 48 | 5.1 | 0.0399999 | 0.16 | 1 |
| 1 | 70 | 9.5 | 59 | 7.3 | 4.84 | 3.24 | 121 |
| 2 | 57 | 6.9 | 70 | 9.5 | 6.76 | 16 | 169 |
| 3 | 52 | 5.9 | 60 | 7.5 | 2.56 | 4 | 64 |
| 4 | 62 | 7.9 | 76 | 10.7 | 7.8399999 | 27.04 | 196 |
| 5 | 48 | 5.1 | 64 | 8.3 | 10.24 | 7.84 | 256 |
| 6 | 57 | 6.9 | 79 | 11.3 | 19.36 | 33.64 | 484 |
| 7 | 62 | 7.9 | 73 | 10.1 | 4.84 | 21.16 | 121 |

| | | | | | | | |
|---|---|---|---|---|---|---|---|
| 8 | 70 | 9.5 | 90 | 13.5 | 16 | 64 | 400 |
| 9 | 75 | 10.5 | 75 | 10.5 | 0 | 25 | 0 |
| 0 | 59 | 7.3 | 56 | 6.7 | 0.36 | 1.44 | 9 |
| | | | | | Sum d2 | Sum D2 | 2671 |
| rp = | 0.4600222 | | | | 106.84 | 239.52 | 51.681718 |
| | | | | | | | |
| Edinger, | 1979 | 15 male | Deltas | | | | 113.04 |
| L | 65 | 8.5 | 50 | 5.5 | 9 | 0 | 225 |
| F | 55 | 6.5 | 66 | 8.7 | 4.84 | 10.24 | 121 |
| K | 47 | 4.9 | 55 | 6.5 | 2.56 | 1 | 64 |
| 1 | 70 | 9.5 | 54 | 6.3 | 10.24 | 0.64 | 256 |
| 2 | 57 | 6.9 | 68 | 9.1 | 4.84 | 12.96 | 121 |
| 3 | 52 | 5.9 | 58 | 7.1 | 1.44 | 2.56 | 36 |
| 4 | 62 | 7.9 | 88 | 13.1 | 27.04 | 57.76 | 676 |
| 5 | 48 | 5.1 | 59 | 7.3 | 4.84 | 3.24 | 121 |
| 6 | 57 | 6.9 | 56 | 6.7 | 0.0400000 | 1.44 | 1 |
| 7 | 62 | 7.9 | 56 | 6.7 | 1.44 | 1.44 | 36 |
| 8 | 70 | 9.5 | 59 | 7.3 | 4.84 | 3.24 | 121 |
| 9 | 75 | 10.5 | 70 | 9.5 | 1 | 16 | 25 |
| 0 | 59 | 7.3 | 48 | 5.1 | 4.84 | 0.16 | 121 |
| | | | | | Sum d2 | Sum D2 | 1924 |
| rp = | 0.3505485 | | | | 76.96 | 110.68 | 43.863424 |
| | | | | | | | |
| Edinger, | 1979 | 182 male | Easys | | | | 113.05 |
| L | 65 | 8.5 | 56 | 6.7 | 3.24 | 1.44 | 81 |
| F | 55 | 6.5 | 58 | 7.1 | 0.36 | 2.56 | 9 |
| K | 47 | 4.9 | 59 | 7.3 | 5.76 | 3.24 | 144 |
| 1 | 70 | 9.5 | 57 | 6.9 | 6.76 | 1.96 | 169 |
| 2 | 57 | 6.9 | 70 | 9.5 | 6.76 | 16 | 169 |
| 3 | 52 | 5.9 | 62 | 7.9 | 4 | 5.76 | 100 |
| 4 | 62 | 7.9 | 71 | 9.7 | 3.24 | 17.64 | 81 |
| 5 | 48 | 5.1 | 59 | 7.3 | 4.84 | 3.24 | 121 |
| 6 | 57 | 6.9 | 56 | 6.7 | 0.0400000 | 1.44 | 1 |
| 7 | 62 | 7.9 | 56 | 6.7 | 1.44 | 1.44 | 36 |
| 8 | 70 | 9.5 | 57 | 6.9 | 6.76 | 1.96 | 169 |
| 9 | 75 | 10.5 | 60 | 7.5 | 9 | 4 | 225 |
| 0 | 59 | 7.3 | 51 | 5.7 | 2.56 | 0.0400000 | 64 |
| | | | | | Sum d2 | Sum D2 | 1369 |
| rp = | 0.3355981 | | | | 54.76 | 60.72 | 37 |
| | | | | | | | |
| Edinger, | 1979 | 99 male | Foxtrots | | | | 113.06 |
| L | 65 | 8.5 | 53 | 6.1 | 5.76 | 0.36 | 144 |
| F | 55 | 6.5 | 70 | 9.5 | 9 | 16 | 225 |
| K | 47 | 4.9 | 55 | 6.5 | 2.56 | 1 | 64 |
| 1 | 70 | 9.5 | 54 | 6.3 | 10.24 | 0.64 | 256 |
| 2 | 57 | 6.9 | 63 | 8.1 | 1.44 | 6.76 | 36 |

| | | | | | | | |
|---|---|---|---|---|---|---|---|
| 3 | 52 | 5.9 | 56 | 6.7 | 0.64 | 1.44 | 16 |
| 4 | 62 | 7.9 | 79 | 11.3 | 11.56 | 33.64 | 289 |
| 5 | 48 | 5.1 | 59 | 7.3 | 4.84 | 3.24 | 121 |
| 6 | 57 | 6.9 | 59 | 7.3 | 0.16 | 3.24 | 4 |
| 7 | 62 | 7.9 | 60 | 7.5 | 0.16 | 4 | 4 |
| 8 | 70 | 9.5 | 74 | 10.3 | 0.6400000 | 23.04 | 16 |
| 9 | 75 | 10.5 | 81 | 11.7 | 1.44 | 38.44 | 36 |
| 0 | 59 | 7.3 | 50 | 5.5 | 3.24 | 0 | 81 |
| | | | | | Sum d2 | Sum D2 | 1292 |
| rp = | 0.5560900 | | | | 51.68 | 131.8 | 35.944401 |
| | | | | | | | |
| Edinger, | 1979 | 92 male | Georges | | | | 113.07 |
| L | 65 | 8.5 | 56 | 6.7 | 3.24 | 1.44 | 81 |
| F | 55 | 6.5 | 62 | 7.9 | 1.96 | 5.76 | 49 |
| K | 47 | 4.9 | 59 | 7.3 | 5.76 | 3.24 | 144 |
| 1 | 70 | 9.5 | 62 | 7.9 | 2.56 | 5.76 | 64 |
| 2 | 57 | 6.9 | 72 | 9.9 | 9 | 19.36 | 225 |
| 3 | 52 | 5.9 | 64 | 8.3 | 5.76 | 7.84 | 144 |
| 4 | 62 | 7.9 | 79 | 11.3 | 11.56 | 33.64 | 289 |
| 5 | 48 | 5.1 | 61 | 7.7 | 6.76 | 4.84 | 169 |
| 6 | 57 | 6.9 | 59 | 7.3 | 0.16 | 3.24 | 4 |
| 7 | 62 | 7.9 | 62 | 7.9 | 0 | 5.76 | 0 |
| 8 | 70 | 9.5 | 63 | 8.1 | 1.96 | 6.76 | 49 |
| 9 | 75 | 10.5 | 60 | 7.5 | 9 | 4 | 225 |
| 0 | 59 | 7.3 | 52 | 5.9 | 1.96 | 0.16 | 49 |
| | | | | | Sum d2 | Sum D2 | 1492 |
| rp = | 0.4338835 | | | | 59.68 | 101.8 | 38.626415 |
| | | | | | | | |
| Edinger, | 1979 | 229 male | Hows | | | | 113.08 |
| L | 65 | 8.5 | 53 | 6.1 | 5.76 | 0.36 | 144 |
| F | 55 | 6.5 | 76 | 10.7 | 17.64 | 27.04 | 441 |
| K | 47 | 4.9 | 55 | 6.5 | 2.56 | 1 | 64 |
| 1 | 70 | 9.5 | 72 | 9.9 | 0.16 | 19.36 | 4 |
| 2 | 57 | 6.9 | 87 | 12.9 | 36 | 54.76 | 900 |
| 3 | 52 | 5.9 | 71 | 9.7 | 14.44 | 17.64 | 361 |
| 4 | 62 | 7.9 | 83 | 12.1 | 17.64 | 43.56 | 441 |
| 5 | 48 | 5.1 | 69 | 9.3 | 17.64 | 14.44 | 441 |
| 6 | 57 | 6.9 | 73 | 10.1 | 10.24 | 21.16 | 256 |
| 7 | 62 | 7.9 | 77 | 10.9 | 9 | 29.16 | 225 |
| 8 | 70 | 9.5 | 84 | 12.3 | 7.84 | 46.24 | 196 |
| 9 | 75 | 10.5 | 65 | 8.5 | 4 | 9 | 100 |
| 0 | 59 | 7.3 | 60 | 7.5 | 0.0400000 | 4 | 1 |
| | | | | | Sum d2 | Sum D2 | 3574 |
| rp = | 0.4043829 | | | | 142.96 | 287.72 | 59.782940 |
| | | | | | | | |
| Edinger, | 1979 | 479 male | Items | | | | 113.09 |

| | | | | | | | |
|---|---|---|---|---|---|---|---|
| L | 65 | 8.5 | 56 | 6.7 | 3.24 | 1.44 | 81 |
| F | 55 | 6.5 | 58 | 7.1 | 0.36 | 2.56 | 9 |
| K | 47 | 4.9 | 55 | 6.5 | 2.56 | 1 | 64 |
| 1 | 70 | 9.5 | 52 | 5.9 | 12.96 | 0.16 | 324 |
| 2 | 57 | 6.9 | 63 | 8.1 | 1.44 | 6.76 | 36 |
| 3 | 52 | 5.9 | 55 | 6.5 | 0.36 | 1 | 9 |
| 4 | 62 | 7.9 | 64 | 8.3 | 0.16 | 7.84 | 4 |
| 5 | 48 | 5.1 | 61 | 7.7 | 6.76 | 4.84 | 169 |
| 6 | 57 | 6.9 | 56 | 6.7 | 0.0400000 | 1.44 | 1 |
| 7 | 62 | 7.9 | 56 | 6.7 | 1.44 | 1.44 | 36 |
| 8 | 70 | 9.5 | 55 | 6.5 | 9 | 1 | 225 |
| 9 | 75 | 10.5 | 63 | 8.1 | 5.76 | 6.76 | 144 |
| 0 | 59 | 7.3 | 49 | 5.3 | 4 | 0.0400000 | 100 |
| | | | | | Sum d2 | Sum D2 | 1202 |
| rp = | 0.2808854 | | | | 48.08 | 36.28 | 34.669871 |
| | | | | | | | |
| Edinger, | 1979 | 19 male | Jupiters | | | | 113.1 |
| L | 65 | 8.5 | 50 | 5.5 | 9 | 0 | 225 |
| F | 55 | 6.5 | 73 | 10.1 | 12.96 | 21.16 | 324 |
| K | 47 | 4.9 | 48 | 5.1 | 0.0399999 | 0.16 | 1 |
| 1 | 70 | 9.5 | 54 | 6.3 | 10.24 | 0.64 | 256 |
| 2 | 57 | 6.9 | 63 | 8.1 | 1.44 | 6.76 | 36 |
| 3 | 52 | 5.9 | 55 | 6.5 | 0.36 | 1 | 9 |
| 4 | 62 | 7.9 | 62 | 7.9 | 0 | 5.76 | 0 |
| 5 | 48 | 5.1 | 59 | 7.3 | 4.84 | 3.24 | 121 |
| 6 | 57 | 6.9 | 65 | 8.5 | 2.56 | 9 | 64 |
| 7 | 62 | 7.9 | 71 | 9.7 | 3.24 | 17.64 | 81 |
| 8 | 70 | 9.5 | 76 | 10.7 | 1.44 | 27.04 | 36 |
| 9 | 75 | 10.5 | 78 | 11.1 | 0.36 | 31.36 | 9 |
| 0 | 59 | 7.3 | 51 | 5.7 | 2.56 | 0.0400000 | 64 |
| | | | | | Sum d2 | Sum D2 | 1226 |
| rp = | 0.5585958 | | | | 49.04 | 123.8 | 35.014282 |
| | | | | | | | |
| Edinger, | 1979 | 130 male | Ables | | | | 113.11 |
| L | 65 | 8.5 | 50 | 5.5 | 9 | 0 | 225 |
| F | 55 | 6.5 | 62 | 7.9 | 1.96 | 5.76 | 49 |
| K | 47 | 4.9 | 53 | 6.1 | 1.44 | 0.36 | 36 |
| 1 | 70 | 9.5 | 52 | 5.9 | 12.96 | 0.16 | 324 |
| 2 | 57 | 6.9 | 58 | 7.1 | 0.0399999 | 2.56 | 1 |
| 3 | 52 | 5.9 | 55 | 6.5 | 0.36 | 1 | 9 |
| 4 | 62 | 7.9 | 74 | 10.3 | 5.76 | 23.04 | 144 |
| 5 | 48 | 5.1 | 59 | 7.3 | 4.84 | 3.24 | 121 |
| 6 | 57 | 6.9 | 56 | 6.7 | 0.0400000 | 1.44 | 1 |
| 7 | 62 | 7.9 | 56 | 6.7 | 1.44 | 1.44 | 36 |
| 8 | 70 | 9.5 | 57 | 6.9 | 6.76 | 1.96 | 169 |
| 9 | 75 | 10.5 | 78 | 11.1 | 0.36 | 31.36 | 9 |

| | | | | | | | | |
|---|---|---|---|---|---|---|---|---|
| 0 | 59 | 7.3 | 46 | 4.7 | 6.76 | 0.64 | 169 | |
| | | | | | Sum d2 | Sum D2 | 1293 | |
| rp = | 0.4056538 | | | | 51.72 | 72.96 | 35.958309 | |
| | | | | | | | | |
| Edinger, | 1979 | 39 male | Bakers | | | | 113.12 | |
| L | 65 | 8.5 | 53 | 6.1 | 5.76 | 0.36 | 144 | |
| F | 55 | 6.5 | 58 | 7.1 | 0.36 | 2.56 | 9 | |
| K | 47 | 4.9 | 51 | 5.7 | 0.64 | 0.0400000 | 16 | |
| 1 | 70 | 9.5 | 49 | 5.3 | 17.64 | 0.0400000 | 441 | |
| 2 | 57 | 6.9 | 63 | 8.1 | 1.44 | 6.76 | 36 | |
| 3 | 52 | 5.9 | 51 | 5.7 | 0.0400000 | 0.0400000 | 1 | |
| 4 | 62 | 7.9 | 69 | 9.3 | 1.96 | 14.44 | 49 | |
| 5 | 48 | 5.1 | 61 | 7.7 | 6.76 | 4.84 | 169 | |
| 6 | 57 | 6.9 | 56 | 6.7 | 0.0400000 | 1.44 | 1 | |
| 7 | 62 | 7.9 | 50 | 5.5 | 5.76 | 0 | 144 | |
| 8 | 70 | 9.5 | 53 | 6.1 | 11.56 | 0.36 | 289 | |
| 9 | 75 | 10.5 | 65 | 8.5 | 4 | 9 | 100 | |
| 0 | 59 | 7.3 | 50 | 5.5 | 3.24 | 0 | 81 | |
| | | | | | Sum d2 | Sum D2 | 1480 | |
| rp = | 0.2023713 | | | | 59.2 | 39.88 | 38.470768 | |
| | | | | | | | | |
| Edinger, | 1979 | 78 males | Charlies | | | | 113.13 | |
| L | 65 | 8.5 | 50 | 5.5 | 9 | 0 | 225 | |
| F | 55 | 6.5 | 78 | 11.1 | 21.16 | 31.36 | 529 | |
| K | 47 | 4.9 | 44 | 4.3 | 0.3600000 | 1.44 | 9 | |
| 1 | 70 | 9.5 | 59 | 7.3 | 4.84 | 3.24 | 121 | |
| 2 | 57 | 6.9 | 70 | 9.5 | 6.76 | 16 | 169 | |
| 3 | 52 | 5.9 | 58 | 7.1 | 1.44 | 2.56 | 36 | |
| 4 | 62 | 7.9 | 76 | 10.7 | 7.8399999 | 27.04 | 196 | |
| 5 | 48 | 5.1 | 64 | 8.3 | 10.24 | 7.84 | 256 | |
| 6 | 57 | 6.9 | 79 | 11.3 | 19.36 | 33.64 | 484 | |
| 7 | 62 | 7.9 | 75 | 10.5 | 6.76 | 25 | 169 | |
| 8 | 70 | 9.5 | 90 | 13.5 | 16 | 64 | 400 | |
| 9 | 75 | 10.5 | 75 | 10.5 | 0 | 25 | 0 | |
| 0 | 59 | 7.3 | 60 | 7.5 | 0.0400000 | 4 | 1 | |
| | | | | | Sum d2 | Sum D2 | 2595 | |
| rp = | 0.4734706 | | | | 103.8 | 241.12 | 50.941142 | |
| | | | | | | | | |
| Edinger, | 1979 | 26 male | Deltas | | | | 113.14 | |
| L | 65 | 8.5 | 50 | 5.5 | 9 | 0 | 225 | |
| F | 55 | 6.5 | 62 | 7.9 | 1.96 | 5.76 | 49 | |
| K | 47 | 4.9 | 57 | 6.9 | 4 | 1.96 | 100 | |
| 1 | 70 | 9.5 | 54 | 6.3 | 10.24 | 0.64 | 256 | |
| 2 | 57 | 6.9 | 63 | 8.1 | 1.44 | 6.76 | 36 | |
| 3 | 52 | 5.9 | 56 | 6.7 | 0.64 | 1.44 | 16 | |
| 4 | 62 | 7.9 | 86 | 12.7 | 23.04 | 51.84 | 576 | |

| | | | | | | | |
|---|---|---|---|---|---|---|---|
| 5 | 48 | 5.1 | 53 | 6.1 | 1 | 0.36 | 25 |
| 6 | 57 | 6.9 | 53 | 6.1 | 0.6400000 | 0.36 | 16 |
| 7 | 62 | 7.9 | 56 | 6.7 | 1.44 | 1.44 | 36 |
| 8 | 70 | 9.5 | 57 | 6.9 | 6.76 | 1.96 | 169 |
| 9 | 75 | 10.5 | 65 | 8.5 | 4 | 9 | 100 |
| 0 | 59 | 7.3 | 48 | 5.1 | 4.84 | 0.16 | 121 |
| | | | | | Sum d2 | Sum D2 | 1725 |
| rp = | 0.3101379 | | | | 69 | 81.68 | 41.5331193 |
| | | | | | | | |
| Edinger, | 1979 | 207 males | Easy | | | | 113.15 |
| L | 65 | 8.5 | 56 | 6.7 | 3.24 | 1.44 | 81 |
| F | 55 | 6.5 | 58 | 7.1 | 0.36 | 2.56 | 9 |
| K | 47 | 4.9 | 57 | 6.9 | 4 | 1.96 | 100 |
| 1 | 70 | 9.5 | 57 | 6.9 | 6.76 | 1.96 | 169 |
| 2 | 57 | 6.9 | 68 | 9.1 | 4.84 | 12.96 | 121 |
| 3 | 52 | 5.9 | 60 | 7.5 | 2.56 | 4 | 64 |
| 4 | 62 | 7.9 | 71 | 9.7 | 3.24 | 17.64 | 81 |
| 5 | 48 | 5.1 | 57 | 6.9 | 3.24 | 1.96 | 81 |
| 6 | 57 | 6.9 | 53 | 6.1 | 0.6400000 | 0.36 | 16 |
| 7 | 62 | 7.9 | 56 | 6.7 | 1.44 | 1.44 | 36 |
| 8 | 70 | 9.5 | 57 | 6.9 | 6.76 | 1.96 | 169 |
| 9 | 75 | 10.5 | 75 | 10.5 | 0 | 25 | 0 |
| 0 | 59 | 7.3 | 51 | 5.7 | 2.56 | 0.0400000 | 64 |
| | | | | | Sum d2 | Sum D2 | 991 |
| rp = | 0.5114616 | | | | 39.64 | 73.28 | 31.480152 |
| | | | | | | | |
| Edinger, | 1979 | 103 Male | Foxtrots | | | | 113.16 |
| L | 65 | 8.5 | 50 | 5.5 | 9 | 0 | 225 |
| F | 55 | 6.5 | 70 | 9.5 | 9 | 16 | 225 |
| K | 47 | 4.9 | 53 | 6.1 | 1.44 | 0.36 | 36 |
| 1 | 70 | 9.5 | 57 | 6.9 | 6.76 | 1.96 | 169 |
| 2 | 57 | 6.9 | 63 | 8.1 | 1.44 | 6.76 | 36 |
| 3 | 52 | 5.9 | 55 | 6.5 | 0.36 | 1 | 9 |
| 4 | 62 | 7.9 | 79 | 11.3 | 11.56 | 33.64 | 289 |
| 5 | 48 | 5.1 | 59 | 7.3 | 4.84 | 3.24 | 121 |
| 6 | 57 | 6.9 | 62 | 7.9 | 1 | 5.76 | 25 |
| 7 | 62 | 7.9 | 62 | 7.9 | 0 | 5.76 | 0 |
| 8 | 70 | 9.5 | 76 | 10.7 | 1.44 | 27.04 | 36 |
| 9 | 75 | 10.5 | 81 | 11.7 | 1.44 | 38.44 | 36 |
| 0 | 59 | 7.3 | 50 | 5.5 | 3.24 | 0 | 81 |
| | | | | | Sum d2 | Sum D2 | 1288 |
| rp = | 0.5721640 | | | | 51.52 | 139.96 | 35.888716 |
| | | | | | | | |
| Edinger, | 1979 | 103 males | George | | | | 113.17 |
| L | 65 | 8.5 | 53 | 6.1 | 5.76 | 0.36 | 144 |
| F | 55 | 6.5 | 60 | 7.5 | 1 | 4 | 25 |

| | | | | | | | |
|---|---|---|---|---|---|---|---|
| K | 47 | 4.9 | 57 | 6.9 | 4 | 1.96 | 100 |
| 1 | 70 | 9.5 | 62 | 7.9 | 2.56 | 5.76 | 64 |
| 2 | 57 | 6.9 | 70 | 9.5 | 6.76 | 16 | 169 |
| 3 | 52 | 5.9 | 64 | 8.3 | 5.76 | 7.84 | 144 |
| 4 | 62 | 7.9 | 81 | 11.7 | 14.44 | 38.44 | 361 |
| 5 | 48 | 5.1 | 59 | 7.3 | 4.84 | 3.24 | 121 |
| 6 | 57 | 6.9 | 59 | 7.3 | 0.16 | 3.24 | 4 |
| 7 | 62 | 7.9 | 60 | 7.5 | 0.16 | 4 | 4 |
| 8 | 70 | 9.5 | 61 | 7.7 | 3.24 | 4.84 | 81 |
| 9 | 75 | 10.5 | 60 | 7.5 | 9 | 4 | 225 |
| 0 | 59 | 7.3 | 52 | 5.9 | 1.96 | 0.16 | 49 |
| | | | | | Sum d2 | Sum D2 | 1491 |
| rp = | 0.4119503 | | | | 59.64 | 93.84 | 38.613469 |
| | | | | | | | |
| Edinger, | 1979 | 168 male | Hows | | | | 113.18 |
| L | 65 | 8.5 | 53 | 6.1 | 5.76 | 0.36 | 144 |
| F | 55 | 6.5 | 73 | 10.1 | 12.96 | 21.16 | 324 |
| K | 47 | 4.9 | 51 | 5.7 | 0.64 | 0.0400000 | 16 |
| 1 | 70 | 9.5 | 77 | 10.9 | 1.96 | 29.16 | 49 |
| 2 | 57 | 6.9 | 89 | 13.3 | 40.96 | 60.84 | 1024 |
| 3 | 52 | 5.9 | 69 | 9.3 | 11.56 | 14.44 | 289 |
| 4 | 62 | 7.9 | 86 | 12.7 | 23.04 | 51.84 | 576 |
| 5 | 48 | 5.1 | 71 | 9.7 | 21.16 | 17.64 | 529 |
| 6 | 57 | 6.9 | 79 | 11.3 | 19.36 | 33.64 | 484 |
| 7 | 62 | 7.9 | 87 | 12.9 | 25 | 54.76 | 625 |
| 8 | 70 | 9.5 | 92 | 13.9 | 19.36 | 70.56 | 484 |
| 9 | 75 | 10.5 | 73 | 10.1 | 0.16 | 21.16 | 4 |
| 0 | 59 | 7.3 | 63 | 8.1 | 0.64 | 6.76 | 16 |
| | | | | | Sum d2 | Sum D2 | 4564 |
| rp = | 0.4056130 | | | | 182.56 | 382.36 | 67.557383 |
| | | | | | | | |
| Edinger, | 1979 | 452 male | Items | | | | 113.19 |
| L | 65 | 8.5 | 53 | 6.1 | 5.76 | 0.36 | 144 |
| F | 55 | 6.5 | 58 | 7.1 | 0.36 | 2.56 | 9 |
| K | 47 | 4.9 | 53 | 6.1 | 1.44 | 0.36 | 36 |
| 1 | 70 | 9.5 | 52 | 5.9 | 12.96 | 0.16 | 324 |
| 2 | 57 | 6.9 | 60 | 7.5 | 0.36 | 4 | 9 |
| 3 | 52 | 5.9 | 55 | 6.5 | 0.36 | 1 | 9 |
| 4 | 62 | 7.9 | 64 | 8.3 | 0.16 | 7.84 | 4 |
| 5 | 48 | 5.1 | 59 | 7.3 | 4.84 | 3.24 | 121 |
| 6 | 57 | 6.9 | 56 | 6.7 | 0.0400000 | 1.44 | 1 |
| 7 | 62 | 7.9 | 54 | 6.3 | 2.56 | 0.64 | 64 |
| 8 | 70 | 9.5 | 55 | 6.5 | 9 | 1 | 225 |
| 9 | 75 | 10.5 | 63 | 8.1 | 5.76 | 6.76 | 144 |
| 0 | 59 | 7.3 | 51 | 5.7 | 2.56 | 0.0400000 | 64 |
| | | | | | Sum d2 | Sum D2 | 1154 |

| | | | | | | | |
|---|---|---|---|---|---|---|---|
| rp = | 0.2609670 | | | | 46.16 | 29.4 | 33.970575 |
| | | | | | | | |
| Edinger, | 1979 | 26 male | Jupiters | | | | 113.2 |
| L | 65 | 8.5 | 46 | 4.7 | 14.44 | 0.64 | 361 |
| F | 55 | 6.5 | 68 | 9.1 | 6.76 | 12.96 | 169 |
| K | 47 | 4.9 | 48 | 5.1 | 0.0399999 | 0.16 | 1 |
| 1 | 70 | 9.5 | 54 | 6.3 | 10.24 | 0.64 | 256 |
| 2 | 57 | 6.9 | 58 | 7.1 | 0.0399999 | 2.56 | 1 |
| 3 | 52 | 5.9 | 53 | 6.1 | 0.0399999 | 0.36 | 1 |
| 4 | 62 | 7.9 | 62 | 7.9 | 0 | 5.76 | 0 |
| 5 | 48 | 5.1 | 61 | 7.7 | 6.76 | 4.84 | 169 |
| 6 | 57 | 6.9 | 62 | 7.9 | 1 | 5.76 | 25 |
| 7 | 62 | 7.9 | 73 | 10.1 | 4.84 | 21.16 | 121 |
| 8 | 70 | 9.5 | 80 | 11.5 | 4 | 36 | 100 |
| 9 | 75 | 10.5 | 78 | 11.1 | 0.36 | 31.36 | 9 |
| 0 | 59 | 7.3 | 53 | 6.1 | 1.44 | 0.36 | 36 |
| | | | | | Sum d2 | Sum D2 | 1249 |
| rp = | 0.5496664 | | | | 49.96 | 122.56 | 35.3411940 |
| | | | | | | | |
| Edinger, | 1979 | 16 female | Ables | | | | 113.21 |
| L | 65 | 8.5 | 50 | 5.5 | 9 | 0 | 225 |
| F | 55 | 6.5 | 64 | 8.3 | 3.24 | 7.84 | 81 |
| K | 47 | 4.9 | 51 | 5.7 | 0.64 | 0.0400000 | 16 |
| 1 | 70 | 9.5 | 52 | 5.9 | 12.96 | 0.16 | 324 |
| 2 | 57 | 6.9 | 51 | 5.7 | 1.44 | 0.0400000 | 36 |
| 3 | 52 | 5.9 | 56 | 6.7 | 0.64 | 1.44 | 16 |
| 4 | 62 | 7.9 | 74 | 10.3 | 5.76 | 23.04 | 144 |
| 5 | 48 | 5.1 | 53 | 6.1 | 1 | 0.36 | 25 |
| 6 | 57 | 6.9 | 59 | 7.3 | 0.16 | 3.24 | 4 |
| 7 | 62 | 7.9 | 55 | 6.5 | 1.96 | 1 | 49 |
| 8 | 70 | 9.5 | 61 | 7.7 | 3.24 | 4.84 | 81 |
| 9 | 75 | 10.5 | 75 | 10.5 | 0 | 25 | 0 |
| 0 | 59 | 7.3 | 48 | 5.1 | 4.84 | 0.16 | 121 |
| | | | | | Sum d2 | Sum D2 | 1122 |
| rp = | 0.4438661 | | | | 44.88 | 67.16 | 33.496268 |
| | | | | | | | |
| Edinger, | 1979 | 2 female | Bakers | | | | 113.22 |
| L | 65 | 8.5 | 53 | 6.1 | 5.76 | 0.36 | 144 |
| F | 55 | 6.5 | 58 | 7.1 | 0.36 | 2.56 | 9 |
| K | 47 | 4.9 | 51 | 5.7 | 0.64 | 0.0400000 | 16 |
| 1 | 70 | 9.5 | 50 | 5.5 | 16 | 0 | 400 |
| 2 | 57 | 6.9 | 61 | 7.7 | 0.64 | 4.84 | 16 |
| 3 | 52 | 5.9 | 52 | 5.9 | 0 | 0.16 | 0 |
| 4 | 62 | 7.9 | 69 | 9.3 | 1.96 | 14.44 | 49 |
| 5 | 48 | 5.1 | 55 | 6.5 | 1.96 | 1 | 49 |
| 6 | 57 | 6.9 | 56 | 6.7 | 0.0400000 | 1.44 | 1 |

| | | | | | | | |
|---|---|---|---|---|---|---|---|
| 7 | 62 | 7.9 | 50 | 5.5 | 5.76 | 0 | 144 |
| 8 | 70 | 9.5 | 52 | 5.9 | 12.96 | 0.16 | 324 |
| 9 | 75 | 10.5 | 65 | 8.5 | 4 | 9 | 100 |
| 0 | 59 | 7.3 | 50 | 5.5 | 3.24 | 0 | 81 |
| | | | | | Sum d2 | Sum D2 | 1333 |
| rp = | 0.2197834 | | | | 53.32 | 34 | 36.510272 |
| | | | | | | | |
| Edinger, | 1979 | 7 female | Charlies | | | | 113.23 |
| L | 65 | 8.5 | 50 | 5.5 | 9 | 0 | 225 |
| F | 55 | 6.5 | 78 | 11.1 | 21.16 | 31.36 | 529 |
| K | 47 | 4.9 | 49 | 5.3 | 0.16 | 0.0400000 | 4 |
| 1 | 70 | 9.5 | 58 | 7.1 | 5.76 | 2.56 | 144 |
| 2 | 57 | 6.9 | 63 | 8.1 | 1.44 | 6.76 | 36 |
| 3 | 52 | 5.9 | 52 | 5.9 | 0 | 0.16 | 0 |
| 4 | 62 | 7.9 | 74 | 10.3 | 5.76 | 23.04 | 144 |
| 5 | 48 | 5.1 | 45 | 4.5 | 0.36 | 1 | 9 |
| 6 | 57 | 6.9 | 79 | 11.3 | 19.36 | 33.64 | 484 |
| 7 | 62 | 7.9 | 74 | 10.3 | 5.76 | 23.04 | 144 |
| 8 | 70 | 9.5 | 89 | 13.3 | 14.44 | 60.84 | 361 |
| 9 | 75 | 10.5 | 68 | 9.1 | 1.96 | 12.96 | 49 |
| 0 | 59 | 7.3 | 62 | 7.9 | 0.3600000 | 5.76 | 9 |
| | | | | | Sum d2 | Sum D2 | 2138 |
| rp = | 0.4910129 | | | | 85.52 | 201.16 | 46.238512 |
| | | | | | | | |
| Edinger, | 1979 | 2 female | Deltas | | | | 113.24 |
| L | 65 | 8.5 | 46 | 4.7 | 14.44 | 0.64 | 361 |
| F | 55 | 6.5 | 50 | 5.5 | 1 | 0 | 25 |
| K | 47 | 4.9 | 59 | 7.3 | 5.76 | 3.24 | 144 |
| 1 | 70 | 9.5 | 48 | 5.1 | 19.36 | 0.16 | 484 |
| 2 | 57 | 6.9 | 49 | 5.3 | 2.56 | 0.0400000 | 64 |
| 3 | 52 | 5.9 | 49 | 5.3 | 0.3600000 | 0.0400000 | 9 |
| 4 | 62 | 7.9 | 74 | 10.3 | 5.76 | 23.04 | 144 |
| 5 | 48 | 5.1 | 45 | 4.5 | 0.36 | 1 | 9 |
| 6 | 57 | 6.9 | 41 | 3.7 | 10.24 | 3.24 | 256 |
| 7 | 62 | 7.9 | 50 | 5.5 | 5.76 | 0 | 144 |
| 8 | 70 | 9.5 | 47 | 4.9 | 21.16 | 0.36 | 529 |
| 9 | 75 | 10.5 | 58 | 7.1 | 11.56 | 2.56 | 289 |
| 0 | 59 | 7.3 | 53 | 6.1 | 1.44 | 0.36 | 36 |
| | | | | | Sum d2 | Sum D2 | 2494 |
| rp = | -0.0855277 | | | | 99.76 | 34.68 | 49.939963 |
| | | | | | | | |
| Edinger, | 1979 | 28 female | Easys | | | | 113.25 |
| L | 65 | 8.5 | 53 | 6.1 | 5.76 | 0.36 | 144 |
| F | 55 | 6.5 | 58 | 7.1 | 0.36 | 2.56 | 9 |
| K | 47 | 4.9 | 55 | 6.5 | 2.56 | 1 | 64 |
| 1 | 70 | 9.5 | 60 | 7.5 | 4 | 4 | 100 |

| | | | | | | | |
|---|---|---|---|---|---|---|---|
| 2 | 57 | 6.9 | 63 | 8.1 | 1.44 | 6.76 | 36 |
| 3 | 52 | 5.9 | 66 | 8.7 | 7.8399999 | 10.24 | 196 |
| 4 | 62 | 7.9 | 71 | 9.7 | 3.24 | 17.64 | 81 |
| 5 | 48 | 5.1 | 43 | 4.1 | 1 | 1.96 | 25 |
| 6 | 57 | 6.9 | 59 | 7.3 | 0.16 | 3.24 | 4 |
| 7 | 62 | 7.9 | 56 | 6.7 | 1.44 | 1.44 | 36 |
| 8 | 70 | 9.5 | 55 | 6.5 | 9 | 1 | 225 |
| 9 | 75 | 10.5 | 55 | 6.5 | 16 | 1 | 400 |
| 0 | 59 | 7.3 | 55 | 6.5 | 0.64 | 1 | 16 |
| | | | | | Sum d2 | Sum D2 | 1336 |
| rp = | 0.3104516 | | | | 53.44 | 52.2 | 36.551333 |
| | | | | | | | |
| Edinger, | 1979 | 7 female | Foxtrots | | | | 113.26 |
| L | 65 | 8.5 | 50 | 5.5 | 9 | 0 | 225 |
| F | 55 | 6.5 | 76 | 10.7 | 17.64 | 27.04 | 441 |
| K | 47 | 4.9 | 46 | 4.7 | 0.0400000 | 0.64 | 1 |
| 1 | 70 | 9.5 | 60 | 7.5 | 4 | 4 | 100 |
| 2 | 57 | 6.9 | 63 | 8.1 | 1.44 | 6.76 | 36 |
| 3 | 52 | 5.9 | 61 | 7.7 | 3.24 | 4.84 | 81 |
| 4 | 62 | 7.9 | 79 | 11.3 | 11.56 | 33.64 | 289 |
| 5 | 48 | 5.1 | 45 | 4.5 | 0.36 | 1 | 9 |
| 6 | 57 | 6.9 | 70 | 9.5 | 6.76 | 16 | 169 |
| 7 | 62 | 7.9 | 63 | 8.1 | 0.0399999 | 6.76 | 1 |
| 8 | 70 | 9.5 | 77 | 10.9 | 1.96 | 29.16 | 49 |
| 9 | 75 | 10.5 | 81 | 11.7 | 1.44 | 38.44 | 36 |
| 0 | 59 | 7.3 | 56 | 6.7 | 0.36 | 1.44 | 9 |
| | | | | | Sum d2 | Sum D2 | 1446 |
| rp = | 0.5822620 | | | | 57.84 | 169.72 | 38.026306 |
| | | | | | | | |
| Edinger, | 1979 | 5 female | Georges | | | | 113.27 |
| L | 65 | 8.5 | 56 | 6.7 | 3.24 | 1.44 | 81 |
| F | 55 | 6.5 | 58 | 7.1 | 0.36 | 2.56 | 9 |
| K | 47 | 4.9 | 53 | 6.1 | 1.44 | 0.36 | 36 |
| 1 | 70 | 9.5 | 56 | 6.7 | 7.84 | 1.44 | 196 |
| 2 | 57 | 6.9 | 73 | 10.1 | 10.24 | 21.16 | 256 |
| 3 | 52 | 5.9 | 66 | 8.7 | 7.8399999 | 10.24 | 196 |
| 4 | 62 | 7.9 | 81 | 11.7 | 14.44 | 38.44 | 361 |
| 5 | 48 | 5.1 | 34 | 2.3 | 7.84 | 10.24 | 196 |
| 6 | 57 | 6.9 | 56 | 6.7 | 0.0400000 | 1.44 | 1 |
| 7 | 62 | 7.9 | 58 | 7.1 | 0.6400000 | 2.56 | 16 |
| 8 | 70 | 9.5 | 57 | 6.9 | 6.76 | 1.96 | 169 |
| 9 | 75 | 10.5 | 63 | 8.1 | 5.76 | 6.76 | 144 |
| 0 | 59 | 7.3 | 49 | 5.3 | 4 | 0.0400000 | 100 |
| | | | | | Sum d2 | Sum D2 | 1761 |
| rp = | 0.3550631 | | | | 70.44 | 98.64 | 41.964270 |
| | | | | | | | |

| | | | | | | | |
|---|---|---|---|---|---|---|---|
| Edinger, | 1979 | 13 female | Hows | | | | 113.28 |
| L | 65 | 8.5 | 53 | 6.1 | 5.76 | 0.36 | 144 |
| F | 55 | 6.5 | 73 | 10.1 | 12.96 | 21.16 | 324 |
| K | 47 | 4.9 | 53 | 6.1 | 1.44 | 0.36 | 36 |
| 1 | 70 | 9.5 | 70 | 9.5 | 0 | 16 | 0 |
| 2 | 57 | 6.9 | 82 | 11.9 | 25 | 40.96 | 625 |
| 3 | 52 | 5.9 | 73 | 10.1 | 17.64 | 21.16 | 441 |
| 4 | 62 | 7.9 | 83 | 12.1 | 17.64 | 43.56 | 441 |
| 5 | 48 | 5.1 | 43 | 4.1 | 1 | 1.96 | 25 |
| 6 | 57 | 6.9 | 76 | 10.7 | 14.44 | 27.04 | 361 |
| 7 | 62 | 7.9 | 76 | 10.7 | 7.8399999 | 27.04 | 196 |
| 8 | 70 | 9.5 | 80 | 11.5 | 4 | 36 | 100 |
| 9 | 75 | 10.5 | 63 | 8.1 | 5.76 | 6.76 | 144 |
| 0 | 59 | 7.3 | 69 | 9.3 | 4 | 14.44 | 100 |
| | | | | | Sum d2 | Sum D2 | 2937 |
| rp = | 0.4453781 | | | | 117.48 | 256.8 | 54.194095 |

| | | | | | | | |
|---|---|---|---|---|---|---|---|
| Edinger, | 1979 | 84 female | Items | | | | 113.29 |
| L | 65 | 8.5 | 56 | 6.7 | 3.24 | 1.44 | 81 |
| F | 55 | 6.5 | 58 | 7.1 | 0.36 | 2.56 | 9 |
| K | 47 | 4.9 | 51 | 5.7 | 0.64 | 0.0400000 | 16 |
| 1 | 70 | 9.5 | 50 | 5.5 | 16 | 0 | 400 |
| 2 | 57 | 6.9 | 55 | 6.5 | 0.16 | 1 | 4 |
| 3 | 52 | 5.9 | 52 | 5.9 | 0 | 0.16 | 0 |
| 4 | 62 | 7.9 | 62 | 7.9 | 0 | 5.76 | 0 |
| 5 | 48 | 5.1 | 45 | 4.5 | 0.36 | 1 | 9 |
| 6 | 57 | 6.9 | 44 | 4.3 | 6.76 | 1.44 | 169 |
| 7 | 62 | 7.9 | 51 | 5.7 | 4.84 | 0.0400000 | 121 |
| 8 | 70 | 9.5 | 54 | 6.3 | 10.24 | 0.64 | 256 |
| 9 | 75 | 10.5 | 58 | 7.1 | 11.56 | 2.56 | 289 |
| 0 | 59 | 7.3 | 55 | 6.5 | 0.64 | 1 | 16 |
| | | | | | Sum d2 | Sum D2 | 1370 |
| rp = | 0.1001642 | | | | 54.8 | 17.64 | 37.013511 |

| | | | | | | | |
|---|---|---|---|---|---|---|---|
| Edinger, | 1979 | 16 female | Jupiters | | | | 113.3 |
| L | 65 | 8.5 | 50 | 5.5 | 9 | 0 | 225 |
| F | 55 | 6.5 | 60 | 7.5 | 1 | 4 | 25 |
| K | 47 | 4.9 | 48 | 5.1 | 0.0399999 | 0.16 | 1 |
| 1 | 70 | 9.5 | 37 | 2.9 | 43.56 | 6.76 | 1089 |
| 2 | 57 | 6.9 | 57 | 6.9 | 0 | 1.96 | 0 |
| 3 | 52 | 5.9 | 49 | 5.3 | 0.3600000 | 0.0400000 | 9 |
| 4 | 62 | 7.9 | 60 | 7.5 | 0.16 | 4 | 4 |
| 5 | 48 | 5.1 | 37 | 2.9 | 4.84 | 6.76 | 121 |
| 6 | 57 | 6.9 | 59 | 7.3 | 0.16 | 3.24 | 4 |
| 7 | 62 | 7.9 | 79 | 11.3 | 11.56 | 33.64 | 289 |
| 8 | 70 | 9.5 | 74 | 10.3 | 0.6400000 | 23.04 | 16 |

| | | | | | | | |
|---|---|---|---|---|---|---|---|
| 9 | 75 | 10.5 | 68 | 9.1 | 1.96 | 12.96 | 49 |
| 0 | 59 | 7.3 | 62 | 7.9 | 0.3600000 | 5.76 | 9 |
| | | | | | Sum d2 | Sum D2 | 1841 |
| rp = | 0.3463518 | | | | 73.64 | 102.32 | 42.906875 |
| | | | | | | | |
| Aamodt | 2004 | 625 male | batterers | | | | 0 |
| L | 65 | 8.5 | 53 | 6.1 | 5.76 | 0.36 | 144 |
| F | 55 | 6.5 | 53 | 6.1 | 0.16 | 0.36 | 4 |
| K | 47 | 4.9 | 59 | 7.3 | 5.76 | 3.24 | 144 |
| 1 | 70 | 9.5 | 49 | 5.3 | 17.64 | 0.0400000 | 441 |
| 2 | 57 | 6.9 | 56 | 6.7 | 0.0400000 | 1.44 | 1 |
| 3 | 52 | 5.9 | 55 | 6.5 | 0.36 | 1 | 9 |
| 4 | 62 | 7.9 | 57 | 6.9 | 1 | 1.96 | 25 |
| 5 | 48 | 5.1 | 57 | 6.9 | 3.24 | 1.96 | 81 |
| 6 | 57 | 6.9 | 53 | 6.1 | 0.6400000 | 0.36 | 16 |
| 7 | 62 | 7.9 | 52 | 5.9 | 4 | 0.16 | 100 |
| 8 | 70 | 9.5 | 53 | 6.1 | 11.56 | 0.36 | 289 |
| 9 | 75 | 10.5 | 58 | 7.1 | 11.56 | 2.56 | 289 |
| 0 | 59 | 7.3 | 46 | 4.7 | 6.76 | 0.64 | 169 |
| | | | | | Sum d2 | Sum D2 | 1712 |
| rp = | -0.0353794 | | | | 68.48 | 14.44 | 41.376321 |
| | | | | | | | |
| Aamodt | 2004 | 6604 male | law enforc | ement | | | 0.1 |
| L | 65 | 8.5 | 53 | 6.1 | 5.76 | 0.36 | 144 |
| F | 55 | 6.5 | 64 | 8.3 | 3.24 | 7.84 | 81 |
| K | 47 | 4.9 | 51 | 5.7 | 0.64 | 0.0400000 | 16 |
| 1 | 70 | 9.5 | 59 | 7.3 | 4.84 | 3.24 | 121 |
| 2 | 57 | 6.9 | 70 | 9.5 | 6.76 | 16 | 169 |
| 3 | 52 | 5.9 | 60 | 7.5 | 2.56 | 4 | 64 |
| 4 | 62 | 7.9 | 71 | 9.7 | 3.24 | 17.64 | 81 |
| 5 | 48 | 5.1 | 64 | 8.3 | 10.24 | 7.84 | 256 |
| 6 | 57 | 6.9 | 62 | 7.9 | 1 | 5.76 | 25 |
| 7 | 62 | 7.9 | 66 | 8.7 | 0.6399999 | 10.24 | 16 |
| 8 | 70 | 9.5 | 67 | 8.9 | 0.36 | 11.56 | 9 |
| 9 | 75 | 10.5 | 60 | 7.5 | 9 | 4 | 225 |
| 0 | 59 | 7.3 | 51 | 5.7 | 2.56 | 0.0400000 | 64 |
| | | | | | Sum d2 | Sum D2 | 1271 |
| rp = | 0.4613265 | | | | 50.84 | 88.56 | 35.651086 |
| | | | | | | | |
| Mann | 1992 | 60 state m | ale pedoph | iles | | | 338A |
| L | 65 | 8.5 | 59.58 | 7.416 | 1.175056 | 3.671056 | 29.3764 |
| F | 55 | 6.5 | 55.07 | 6.514 | 0.0001960 | 1.028196 | 0.0049000 |
| K | 47 | 4.9 | 47.95 | 5.09 | 0.0361000 | 0.1680999 | 0.9025000 |
| 1 | 70 | 9.5 | 59.02 | 7.304 | 4.822416 | 3.254416 | 120.5604 |
| 2 | 57 | 6.9 | 57.93 | 7.086 | 0.034596 | 2.515396 | 0.8648999 |
| 3 | 52 | 5.9 | 52.45 | 5.99 | 0.0080999 | 0.2401 | 0.2025000 |

| | | | | | | | |
|---|---|---|---|---|---|---|---|
| 4 | 62 | 7.9 | 61.33 | 7.766 | 0.0179560 | 5.134756 | 0.4489000 |
| 5 | 48 | 5.1 | 45.63 | 4.626 | 0.2246759 | 0.7638759 | 5.6168999 |
| 6 | 57 | 6.9 | 54.92 | 6.484 | 0.173056 | 0.968256 | 4.3263999 |
| 7 | 62 | 7.9 | 54.68 | 6.436 | 2.143296 | 0.876096 | 53.5824 |
| 8 | 70 | 9.5 | 57.43 | 6.986 | 6.320196 | 2.208196 | 158.0049 |
| 9 | 75 | 10.5 | 52.83 | 6.066 | 19.660356 | 0.320356 | 491.5089 |
| 0 | 59 | 7.3 | 56.5 | 6.8 | 0.25 | 1.69 | 6.25 |
| | | | | | Sum d2 | Sum D2 | 871.65 |
| rp = | 0.3486935 | | | | 34.866 | 22.8388 | 29.523719 |
| | | | | | | | |
| Mann | 1992 | 24 male fec | deral pedo | philes | | | 338B |
| L | 65 | 8.5 | 53.54 | 6.208 | 5.253264 | 0.501264 | 131.3316 |
| F | 55 | 6.5 | 53.71 | 6.242 | 0.066564 | 0.550564 | 1.6641 |
| K | 47 | 4.9 | 55.08 | 6.516 | 2.611456 | 1.032256 | 65.2864 |
| 1 | 70 | 9.5 | 54.79 | 6.458 | 9.253764 | 0.917764 | 231.3441 |
| 2 | 57 | 6.9 | 56.04 | 6.708 | 0.0368640 | 1.459264 | 0.9216000 |
| 3 | 52 | 5.9 | 55.92 | 6.684 | 0.614656 | 1.401856 | 15.3664 |
| 4 | 62 | 7.9 | 64.17 | 8.334 | 0.1883559 | 8.031556 | 4.7089000 |
| 5 | 48 | 5.1 | 57 | 6.9 | 3.24 | 1.96 | 81 |
| 6 | 57 | 6.9 | 58.88 | 7.276 | 0.141376 | 3.154176 | 3.5344000 |
| 7 | 62 | 7.9 | 56.25 | 6.75 | 1.3225 | 1.5625 | 33.0625 |
| 8 | 70 | 9.5 | 59.79 | 7.458 | 4.169764 | 3.833764 | 104.2441 |
| 9 | 75 | 10.5 | 46.96 | 4.892 | 31.449664 | 0.369664 | 786.2416 |
| 0 | 59 | 7.3 | 54.79 | 6.458 | 0.7089639 | 0.917764 | 17.7241 |
| | | | | | Sum d2 | Sum D2 | 1476.4298 |
| rp = | 0.11926962 | | | | 59.057192 | 25.692392 | 38.424338 |
| | | | | | | | |
| Mann | 1992 | 25 military | male pedo | philes | | | 338C |
| L | 65 | 8.5 | 59.28 | 7.356 | 1.308736 | 3.444736 | 32.7184 |
| F | 55 | 6.5 | 51.96 | 5.892 | 0.369664 | 0.153664 | 9.2415999 |
| K | 47 | 4.9 | 54.08 | 6.316 | 2.005056 | 0.665856 | 50.1264 |
| 1 | 70 | 9.5 | 51.28 | 5.756 | 14.017536 | 0.0655360 | 350.4384 |
| 2 | 57 | 6.9 | 54.2 | 6.34 | 0.3136 | 0.7056000 | 7.8399999 |
| 3 | 52 | 5.9 | 51.92 | 5.884 | 0.000256 | 0.147456 | 0.0063999 |
| 4 | 62 | 7.9 | 64.16 | 8.332 | 0.1866239 | 8.0202239 | 4.6655999 |
| 5 | 48 | 5.1 | 46.56 | 4.812 | 0.0829439 | 0.473344 | 2.0735999 |
| 6 | 57 | 6.9 | 53.4 | 6.18 | 0.5184000 | 0.4624 | 12.96 |
| 7 | 62 | 7.9 | 51.4 | 5.78 | 4.4944 | 0.0783999 | 112.36 |
| 8 | 70 | 9.5 | 55.36 | 6.572 | 8.573184 | 1.149184 | 214.3296 |
| 9 | 75 | 10.5 | 51.72 | 5.844 | 21.678336 | 0.118336 | 541.9584 |
| 0 | 59 | 7.3 | 54.4 | 6.38 | 0.8464 | 0.7744 | 21.16 |
| | | | | | Sum d2 | Sum D2 | 1359.8784 |
| rp = | 0.0935222 | | | | 54.395136 | 16.259136 | 36.876529 |
| | | | | | | | |
| Kauder | 2003 | 149 police | officers | | | | 270.1 |
| L | 65 | 8.5 | 58.28 | 7.156 | 1.806336 | 2.742336 | 45.1584 |

| | | | | | | | |
|---|---|---|---|---|---|---|---|
| F | 55 | 6.5 | 42.87 | 4.074 | 5.885476 | 2.033476 | 147.1369 |
| K | 47 | 4.9 | 62.97 | 8.094 | 10.201636 | 6.728836 | 255.0409 |
| 1 | 70 | 9.5 | 49.35 | 5.37 | 17.0569 | 0.0169 | 426.4225 |
| 2 | 57 | 6.9 | 44.97 | 4.494 | 5.788836 | 1.012036 | 144.7209 |
| 3 | 52 | 5.9 | 52.24 | 5.948 | 0.002304 | 0.200704 | 0.0576000 |
| 4 | 62 | 7.9 | 52.97 | 6.094 | 3.261636 | 0.3528359 | 81.5409 |
| 5 | 48 | 5.1 | 43.48 | 4.196 | 0.817216 | 1.700416 | 20.4304 |
| 6 | 57 | 6.9 | 49.21 | 5.342 | 2.427364 | 0.0249639 | 60.6841 |
| 7 | 62 | 7.9 | 48.08 | 5.116 | 7.750656 | 0.147456 | 193.7664 |
| 8 | 70 | 9.5 | 48.01 | 5.102 | 19.342404 | 0.158404 | 483.5601 |
| 9 | 75 | 10.5 | 48.36 | 5.172 | 28.387584 | 0.107584 | 709.6896 |
| 0 | 59 | 7.3 | 39.49 | 3.398 | 15.225604 | 4.418404 | 380.6401 |
| | | | | | Sum d2 | Sum D2 | 2948.8488 |
| rp = | -0.2618209 | | | | 117.953952 | 19.644352 | 54.303303 |
| | | | | | | | |
| Ingersoll | 2004 | 76 female | druggers | | | | 251.1 |
| L | 65 | 8.5 | 52 | 5.9 | 6.76 | 0.16 | 169 |
| F | 55 | 6.5 | 70 | 9.5 | 9 | 16 | 225 |
| K | 47 | 4.9 | 42 | 3.9 | 1 | 2.56 | 25 |
| 1 | 70 | 9.5 | 55 | 6.5 | 9 | 1 | 225 |
| 2 | 57 | 6.9 | 57 | 6.9 | 0 | 1.96 | 0 |
| 3 | 52 | 5.9 | 52 | 5.9 | 0 | 0.16 | 0 |
| 4 | 62 | 7.9 | 70 | 9.5 | 2.56 | 16 | 64 |
| 5 | 48 | 5.1 | 51 | 5.7 | 0.3600000 | 0.0400000 | 9 |
| 6 | 57 | 6.9 | 57 | 6.9 | 0 | 1.96 | 0 |
| 7 | 62 | 7.9 | 62 | 7.9 | 0 | 5.76 | 0 |
| 8 | 70 | 9.5 | 62 | 7.9 | 2.56 | 5.76 | 64 |
| 9 | 75 | 10.5 | 61 | 7.7 | 7.84 | 4.84 | 196 |
| 0 | 59 | 7.3 | 55 | 6.5 | 0.64 | 1 | 16 |
| | | | | | Sum d2 | Sum D2 | 993 |
| rp = | 0.4569319 | | | | 39.72 | 57.2 | 31.5119025 |
| | | | | | | | |
| Ingersoll | 2004 | 29 female | druggers | | | | 251.2 |
| L | 65 | 8.5 | 43 | 4.1 | 19.36 | 1.96 | 484 |
| F | 55 | 6.5 | 85 | 12.5 | 36 | 49 | 900 |
| K | 47 | 4.9 | 42 | 3.9 | 1 | 2.56 | 25 |
| 1 | 70 | 9.5 | 62 | 7.9 | 2.56 | 5.76 | 64 |
| 2 | 57 | 6.9 | 73 | 10.1 | 10.24 | 21.16 | 256 |
| 3 | 52 | 5.9 | 64 | 8.3 | 5.76 | 7.84 | 144 |
| 4 | 62 | 7.9 | 87 | 12.9 | 25 | 54.76 | 625 |
| 5 | 48 | 5.1 | 55 | 6.5 | 1.96 | 1 | 49 |
| 6 | 57 | 6.9 | 75 | 10.5 | 12.96 | 25 | 324 |
| 7 | 62 | 7.9 | 74 | 10.3 | 5.76 | 23.04 | 144 |
| 8 | 70 | 9.5 | 75 | 10.5 | 1 | 25 | 25 |
| 9 | 75 | 10.5 | 62 | 7.9 | 6.76 | 5.76 | 169 |
| 0 | 59 | 7.3 | 60 | 7.5 | 0.0400000 | 4 | 1 |

| | | | | | | | |
|---|---|---|---|---|---|---|---|
| | | | | | Sum d2 | Sum D2 | 3210 |
| rp = | 0.3652990 | | | | 128.4 | 226.84 | 56.656861 |
| | | | | | | | |
| Long | 2004 | 192 female | s litigating | re harrassm | ment | | 330.A |
| L | 65 | 8.5 | 56 | 6.7 | 3.24 | 1.44 | 81 |
| F | 55 | 6.5 | 59 | 7.3 | 0.64 | 3.24 | 16 |
| K | 47 | 4.9 | 54 | 6.3 | 1.96 | 0.64 | 49 |
| 1 | 70 | 9.5 | 66 | 8.7 | 0.6400000 | 10.24 | 16 |
| 2 | 57 | 6.9 | 68 | 9.1 | 4.84 | 12.96 | 121 |
| 3 | 52 | 5.9 | 70 | 9.5 | 12.96 | 16 | 324 |
| 4 | 62 | 7.9 | 58 | 7.1 | 0.6400000 | 2.56 | 16 |
| 5 | 48 | 5.1 | 58 | 7.1 | 4 | 2.56 | 100 |
| 6 | 57 | 6.9 | 52 | 5.9 | 1 | 0.16 | 25 |
| 7 | 62 | 7.9 | 65 | 8.5 | 0.36 | 9 | 9 |
| 8 | 70 | 9.5 | 64 | 8.3 | 1.44 | 7.84 | 36 |
| 9 | 75 | 10.5 | 50 | 5.5 | 25 | 0 | 625 |
| 0 | 59 | 7.3 | 53 | 6.1 | 1.44 | 0.36 | 36 |
| | | | | | Sum d2 | Sum D2 | 1454 |
| rp = | 0.3334861 | | | | 58.16 | 67 | 38.131351 |
| | | | | | | | |
| Long | 2004 | 14 males | litigating | re harrassm | nebt | | 330.B |
| L | 65 | 8.5 | 56 | 6.7 | 3.24 | 1.44 | 81 |
| F | 55 | 6.5 | 49 | 5.3 | 1.44 | 0.0400000 | 36 |
| K | 47 | 4.9 | 58 | 7.1 | 4.84 | 2.56 | 121 |
| 1 | 70 | 9.5 | 74 | 10.3 | 0.6400000 | 23.04 | 16 |
| 2 | 57 | 6.9 | 71 | 9.7 | 7.8399999 | 17.64 | 196 |
| 3 | 52 | 5.9 | 76 | 10.7 | 23.04 | 27.04 | 576 |
| 4 | 62 | 7.9 | 59 | 7.3 | 0.3600000 | 3.24 | 9 |
| 5 | 48 | 5.1 | 50 | 5.5 | 0.16 | 0 | 4 |
| 6 | 57 | 6.9 | 63 | 8.1 | 1.44 | 6.76 | 36 |
| 7 | 62 | 7.9 | 65 | 8.5 | 0.36 | 9 | 9 |
| 8 | 70 | 9.5 | 60 | 7.5 | 4 | 4 | 100 |
| 9 | 75 | 10.5 | 50 | 5.5 | 25 | 0 | 625 |
| 0 | 59 | 7.3 | 52 | 5.9 | 1.96 | 0.16 | 49 |
| | | | | | Sum d2 | Sum D2 | 1858 |
| rp = | 0.3200365 | | | | 74.32 | 94.92 | 43.104524 |
| | | | | | | | |
| Cabeen, | 1961 | 120 male | sexual psy | chopaths | before Rx | | 65.1 |
| L | 65 | 8.5 | 53 | 6.1 | 5.76 | 0.36 | 144 |
| F | 55 | 6.5 | 58 | 7.1 | 0.36 | 2.56 | 9 |
| K | 47 | 4.9 | 59 | 7.3 | 5.76 | 3.24 | 144 |
| 1 | 70 | 9.5 | 54 | 6.3 | 10.24 | 0.64 | 256 |
| 2 | 57 | 6.9 | 65 | 8.5 | 2.56 | 9 | 64 |
| 3 | 52 | 5.9 | 60 | 7.5 | 2.56 | 4 | 64 |
| 4 | 62 | 7.9 | 71 | 9.7 | 3.24 | 17.64 | 81 |
| 5 | 48 | 5.1 | 67 | 8.9 | 14.44 | 11.56 | 361 |

| | | | | | | | |
|---|---|---|---|---|---|---|---|
| 6 | 57 | 6.9 | 56 | 6.7 | 0.0400000( | 1.44 | 1 |
| 7 | 62 | 7.9 | 58 | 7.1 | 0.6400000( | 2.56 | 16 |
| 8 | 70 | 9.5 | 63 | 8.1 | 1.96 | 6.76 | 49 |
| 9 | 75 | 10.5 | 58 | 7.1 | 11.56 | 2.56 | 289 |
| 0 | 59 | 7.3 | 79 | 11.3 | 16 | 33.64 | 400 |
| | | | | | Sum d2 | Sum D2 | 1878 |
| rp = | 0.3184540( | | | | 75.12 | 95.96 | 43.335897 |
| | | | | | | | |
| Cabeen, | 1961 | 120 male | sexual psy | chpaths | after Rx | | 65.2 |
| L | 65 | 8.5 | 50 | 5.5 | 9 | 0 | 225 |
| F | 55 | 6.5 | 55 | 6.5 | 0 | 1 | 0 |
| K | 47 | 4.9 | 64 | 8.3 | 11.56 | 7.84 | 289 |
| 1 | 70 | 9.5 | 54 | 6.3 | 10.24 | 0.64 | 256 |
| 2 | 57 | 6.9 | 58 | 7.1 | 0.0399999 | 2.56 | 1 |
| 3 | 52 | 5.9 | 60 | 7.5 | 2.56 | 4 | 64 |
| 4 | 62 | 7.9 | 76 | 10.7 | 7.8399999 | 27.04 | 196 |
| 5 | 48 | 5.1 | 67 | 8.9 | 14.44 | 11.56 | 361 |
| 6 | 57 | 6.9 | 56 | 6.7 | 0.0400000( | 1.44 | 1 |
| 7 | 62 | 7.9 | 56 | 6.7 | 1.44 | 1.44 | 36 |
| 8 | 70 | 9.5 | 63 | 8.1 | 1.96 | 6.76 | 49 |
| 9 | 75 | 10.5 | 60 | 7.5 | 9 | 4 | 225 |
| 0 | 59 | 7.3 | 68 | 9.1 | 3.24 | 12.96 | 81 |
| | | | | | Sum d2 | Sum D2 | 1784 |
| rp = | 0.2933254 | | | | 71.36 | 81.24 | 42.237424 |
| | | | | | | | |
| Davis, | 1991 | 61 male ch | hild moles | ters pre- | incarceratic | on | 93.1 |
| L | 65 | 8.5 | 53 | 6.1 | 5.76 | 0.36 | 144 |
| F | 55 | 6.5 | 62 | 7.9 | 1.96 | 5.76 | 49 |
| K | 47 | 4.9 | 55 | 6.5 | 2.56 | 1 | 64 |
| 1 | 70 | 9.5 | 59 | 7.3 | 4.84 | 3.24 | 121 |
| 2 | 57 | 6.9 | 70 | 9.5 | 6.76 | 16 | 169 |
| 3 | 52 | 5.9 | 64 | 8.3 | 5.76 | 7.84 | 144 |
| 4 | 62 | 7.9 | 74 | 10.3 | 5.76 | 23.04 | 144 |
| 5 | 48 | 5.1 | 67 | 8.9 | 14.44 | 11.56 | 361 |
| 6 | 57 | 6.9 | 62 | 7.9 | 1 | 5.76 | 25 |
| 7 | 62 | 7.9 | 64 | 8.3 | 0.16 | 7.84 | 4 |
| 8 | 70 | 9.5 | 67 | 8.9 | 0.36 | 11.56 | 9 |
| 9 | 75 | 10.5 | 60 | 7.5 | 9 | 4 | 225 |
| 0 | 59 | 7.3 | 60 | 7.5 | 0.0400000( | 4 | 1 |
| | | | | | Sum d2 | Sum D2 | 1460 |
| rp = | 0.4430669 | | | | 58.4 | 101.96 | 38.209946 |
| | | | | | | | |
| Davis, | 1991 | 61 male | child mole | ters post | incarceratic | on | 93.1 |
| L | 65 | 8.5 | 50 | 5.5 | 9 | 0 | 225 |
| F | 55 | 6.5 | 62 | 7.9 | 1.96 | 5.76 | 49 |
| K | 47 | 4.9 | 55 | 6.5 | 2.56 | 1 | 64 |

| | | | | | | | |
|---|---|---|---|---|---|---|---|
| 1 | 70 | 9.5 | 57 | 6.9 | 6.76 | 1.96 | 169 |
| 2 | 57 | 6.9 | 63 | 8.1 | 1.44 | 6.76 | 36 |
| 3 | 52 | 5.9 | 60 | 7.5 | 2.56 | 4 | 64 |
| 4 | 62 | 7.9 | 74 | 10.3 | 5.76 | 23.04 | 144 |
| 5 | 48 | 5.1 | 64 | 8.3 | 10.24 | 7.84 | 256 |
| 6 | 57 | 6.9 | 62 | 7.9 | 1 | 5.76 | 25 |
| 7 | 62 | 7.9 | 60 | 7.5 | 0.16 | 4 | 4 |
| 8 | 70 | 9.5 | 65 | 8.5 | 1 | 9 | 25 |
| 9 | 75 | 10.5 | 63 | 8.1 | 5.76 | 6.76 | 144 |
| 0 | 59 | 7.3 | 52 | 5.9 | 1.96 | 0.16 | 49 |
| | | | | | Sum d2 | Sum D2 | 1254 |
| rp = | 0.4285714 | | | | 50.16 | 76.04 | 35.411862 |
| | | | | | | | |
| Chaffin | 1992 | 36 males | father-daug | ghter inces | t | | 79.01 |
| L | 65 | 8.5 | 53 | 6.1 | 5.76 | 0.36 | 144 |
| F | 55 | 6.5 | 58 | 7.1 | 0.36 | 2.56 | 9 |
| K | 47 | 4.9 | 48 | 5.1 | 0.0399999 | 0.16 | 1 |
| 1 | 70 | 9.5 | 54 | 6.3 | 10.24 | 0.64 | 256 |
| 2 | 57 | 6.9 | 63 | 8.1 | 1.44 | 6.76 | 36 |
| 3 | 52 | 5.9 | 56 | 6.7 | 0.64 | 1.44 | 16 |
| 4 | 62 | 7.9 | 64 | 8.3 | 0.16 | 7.84 | 4 |
| 5 | 48 | 5.1 | 57 | 6.9 | 3.24 | 1.96 | 81 |
| 6 | 57 | 6.9 | 59 | 7.3 | 0.16 | 3.24 | 4 |
| 7 | 62 | 7.9 | 58 | 7.1 | 0.6400000 | 2.56 | 16 |
| 8 | 70 | 9.5 | 57 | 6.9 | 6.76 | 1.96 | 169 |
| 9 | 75 | 10.5 | 53 | 6.1 | 19.36 | 0.36 | 484 |
| 0 | 59 | 7.3 | 55 | 6.5 | 0.64 | 1 | 16 |
| | | | | | Sum d2 | Sum D2 | 1236 |
| rp = | 0.2372724 | | | | 49.44 | 30.84 | 35.156791 |
| | | | | | | | |
| Villanueva | 1988 | 27 male | convicted | felons | | | 517.1 |
| L | 65 | 8.5 | 53 | 6.1 | 5.76 | 0.36 | 144 |
| F | 55 | 6.5 | 66 | 8.7 | 4.84 | 10.24 | 121 |
| K | 47 | 4.9 | 51 | 5.7 | 0.64 | 0.0400000 | 16 |
| 1 | 70 | 9.5 | 57 | 6.9 | 6.76 | 1.96 | 169 |
| 2 | 57 | 6.9 | 65 | 8.5 | 2.56 | 9 | 64 |
| 3 | 52 | 5.9 | 58 | 7.1 | 1.44 | 2.56 | 36 |
| 4 | 62 | 7.9 | 74 | 10.3 | 5.76 | 23.04 | 144 |
| 5 | 48 | 5.1 | 59 | 7.3 | 4.84 | 3.24 | 121 |
| 6 | 57 | 6.9 | 62 | 7.9 | 1 | 5.76 | 25 |
| 7 | 62 | 7.9 | 66 | 8.7 | 0.6399999 | 10.24 | 16 |
| 8 | 70 | 9.5 | 67 | 8.9 | 0.36 | 11.56 | 9 |
| 9 | 75 | 10.5 | 70 | 9.5 | 1 | 16 | 25 |
| 0 | 59 | 7.3 | 55 | 6.5 | 0.64 | 1 | 16 |
| | | | | | Sum d2 | Sum D2 | 906 |
| rp = | 0.5986710 | | | | 36.24 | 95 | 30.099833 |

| | | | | | | | |
|---|---|---|---|---|---|---|---|
| Villanueva | 1988 | 71 male | convicted | felons | | | 517.2 |
| L | 65 | 8.5 | 56 | 6.7 | 3.24 | 1.44 | 81 |
| F | 55 | 6.5 | 62 | 7.9 | 1.96 | 5.76 | 49 |
| K | 47 | 4.9 | 55 | 6.5 | 2.56 | 1 | 64 |
| 1 | 70 | 9.5 | 57 | 6.9 | 6.76 | 1.96 | 169 |
| 2 | 57 | 6.9 | 65 | 8.5 | 2.56 | 9 | 64 |
| 3 | 52 | 5.9 | 60 | 7.5 | 2.56 | 4 | 64 |
| 4 | 62 | 7.9 | 74 | 10.3 | 5.76 | 23.04 | 144 |
| 5 | 48 | 5.1 | 61 | 7.7 | 6.76 | 4.84 | 169 |
| 6 | 57 | 6.9 | 59 | 7.3 | 0.16 | 3.24 | 4 |
| 7 | 62 | 7.9 | 60 | 7.5 | 0.16 | 4 | 4 |
| 8 | 70 | 9.5 | 63 | 8.1 | 1.96 | 6.76 | 49 |
| 9 | 75 | 10.5 | 65 | 8.5 | 4 | 9 | 100 |
| 0 | 59 | 7.3 | 54 | 6.3 | 1 | 0.64 | 25 |
| | | | | | Sum d2 | Sum D2 | 986 |
| rp = | 0.5174944 | | | | 39.44 | 74.68 | 31.400636 |
| | | | | | | | |
| Valliant, | 1992 | 11 males | convicted | rapists | | | 511.3 |
| L | 65 | 8.5 | 53 | 6.1 | 5.76 | 0.36 | 144 |
| F | 55 | 6.5 | 73 | 10.1 | 12.96 | 21.16 | 324 |
| K | 47 | 4.9 | 53 | 6.1 | 1.44 | 0.36 | 36 |
| 1 | 70 | 9.5 | 65 | 8.5 | 1 | 9 | 25 |
| 2 | 57 | 6.9 | 72 | 9.9 | 9 | 19.36 | 225 |
| 3 | 52 | 5.9 | 64 | 8.3 | 5.76 | 7.84 | 144 |
| 4 | 62 | 7.9 | 71 | 9.7 | 3.24 | 17.64 | 81 |
| 5 | 48 | 5.1 | 71 | 9.7 | 21.16 | 17.64 | 529 |
| 6 | 57 | 6.9 | 67 | 8.9 | 4 | 11.56 | 100 |
| 7 | 62 | 7.9 | 71 | 9.7 | 3.24 | 17.64 | 81 |
| 8 | 70 | 9.5 | 73 | 10.1 | 0.36 | 21.16 | 9 |
| 9 | 75 | 10.5 | 70 | 9.5 | 1 | 16 | 25 |
| 0 | 59 | 7.3 | 53 | 6.1 | 1.44 | 0.36 | 36 |
| | | | | | Sum d2 | Sum D2 | 1759 |
| rp = | 0.4970693 | | | | 70.36 | 160.08 | 41.940433 |
| | | | | | | | |
| Valliant, | 1992 | 8 male se | xual moles | ters | | | 511.4 |
| L | 65 | 8.5 | 56 | 6.7 | 3.24 | 1.44 | 81 |
| F | 55 | 6.5 | 73 | 10.1 | 12.96 | 21.16 | 324 |
| K | 47 | 4.9 | 57 | 6.9 | 4 | 1.96 | 100 |
| 1 | 70 | 9.5 | 59 | 7.3 | 4.84 | 3.24 | 121 |
| 2 | 57 | 6.9 | 75 | 10.5 | 12.96 | 25 | 324 |
| 3 | 52 | 5.9 | 64 | 8.3 | 5.76 | 7.84 | 144 |
| 4 | 62 | 7.9 | 71 | 9.7 | 3.24 | 17.64 | 81 |
| 5 | 48 | 5.1 | 73 | 10.1 | 25 | 21.16 | 625 |
| 6 | 57 | 6.9 | 65 | 8.5 | 2.56 | 9 | 64 |
| 7 | 62 | 7.9 | 64 | 8.3 | 0.16 | 7.84 | 4 |

| | | | | | | | |
|---|---|---|---|---|---|---|---|
| 8 | 70 | 9.5 | 69 | 9.3 | 0.0399999 | 14.44 | 1 |
| 9 | 75 | 10.5 | 60 | 7.5 | 9 | 4 | 225 |
| 0 | 59 | 7.3 | 60 | 7.5 | 0.0400000 | 4 | 1 |
| | | | | | Sum d2 | Sum D2 | 2095 |
| rp = | 0.3835515 | | | | 83.8 | 138.72 | 45.7711699 |
| | | | | | | | |
| Valliant, | 1992 | 10 males | convicted | of incest | | | 511.5 |
| L | 65 | 8.5 | 60 | 7.5 | 1 | 4 | 25 |
| F | 55 | 6.5 | 64 | 8.3 | 3.24 | 7.84 | 81 |
| K | 47 | 4.9 | 57 | 6.9 | 4 | 1.96 | 100 |
| 1 | 70 | 9.5 | 59 | 7.3 | 4.84 | 3.24 | 121 |
| 2 | 57 | 6.9 | 70 | 9.5 | 6.76 | 16 | 169 |
| 3 | 52 | 5.9 | 62 | 7.9 | 4 | 5.76 | 100 |
| 4 | 62 | 7.9 | 64 | 8.3 | 0.16 | 7.84 | 4 |
| 5 | 48 | 5.1 | 74 | 10.3 | 27.04 | 23.04 | 676 |
| 6 | 57 | 6.9 | 62 | 7.9 | 1 | 5.76 | 25 |
| 7 | 62 | 7.9 | 58 | 7.1 | 0.6400000 | 2.56 | 16 |
| 8 | 70 | 9.5 | 59 | 7.3 | 4.84 | 3.24 | 121 |
| 9 | 75 | 10.5 | 63 | 8.1 | 5.76 | 6.76 | 144 |
| 0 | 59 | 7.3 | 58 | 7.1 | 0.0400000 | 2.56 | 1 |
| | | | | | Sum d2 | Sum D2 | 1583 |
| rp = | 0.3768943 | | | | 63.32 | 90.56 | 39.786932 |
| | | | | | | | |
| Valliant, | 1992 | 16 males | charged wi | th assault | | | 511.6 |
| L | 65 | 8.5 | 53 | 6.1 | 5.76 | 0.36 | 144 |
| F | 55 | 6.5 | 73 | 10.1 | 12.96 | 21.16 | 324 |
| K | 47 | 4.9 | 53 | 6.1 | 1.44 | 0.36 | 36 |
| 1 | 70 | 9.5 | 59 | 7.3 | 4.84 | 3.24 | 121 |
| 2 | 57 | 6.9 | 72 | 9.9 | 9 | 19.36 | 225 |
| 3 | 52 | 5.9 | 60 | 7.5 | 2.56 | 4 | 64 |
| 4 | 62 | 7.9 | 69 | 9.3 | 1.96 | 14.44 | 49 |
| 5 | 48 | 5.1 | 64 | 8.3 | 10.24 | 7.84 | 256 |
| 6 | 57 | 6.9 | 65 | 8.5 | 2.56 | 9 | 64 |
| 7 | 62 | 7.9 | 64 | 8.3 | 0.16 | 7.84 | 4 |
| 8 | 70 | 9.5 | 65 | 8.5 | 1 | 9 | 25 |
| 9 | 75 | 10.5 | 63 | 8.1 | 5.76 | 6.76 | 144 |
| 0 | 59 | 7.3 | 56 | 6.7 | 0.36 | 1.44 | 9 |
| | | | | | Sum d2 | Sum D2 | 1465 |
| rp = | 0.4491445 | | | | 58.6 | 104.8 | 38.275318 |
| | | | | | | | |
| Cole | 1991 | Cluster #1 | male feder | ral inmates | | N=36 | 83.01 |
| L | 65 | 8.5 | 60 | 7.5 | 1 | 4 | 25 |
| F | 55 | 6.5 | 53 | 6.1 | 0.16 | 0.36 | 4 |
| K | 47 | 4.9 | 50 | 5.5 | 0.36 | 0 | 9 |
| 1 | 70 | 9.5 | 49 | 5.3 | 17.64 | 0.0400000 | 441 |
| 2 | 57 | 6.9 | 58 | 7.1 | 0.0399999 | 2.56 | 1 |

| | | | | | | | |
|---|---|---|---|---|---|---|---|
| 3 | 52 | 5.9 | 51 | 5.7 | 0.0400000 | 0.0400000 | 1 |
| 4 | 62 | 7.9 | 61 | 7.7 | 0.0400000 | 4.84 | 1 |
| 5 | 48 | 5.1 | 53 | 6.1 | 1 | 0.36 | 25 |
| 6 | 57 | 6.9 | 59 | 7.3 | 0.16 | 3.24 | 4 |
| 7 | 62 | 7.9 | 55 | 6.5 | 1.96 | 1 | 49 |
| 8 | 70 | 9.5 | 53 | 6.1 | 11.56 | 0.36 | 289 |
| 9 | 75 | 10.5 | 51 | 5.7 | 23.04 | 0.0400000 | 576 |
| 0 | 59 | 7.3 | 56 | 6.7 | 0.36 | 1.44 | 9 |
| | | | | | Sum d2 | Sum D2 | 1434 |
| rp = | 0.08224 | | | | 57.36 | 18.28 | 37.868192 |
| | | | | | | | |
| Cole | 1991 | Cluster #2 | 42 male | federal inm | ates | | 83.02 |
| L | 65 | 8.5 | 61 | 7.7 | 0.64 | 4.84 | 16 |
| F | 55 | 6.5 | 48 | 5.1 | 1.96 | 0.16 | 49 |
| K | 47 | 4.9 | 55 | 6.5 | 2.56 | 1 | 64 |
| 1 | 70 | 9.5 | 55 | 6.5 | 9 | 1 | 225 |
| 2 | 57 | 6.9 | 52 | 5.9 | 1 | 0.16 | 25 |
| 3 | 52 | 5.9 | 50 | 5.5 | 0.16 | 0 | 4 |
| 4 | 62 | 7.9 | 62 | 7.9 | 0 | 5.76 | 0 |
| 5 | 48 | 5.1 | 42 | 3.9 | 1.44 | 2.56 | 36 |
| 6 | 57 | 6.9 | 47 | 4.9 | 4 | 0.36 | 100 |
| 7 | 62 | 7.9 | 48 | 5.1 | 7.84 | 0.16 | 196 |
| 8 | 70 | 9.5 | 51 | 5.7 | 14.44 | 0.0400000 | 361 |
| 9 | 75 | 10.5 | 59 | 7.3 | 10.24 | 3.24 | 256 |
| 0 | 59 | 7.3 | 46 | 4.7 | 6.76 | 0.64 | 169 |
| | | | | | Sum d2 | Sum D2 | 1501 |
| rp = | 0.0714506 | | | | 60.04 | 19.92 | 38.742741 |
| | | | | | | | |
| Cole | 1991 | Cluster #3 | 52 male | federal inm | ates | | 83.03 |
| L | 65 | 8.5 | 61 | 7.7 | 0.64 | 4.84 | 16 |
| F | 55 | 6.5 | 48 | 5.1 | 1.96 | 0.16 | 49 |
| K | 47 | 4.9 | 50 | 5.5 | 0.36 | 0 | 9 |
| 1 | 70 | 9.5 | 45 | 4.5 | 25 | 1 | 625 |
| 2 | 57 | 6.9 | 47 | 4.9 | 4 | 0.36 | 100 |
| 3 | 52 | 5.9 | 41 | 3.7 | 4.84 | 3.24 | 121 |
| 4 | 62 | 7.9 | 49 | 5.3 | 6.76 | 0.0400000 | 169 |
| 5 | 48 | 5.1 | 42 | 3.9 | 1.44 | 2.56 | 36 |
| 6 | 57 | 6.9 | 44 | 4.3 | 6.76 | 1.44 | 169 |
| 7 | 62 | 7.9 | 43 | 4.1 | 14.44 | 1.96 | 361 |
| 8 | 70 | 9.5 | 43 | 4.1 | 29.16 | 1.96 | 729 |
| 9 | 75 | 10.5 | 53 | 6.1 | 19.36 | 0.36 | 484 |
| 0 | 59 | 7.3 | 47 | 4.9 | 5.76 | 0.36 | 144 |
| | | | | | Sum d2 | Sum D2 | 3012 |
| rp = | -0.2808845 | | | | 120.48 | 18.28 | 54.881690 |
| | | | | | | | |
| Cole | 1991 | Cluster #4 | 30 male | federal inm | ates | | 83.04 |

| | | | | | | | |
|---|---|---|---|---|---|---|---|
| L | 65 | 8.5 | 60 | 7.5 | 1 | 4 | 25 |
| F | 55 | 6.5 | 50 | 5.5 | 1 | 0 | 25 |
| K | 47 | 4.9 | 55 | 6.5 | 2.56 | 1 | 64 |
| 1 | 70 | 9.5 | 70 | 9.5 | 0 | 16 | 0 |
| 2 | 57 | 6.9 | 64 | 8.3 | 1.96 | 7.84 | 49 |
| 3 | 52 | 5.9 | 67 | 8.9 | 9 | 11.56 | 225 |
| 4 | 62 | 7.9 | 59 | 7.3 | 0.3600000 | 3.24 | 9 |
| 5 | 48 | 5.1 | 47 | 4.9 | 0.0399999 | 0.36 | 1 |
| 6 | 57 | 6.9 | 57 | 6.9 | 0 | 1.96 | 0 |
| 7 | 62 | 7.9 | 55 | 6.5 | 1.96 | 1 | 49 |
| 8 | 70 | 9.5 | 50 | 5.5 | 16 | 0 | 400 |
| 9 | 75 | 10.5 | 47 | 4.9 | 31.36 | 0.36 | 784 |
| 0 | 59 | 7.3 | 53 | 6.1 | 1.44 | 0.36 | 36 |
| | | | | | Sum d2 | Sum D2 | 1667 |
| rp = | 0.1854385 | | | | 66.68 | 47.68 | 40.828911 |
| | | | | | | | |
| Cole | 1991 | Cluster #5 | 25 male | federal inm | ates | | 83.05 |
| L | 65 | 8.5 | 61 | 7.7 | 0.64 | 4.84 | 16 |
| F | 55 | 6.5 | 76 | 10.7 | 17.64 | 27.04 | 441 |
| K | 47 | 4.9 | 51 | 5.7 | 0.64 | 0.0400000 | 16 |
| 1 | 70 | 9.5 | 76 | 10.7 | 1.44 | 27.04 | 36 |
| 2 | 57 | 6.9 | 73 | 10.1 | 10.24 | 21.16 | 256 |
| 3 | 52 | 5.9 | 76 | 10.7 | 23.04 | 27.04 | 576 |
| 4 | 62 | 7.9 | 72 | 9.9 | 4 | 19.36 | 100 |
| 5 | 48 | 5.1 | 56 | 6.7 | 2.56 | 1.44 | 64 |
| 6 | 57 | 6.9 | 74 | 10.3 | 11.56 | 23.04 | 289 |
| 7 | 62 | 7.9 | 76 | 10.7 | 7.8399999 | 27.04 | 196 |
| 8 | 70 | 9.5 | 79 | 11.3 | 3.24 | 33.64 | 81 |
| 9 | 75 | 10.5 | 60 | 7.5 | 9 | 4 | 225 |
| 0 | 59 | 7.3 | 60 | 7.5 | 0.0400000 | 4 | 1 |
| | | | | | Sum d2 | Sum D2 | 2297 |
| rp = | 0.4908566 | | | | 91.88 | 219.68 | 47.927027 |
| | | | | | | | |
| Cole | 1991 | Cluster #6 | 13 male | federal inm | ates | | 83.06 |
| L | 65 | 8.5 | 49 | 5.3 | 10.24 | 0.0400000 | 256 |
| F | 55 | 6.5 | 77 | 10.9 | 19.36 | 29.16 | 484 |
| K | 47 | 4.9 | 45 | 4.5 | 0.16 | 1 | 4 |
| 1 | 70 | 9.5 | 56 | 6.7 | 7.84 | 1.44 | 196 |
| 2 | 57 | 6.9 | 54 | 6.3 | 0.3600000 | 0.64 | 9 |
| 3 | 52 | 5.9 | 48 | 5.1 | 0.6400000 | 0.16 | 16 |
| 4 | 62 | 7.9 | 69 | 9.3 | 1.96 | 14.44 | 49 |
| 5 | 48 | 5.1 | 44 | 4.3 | 0.64 | 1.44 | 16 |
| 6 | 57 | 6.9 | 72 | 9.9 | 9 | 19.36 | 225 |
| 7 | 62 | 7.9 | 64 | 8.3 | 0.16 | 7.84 | 4 |
| 8 | 70 | 9.5 | 73 | 10.1 | 0.36 | 21.16 | 9 |
| 9 | 75 | 10.5 | 72 | 9.9 | 0.36 | 19.36 | 9 |

| | | | | | | | |
|---|---|---|---|---|---|---|---|
| 0 | 59 | 7.3 | 55 | 6.5 | 0.64 | 1 | 16 |
| | | | | | Sum d2 | Sum D2 | 1293 |
| rp = | 0.5257656 | | | | 51.72 | 117.04 | 35.958309 |
| | | | | | | | |
| Edinger | 1982 | 28 MHU | male | Ables | | | 113.31 |
| L | 65 | 8.5 | 56 | 6.7 | 3.24 | 1.44 | 81 |
| F | 55 | 6.5 | 55 | 6.5 | 0 | 1 | 0 |
| K | 47 | 4.9 | 49 | 5.3 | 0.16 | 0.0400000 | 4 |
| 1 | 70 | 9.5 | 45 | 4.5 | 25 | 1 | 625 |
| 2 | 57 | 6.9 | 42 | 3.9 | 9 | 2.56 | 225 |
| 3 | 52 | 5.9 | 45 | 4.5 | 1.96 | 1 | 49 |
| 4 | 62 | 7.9 | 67 | 8.9 | 1 | 11.56 | 25 |
| 5 | 48 | 5.1 | 42 | 3.9 | 1.44 | 2.56 | 36 |
| 6 | 57 | 6.9 | 49 | 5.3 | 2.56 | 0.0400000 | 64 |
| 7 | 62 | 7.9 | 47 | 4.9 | 9 | 0.36 | 225 |
| 8 | 70 | 9.5 | 49 | 5.3 | 17.64 | 0.0400000 | 441 |
| 9 | 75 | 10.5 | 65 | 8.5 | 4 | 9 | 100 |
| 0 | 59 | 7.3 | 44 | 4.3 | 9 | 1.44 | 225 |
| | | | | | Sum d2 | Sum D2 | 2100 |
| rp = | -0.0157194 | | | | 84 | 32.04 | 45.825756 |
| | | | | | | | |
| Edinger | 1982 | 35 REU | male | Ables | | | 113.32 |
| L | 65 | 8.5 | 56 | 6.7 | 3.24 | 1.44 | 81 |
| F | 55 | 6.5 | 51 | 5.7 | 0.64 | 0.0400000 | 16 |
| K | 47 | 4.9 | 51 | 5.7 | 0.64 | 0.0400000 | 16 |
| 1 | 70 | 9.5 | 48 | 5.1 | 19.36 | 0.16 | 484 |
| 2 | 57 | 6.9 | 42 | 3.9 | 9 | 2.56 | 225 |
| 3 | 52 | 5.9 | 43 | 4.1 | 3.24 | 1.96 | 81 |
| 4 | 62 | 7.9 | 59 | 7.3 | 0.3600000 | 3.24 | 9 |
| 5 | 48 | 5.1 | 42 | 3.9 | 1.44 | 2.56 | 36 |
| 6 | 57 | 6.9 | 46 | 4.7 | 4.84 | 0.64 | 121 |
| 7 | 62 | 7.9 | 47 | 4.9 | 9 | 0.36 | 225 |
| 8 | 70 | 9.5 | 49 | 5.3 | 17.64 | 0.0400000 | 441 |
| 9 | 75 | 10.5 | 62 | 7.9 | 6.76 | 5.76 | 169 |
| 0 | 59 | 7.3 | 43 | 4.1 | 10.24 | 1.96 | 256 |
| | | | | | Sum d2 | Sum D2 | 2160 |
| rp = | -0.1040122 | | | | 86.4 | 20.76 | 46.475800 |
| | | | | | | | |
| Edinger | 1982 | 8 MHU | male | Bakers | | | 113.33 |
| L | 65 | 8.5 | 48 | 5.1 | 11.56 | 0.16 | 289 |
| F | 55 | 6.5 | 48 | 5.1 | 1.96 | 0.16 | 49 |
| K | 47 | 4.9 | 47 | 4.9 | 0 | 0.36 | 0 |
| 1 | 70 | 9.5 | 45 | 4.5 | 25 | 1 | 625 |
| 2 | 57 | 6.9 | 52 | 5.9 | 1 | 0.16 | 25 |
| 3 | 52 | 5.9 | 47 | 4.9 | 1 | 0.36 | 25 |
| 4 | 62 | 7.9 | 59 | 7.3 | 0.3600000 | 3.24 | 9 |

| | | | | | | | |
|---|---|---|---|---|---|---|---|
| 5 | 48 | 5.1 | 34 | 2.3 | 7.84 | 10.24 | 196 |
| 6 | 57 | 6.9 | 53 | 6.1 | 0.6400000 | 0.36 | 16 |
| 7 | 62 | 7.9 | 43 | 4.1 | 14.44 | 1.96 | 361 |
| 8 | 70 | 9.5 | 42 | 3.9 | 31.36 | 2.56 | 784 |
| 9 | 75 | 10.5 | 43 | 4.1 | 40.96 | 1.96 | 1024 |
| 0 | 59 | 7.3 | 55 | 6.5 | 0.64 | 1 | 16 |
| | | | | | Sum d2 | Sum D2 | 3419 |
| rp = | -0.3047128 | | | | 136.76 | 23.52 | 58.472215 |
| | | | | | | | |
| Edinger | 1982 | 3 REU | male | Bakers | | | 113.34 |
| L | 65 | 8.5 | 56 | 6.7 | 3.24 | 1.44 | 81 |
| F | 55 | 6.5 | 55 | 6.5 | 0 | 1 | 0 |
| K | 47 | 4.9 | 45 | 4.5 | 0.16 | 1 | 4 |
| 1 | 70 | 9.5 | 39 | 3.3 | 38.44 | 4.84 | 961 |
| 2 | 57 | 6.9 | 50 | 5.5 | 1.96 | 0 | 49 |
| 3 | 52 | 5.9 | 40 | 3.5 | 5.76 | 4 | 144 |
| 4 | 62 | 7.9 | 62 | 7.9 | 0 | 5.76 | 0 |
| 5 | 48 | 5.1 | 48 | 5.1 | 0 | 0.16 | 0 |
| 6 | 57 | 6.9 | 53 | 6.1 | 0.6400000 | 0.36 | 16 |
| 7 | 62 | 7.9 | 36 | 2.7 | 27.04 | 7.84 | 676 |
| 8 | 70 | 9.5 | 40 | 3.5 | 36 | 4 | 900 |
| 9 | 75 | 10.5 | 53 | 6.1 | 19.36 | 0.36 | 484 |
| 0 | 59 | 7.3 | 45 | 4.5 | 7.84 | 1 | 196 |
| | | | | | Sum d2 | Sum D2 | 3511 |
| rp = | -0.2677378 | | | | 140.44 | 31.76 | 59.253691 |
| | | | | | | | |
| Edinger | 1982 | 31 MHU | male | Charlies | | | 113.35 |
| L | 65 | 8.5 | 56 | 6.7 | 3.24 | 1.44 | 81 |
| F | 55 | 6.5 | 79 | 11.3 | 23.04 | 33.64 | 576 |
| K | 47 | 4.9 | 45 | 4.5 | 0.16 | 1 | 4 |
| 1 | 70 | 9.5 | 57 | 6.9 | 6.76 | 1.96 | 169 |
| 2 | 57 | 6.9 | 57 | 6.9 | 0 | 1.96 | 0 |
| 3 | 52 | 5.9 | 54 | 6.3 | 0.16 | 0.64 | 4 |
| 4 | 62 | 7.9 | 69 | 9.3 | 1.96 | 14.44 | 49 |
| 5 | 48 | 5.1 | 48 | 5.1 | 0 | 0.16 | 0 |
| 6 | 57 | 6.9 | 79 | 11.3 | 19.36 | 33.64 | 484 |
| 7 | 62 | 7.9 | 64 | 8.3 | 0.16 | 7.84 | 4 |
| 8 | 70 | 9.5 | 74 | 10.3 | 0.6400000 | 23.04 | 16 |
| 9 | 75 | 10.5 | 69 | 9.3 | 1.44 | 14.44 | 36 |
| 0 | 59 | 7.3 | 52 | 5.9 | 1.96 | 0.16 | 49 |
| | | | | | Sum d2 | Sum D2 | 1472 |
| rp = | 0.5145919 | | | | 58.88 | 134.36 | 38.366652 |
| | | | | | | | |
| Edinger | 1982 | 9 REU | male | Charlies | | | 113.36 |
| L | 65 | 8.5 | 48 | 5.1 | 11.56 | 0.16 | 289 |
| F | 55 | 6.5 | 76 | 10.7 | 17.64 | 27.04 | 441 |

| | | | | | | | |
|---|---|---|---|---|---|---|---|
| K | 47 | 4.9 | 41 | 3.7 | 1.44 | 3.24 | 36 |
| 1 | 70 | 9.5 | 57 | 6.9 | 6.76 | 1.96 | 169 |
| 2 | 57 | 6.9 | 57 | 6.9 | 0 | 1.96 | 0 |
| 3 | 52 | 5.9 | 50 | 5.5 | 0.16 | 0 | 4 |
| 4 | 62 | 7.9 | 69 | 9.3 | 1.96 | 14.44 | 49 |
| 5 | 48 | 5.1 | 50 | 5.5 | 0.16 | 0 | 4 |
| 6 | 57 | 6.9 | 75 | 10.5 | 12.96 | 25 | 324 |
| 7 | 62 | 7.9 | 64 | 8.3 | 0.16 | 7.84 | 4 |
| 8 | 70 | 9.5 | 74 | 10.3 | 0.6400000 | 23.04 | 16 |
| 9 | 75 | 10.5 | 62 | 7.9 | 6.76 | 5.76 | 169 |
| 0 | 59 | 7.3 | 59 | 7.3 | 0 | 3.24 | 0 |
| | | | | | Sum d2 | Sum D2 | 1505 |
| rp = | 0.4606701 | | | | 60.2 | 113.68 | 38.794329 |
| | | | | | | | |
| Edinger | 1982 | 23 MHU | male | Deltas | | | 113.37 |
| L | 65 | 8.5 | 56 | 6.7 | 3.24 | 1.44 | 81 |
| F | 55 | 6.5 | 58 | 7.1 | 0.36 | 2.56 | 9 |
| K | 47 | 4.9 | 51 | 5.7 | 0.64 | 0.0400000 | 16 |
| 1 | 70 | 9.5 | 54 | 6.3 | 10.24 | 0.64 | 256 |
| 2 | 57 | 6.9 | 52 | 5.9 | 1 | 0.16 | 25 |
| 3 | 52 | 5.9 | 52 | 5.9 | 0 | 0.16 | 0 |
| 4 | 62 | 7.9 | 74 | 10.3 | 5.76 | 23.04 | 144 |
| 5 | 48 | 5.1 | 46 | 4.7 | 0.16 | 0.64 | 4 |
| 6 | 57 | 6.9 | 53 | 6.1 | 0.6400000 | 0.36 | 16 |
| 7 | 62 | 7.9 | 53 | 6.1 | 3.24 | 0.36 | 81 |
| 8 | 70 | 9.5 | 53 | 6.1 | 11.56 | 0.36 | 289 |
| 9 | 75 | 10.5 | 51 | 5.7 | 23.04 | 0.0400000 | 576 |
| 0 | 59 | 7.3 | 51 | 5.7 | 2.56 | 0.0400000 | 64 |
| | | | | | Sum d2 | Sum D2 | 1561 |
| rp = | 0.1183281 | | | | 62.44 | 29.84 | 39.509492 |
| | | | | | | | |
| Edinger | 1982 | 14 REU | male | Deltas | | | 113.38 |
| L | 65 | 8.5 | 56 | 6.7 | 3.24 | 1.44 | 81 |
| F | 55 | 6.5 | 51 | 5.7 | 0.64 | 0.0400000 | 16 |
| K | 47 | 4.9 | 49 | 5.3 | 0.16 | 0.0400000 | 4 |
| 1 | 70 | 9.5 | 48 | 5.1 | 19.36 | 0.16 | 484 |
| 2 | 57 | 6.9 | 52 | 5.9 | 1 | 0.16 | 25 |
| 3 | 52 | 5.9 | 50 | 5.5 | 0.16 | 0 | 4 |
| 4 | 62 | 7.9 | 74 | 10.3 | 5.76 | 23.04 | 144 |
| 5 | 48 | 5.1 | 44 | 4.3 | 0.64 | 1.44 | 16 |
| 6 | 57 | 6.9 | 49 | 5.3 | 2.56 | 0.0400000 | 64 |
| 7 | 62 | 7.9 | 51 | 5.7 | 4.84 | 0.0400000 | 121 |
| 8 | 70 | 9.5 | 49 | 5.3 | 17.64 | 0.0400000 | 441 |
| 9 | 75 | 10.5 | 49 | 5.3 | 27.04 | 0.0400000 | 676 |
| 0 | 59 | 7.3 | 54 | 6.3 | 1 | 0.64 | 25 |
| | | | | | Sum d2 | Sum D2 | 2101 |

| | | | | | | | |
|---|---|---|---|---|---|---|---|
| rp = | -0.0470969 | | | | 84.04 | 27.12 | 45.836666 |
| | | | | | | | |
| Edinger | 1982 | 15 MHU | male | Easys | | | 113.39 |
| L | 65 | 8.5 | 65 | 8.5 | 0 | 9 | 0 |
| F | 55 | 6.5 | 45 | 4.5 | 4 | 1 | 100 |
| K | 47 | 4.9 | 60 | 7.5 | 6.76 | 4 | 169 |
| 1 | 70 | 9.5 | 54 | 6.3 | 10.24 | 0.64 | 256 |
| 2 | 57 | 6.9 | 50 | 5.5 | 1.96 | 0 | 49 |
| 3 | 52 | 5.9 | 57 | 6.9 | 1 | 1.96 | 25 |
| 4 | 62 | 7.9 | 59 | 7.3 | 0.3600000 | 3.24 | 9 |
| 5 | 48 | 5.1 | 44 | 4.3 | 0.64 | 1.44 | 16 |
| 6 | 57 | 6.9 | 39 | 3.3 | 12.96 | 4.84 | 324 |
| 7 | 62 | 7.9 | 53 | 6.1 | 3.24 | 0.36 | 81 |
| 8 | 70 | 9.5 | 49 | 5.3 | 17.64 | 0.0400000 | 441 |
| 9 | 75 | 10.5 | 47 | 4.9 | 31.36 | 0.36 | 784 |
| 0 | 59 | 7.3 | 47 | 4.9 | 5.76 | 0.36 | 144 |
| | | | | | Sum d2 | Sum D2 | 2398 |
| rp = | -0.1119870 | | | | 95.92 | 27.24 | 48.969378 |
| | | | | | | | |
| Edinger | 1982 | 9 REU | male | Easys | | | 113.4 |
| L | 65 | 8.5 | 61 | 7.7 | 0.64 | 4.84 | 16 |
| F | 55 | 6.5 | 42 | 3.9 | 6.76 | 2.56 | 169 |
| K | 47 | 4.9 | 56 | 6.7 | 3.24 | 1.44 | 81 |
| 1 | 70 | 9.5 | 54 | 6.3 | 10.24 | 0.64 | 256 |
| 2 | 57 | 6.9 | 50 | 5.5 | 1.96 | 0 | 49 |
| 3 | 52 | 5.9 | 57 | 6.9 | 1 | 1.96 | 25 |
| 4 | 62 | 7.9 | 59 | 7.3 | 0.3600000 | 3.24 | 9 |
| 5 | 48 | 5.1 | 46 | 4.7 | 0.16 | 0.64 | 4 |
| 6 | 57 | 6.9 | 46 | 4.7 | 4.84 | 0.64 | 121 |
| 7 | 62 | 7.9 | 47 | 4.9 | 9 | 0.36 | 225 |
| 8 | 70 | 9.5 | 45 | 4.5 | 25 | 1 | 625 |
| 9 | 75 | 10.5 | 47 | 4.9 | 31.36 | 0.36 | 784 |
| 0 | 59 | 7.3 | 44 | 4.3 | 9 | 1.44 | 225 |
| | | | | | Sum d2 | Sum D2 | 2589 |
| rp = | -0.2039060 | | | | 103.56 | 19.12 | 50.882216 |
| | | | | | | | |
| Edinger | 1982 | 15 MHU | male | Foxtrots | | | 113.41 |
| L | 65 | 8.5 | 48 | 5.1 | 11.56 | 0.16 | 289 |
| F | 55 | 6.5 | 73 | 10.1 | 12.96 | 21.16 | 324 |
| K | 47 | 4.9 | 45 | 4.5 | 0.16 | 1 | 4 |
| 1 | 70 | 9.5 | 51 | 5.7 | 14.44 | 0.0400000 | 361 |
| 2 | 57 | 6.9 | 45 | 4.5 | 5.76 | 1 | 144 |
| 3 | 52 | 5.9 | 45 | 4.5 | 1.96 | 1 | 49 |
| 4 | 62 | 7.9 | 74 | 10.3 | 5.76 | 23.04 | 144 |
| 5 | 48 | 5.1 | 46 | 4.7 | 0.16 | 0.64 | 4 |
| 6 | 57 | 6.9 | 57 | 6.9 | 0 | 1.96 | 0 |

| | | | | | | | |
|---|---|---|---|---|---|---|---|
| 7 | 62 | 7.9 | 55 | 6.5 | 1.96 | 1 | 49 |
| 8 | 70 | 9.5 | 69 | 9.3 | 0.0399999 | 14.44 | 1 |
| 9 | 75 | 10.5 | 78 | 11.1 | 0.36 | 31.36 | 9 |
| 0 | 59 | 7.3 | 47 | 4.9 | 5.76 | 0.36 | 144 |
| | | | | | Sum d2 | Sum D2 | 1522 |
| rp = | 0.4129218 | | | | 60.88 | 97.16 | 39.012818 |
| | | | | | | | |
| Edinger | 1982 | 5 REU | male | Foxtrots | | | 113.42 |
| L | 65 | 8.5 | 52 | 5.9 | 6.76 | 0.16 | 169 |
| F | 55 | 6.5 | 70 | 9.5 | 9 | 16 | 225 |
| K | 47 | 4.9 | 51 | 5.7 | 0.64 | 0.0400000 | 16 |
| 1 | 70 | 9.5 | 54 | 6.3 | 10.24 | 0.64 | 256 |
| 2 | 57 | 6.9 | 50 | 5.5 | 1.96 | 0 | 49 |
| 3 | 52 | 5.9 | 45 | 4.5 | 1.96 | 1 | 49 |
| 4 | 62 | 7.9 | 77 | 10.9 | 9 | 29.16 | 225 |
| 5 | 48 | 5.1 | 46 | 4.7 | 0.16 | 0.64 | 4 |
| 6 | 57 | 6.9 | 53 | 6.1 | 0.6400000 | 0.36 | 16 |
| 7 | 62 | 7.9 | 51 | 5.7 | 4.84 | 0.0400000 | 121 |
| 8 | 70 | 9.5 | 70 | 9.5 | 0 | 16 | 0 |
| 9 | 75 | 10.5 | 75 | 10.5 | 0 | 25 | 0 |
| 0 | 59 | 7.3 | 51 | 5.7 | 2.56 | 0.0400000 | 64 |
| | | | | | Sum d2 | Sum D2 | 1194 |
| rp = | 0.4870032 | | | | 47.76 | 89.08 | 34.554305 |
| | | | | | | | |
| Edinger | 1982 | 13 MHU | male | Gorges | | | 113.43 |
| L | 65 | 8.5 | 56 | 6.7 | 3.24 | 1.44 | 81 |
| F | 55 | 6.5 | 48 | 5.1 | 1.96 | 0.16 | 49 |
| K | 47 | 4.9 | 54 | 6.3 | 1.96 | 0.64 | 49 |
| 1 | 70 | 9.5 | 62 | 7.9 | 2.56 | 5.76 | 64 |
| 2 | 57 | 6.9 | 61 | 7.7 | 0.64 | 4.84 | 16 |
| 3 | 52 | 5.9 | 59 | 7.3 | 1.96 | 3.24 | 49 |
| 4 | 62 | 7.9 | 62 | 7.9 | 0 | 5.76 | 0 |
| 5 | 48 | 5.1 | 48 | 5.1 | 0 | 0.16 | 0 |
| 6 | 57 | 6.9 | 49 | 5.3 | 2.56 | 0.0400000 | 64 |
| 7 | 62 | 7.9 | 55 | 6.5 | 1.96 | 1 | 49 |
| 8 | 70 | 9.5 | 51 | 5.7 | 14.44 | 0.0400000 | 361 |
| 9 | 75 | 10.5 | 49 | 5.3 | 27.04 | 0.0400000 | 676 |
| 0 | 59 | 7.3 | 52 | 5.9 | 1.96 | 0.16 | 49 |
| | | | | | Sum d2 | Sum D2 | 1507 |
| rp = | 0.0929882 | | | | 60.28 | 23.28 | 38.820097 |
| | | | | | | | |
| Edinger | 1982 | 5 REU | male | Georges | | | 113.44 |
| L | 65 | 8.5 | 61 | 7.7 | 0.64 | 4.84 | 16 |
| F | 55 | 6.5 | 42 | 3.9 | 6.76 | 2.56 | 169 |
| K | 47 | 4.9 | 58 | 7.1 | 4.84 | 2.56 | 121 |
| 1 | 70 | 9.5 | 51 | 5.7 | 14.44 | 0.0400000 | 361 |

| | | | | | | | |
|---|---|---|---|---|---|---|---|
| 2 | 57 | 6.9 | 57 | 6.9 | 0 | 1.96 | 0 |
| 3 | 52 | 5.9 | 43 | 4.1 | 3.24 | 1.96 | 81 |
| 4 | 62 | 7.9 | 57 | 6.9 | 1 | 1.96 | 25 |
| 5 | 48 | 5.1 | 44 | 4.3 | 0.64 | 1.44 | 16 |
| 6 | 57 | 6.9 | 46 | 4.7 | 4.84 | 0.64 | 121 |
| 7 | 62 | 7.9 | 47 | 4.9 | 9 | 0.36 | 225 |
| 8 | 70 | 9.5 | 45 | 4.5 | 25 | 1 | 625 |
| 9 | 75 | 10.5 | 49 | 5.3 | 27.04 | 0.0400000 | 676 |
| 0 | 59 | 7.3 | 49 | 5.3 | 4 | 0.0400000 | 100 |
| | | | | | Sum d2 | Sum D2 | 2536 |
| rp = | -0.1920094 | | | | 101.44 | 19.4 | 50.358713 |
| | | | | | | | |
| Edinger | 1982 | 74 MHU | male | Hows | | | 113.45 |
| L | 65 | 8.5 | 56 | 6.7 | 3.24 | 1.44 | 81 |
| F | 55 | 6.5 | 76 | 10.7 | 17.64 | 27.04 | 441 |
| K | 47 | 4.9 | 47 | 4.9 | 0 | 0.36 | 0 |
| 1 | 70 | 9.5 | 75 | 10.5 | 1 | 25 | 25 |
| 2 | 57 | 6.9 | 76 | 10.7 | 14.44 | 27.04 | 361 |
| 3 | 52 | 5.9 | 71 | 9.7 | 14.44 | 17.64 | 361 |
| 4 | 62 | 7.9 | 74 | 10.3 | 5.76 | 23.04 | 144 |
| 5 | 48 | 5.1 | 50 | 5.5 | 0.16 | 0 | 4 |
| 6 | 57 | 6.9 | 79 | 11.3 | 19.36 | 33.64 | 484 |
| 7 | 62 | 7.9 | 77 | 10.9 | 9 | 29.16 | 225 |
| 8 | 70 | 9.5 | 81 | 11.7 | 4.84 | 38.44 | 121 |
| 9 | 75 | 10.5 | 56 | 6.7 | 14.44 | 1.44 | 361 |
| 0 | 59 | 7.3 | 61 | 7.7 | 0.16 | 4.84 | 4 |
| | | | | | Sum d2 | Sum D2 | 2612 |
| rp = | 0.4542985 | | | | 104.48 | 229.08 | 51.107729 |
| | | | | | | | |
| Edinger | 1982 | 10 REU | male | Hows | | | 113.46 |
| L | 65 | 8.5 | 65 | 8.5 | 0 | 9 | 0 |
| F | 55 | 6.5 | 76 | 10.7 | 17.64 | 27.04 | 441 |
| K | 47 | 4.9 | 51 | 5.7 | 0.64 | 0.0400000 | 16 |
| 1 | 70 | 9.5 | 81 | 11.7 | 4.84 | 38.44 | 121 |
| 2 | 57 | 6.9 | 70 | 9.5 | 6.76 | 16 | 169 |
| 3 | 52 | 5.9 | 74 | 10.3 | 19.36 | 23.04 | 484 |
| 4 | 62 | 7.9 | 67 | 8.9 | 1 | 11.56 | 25 |
| 5 | 48 | 5.1 | 46 | 4.7 | 0.16 | 0.64 | 4 |
| 6 | 57 | 6.9 | 72 | 9.9 | 9 | 19.36 | 225 |
| 7 | 62 | 7.9 | 68 | 9.1 | 1.44 | 12.96 | 36 |
| 8 | 70 | 9.5 | 72 | 9.9 | 0.16 | 19.36 | 4 |
| 9 | 75 | 10.5 | 56 | 6.7 | 14.44 | 1.44 | 361 |
| 0 | 59 | 7.3 | 63 | 8.1 | 0.64 | 6.76 | 16 |
| | | | | | Sum d2 | Sum D2 | 1902 |
| rp = | 0.5108653 | | | | 76.08 | 185.64 | 43.6119249 |

| | | | | | | | |
|---|---|---|---|---|---|---|---|
| Edinger | 1982 | 41 MHU | male | Items | | | 113.47 |
| L | 65 | 8.5 | 61 | 7.7 | 0.64 | 4.84 | 16 |
| F | 55 | 6.5 | 51 | 5.7 | 0.64 | 0.0400000 | 16 |
| K | 47 | 4.9 | 47 | 4.9 | 0 | 0.36 | 0 |
| 1 | 70 | 9.5 | 51 | 5.7 | 14.44 | 0.0400000 | 361 |
| 2 | 57 | 6.9 | 52 | 5.9 | 1 | 0.16 | 25 |
| 3 | 52 | 5.9 | 45 | 4.5 | 1.96 | 1 | 49 |
| 4 | 62 | 7.9 | 52 | 5.9 | 4 | 0.16 | 100 |
| 5 | 48 | 5.1 | 48 | 5.1 | 0 | 0.16 | 0 |
| 6 | 57 | 6.9 | 57 | 6.9 | 0 | 1.96 | 0 |
| 7 | 62 | 7.9 | 51 | 5.7 | 4.84 | 0.0400000 | 121 |
| 8 | 70 | 9.5 | 51 | 5.7 | 14.44 | 0.0400000 | 361 |
| 9 | 75 | 10.5 | 49 | 5.3 | 27.04 | 0.0400000 | 676 |
| 0 | 59 | 7.3 | 54 | 6.3 | 1 | 0.64 | 25 |
| | | | | | Sum d2 | Sum D2 | 1750 |
| rp = | -0.0866190 | | | | 70 | 9.48 | 41.833001 |

| | | | | | | | |
|---|---|---|---|---|---|---|---|
| Edinger | 1982 | 25 REU | male | Items | | | 113.48 |
| L | 65 | 8.5 | 61 | 7.7 | 0.64 | 4.84 | 16 |
| F | 55 | 6.5 | 51 | 5.7 | 0.64 | 0.0400000 | 16 |
| K | 47 | 4.9 | 49 | 5.3 | 0.16 | 0.0400000 | 4 |
| 1 | 70 | 9.5 | 57 | 6.9 | 6.76 | 1.96 | 169 |
| 2 | 57 | 6.9 | 50 | 5.5 | 1.96 | 0 | 49 |
| 3 | 52 | 5.9 | 47 | 4.9 | 1 | 0.36 | 25 |
| 4 | 62 | 7.9 | 52 | 5.9 | 4 | 0.16 | 100 |
| 5 | 48 | 5.1 | 44 | 4.3 | 0.64 | 1.44 | 16 |
| 6 | 57 | 6.9 | 46 | 4.7 | 4.84 | 0.64 | 121 |
| 7 | 62 | 7.9 | 49 | 5.3 | 6.76 | 0.0400000 | 169 |
| 8 | 70 | 9.5 | 51 | 5.7 | 14.44 | 0.0400000 | 361 |
| 9 | 75 | 10.5 | 51 | 5.7 | 23.04 | 0.0400000 | 576 |
| 0 | 59 | 7.3 | 51 | 5.7 | 2.56 | 0.0400000 | 64 |
| | | | | | Sum d2 | Sum D2 | 1686 |
| rp = | -0.0667510 | | | | 67.44 | 9.64 | 41.060930 |

| | | | | | | | |
|---|---|---|---|---|---|---|---|
| Edinger | 1982 | 5 MHU | male | Jupiters | | | 113.49 |
| L | 65 | 8.5 | 43 | 4.1 | 19.36 | 1.96 | 484 |
| F | 55 | 6.5 | 70 | 9.5 | 9 | 16 | 225 |
| K | 47 | 4.9 | 39 | 3.3 | 2.56 | 4.84 | 64 |
| 1 | 70 | 9.5 | 45 | 4.5 | 25 | 1 | 625 |
| 2 | 57 | 6.9 | 45 | 4.5 | 5.76 | 1 | 144 |
| 3 | 52 | 5.9 | 38 | 3.1 | 7.84 | 5.76 | 196 |
| 4 | 62 | 7.9 | 54 | 6.3 | 2.56 | 0.64 | 64 |
| 5 | 48 | 5.1 | 50 | 5.5 | 0.16 | 0 | 4 |
| 6 | 57 | 6.9 | 57 | 6.9 | 0 | 1.96 | 0 |
| 7 | 62 | 7.9 | 62 | 7.9 | 0 | 5.76 | 0 |
| 8 | 70 | 9.5 | 70 | 9.5 | 0 | 16 | 0 |

| | | | | | | | |
|---|---|---|---|---|---|---|---|
| 9 | 75 | 10.5 | 85 | 12.5 | 4 | 49 | 100 |
| 0 | 59 | 7.3 | 47 | 4.9 | 5.76 | 0.36 | 144 |
| | | | | | Sum d2 | Sum D2 | 2050 |
| rp = | 0.3040230 | | | | 82 | 104.28 | 45.276925 |
| | | | | | | | |
| Hutton | 1993 | 103 | male | Alphas | | | 247.1 |
| L | 65 | 8.5 | 56 | 6.7 | 3.24 | 1.44 | 81 |
| F | 55 | 6.5 | 48 | 5.1 | 1.96 | 0.16 | 49 |
| K | 47 | 4.9 | 54 | 6.3 | 1.96 | 0.64 | 49 |
| 1 | 70 | 9.5 | 48 | 5.1 | 19.36 | 0.16 | 484 |
| 2 | 57 | 6.9 | 45 | 4.5 | 5.76 | 1 | 144 |
| 3 | 52 | 5.9 | 47 | 4.9 | 1 | 0.36 | 25 |
| 4 | 62 | 7.9 | 62 | 7.9 | 0 | 5.76 | 0 |
| 5 | 48 | 5.1 | 48 | 5.1 | 0 | 0.16 | 0 |
| 6 | 57 | 6.9 | 49 | 5.3 | 2.56 | 0.0400000 | 64 |
| 7 | 62 | 7.9 | 47 | 4.9 | 9 | 0.36 | 225 |
| 8 | 70 | 9.5 | 51 | 5.7 | 14.44 | 0.0400000 | 361 |
| 9 | 75 | 10.5 | 62 | 7.9 | 6.76 | 5.76 | 169 |
| 0 | 59 | 7.3 | 41 | 3.7 | 12.96 | 3.24 | 324 |
| | | | | | Sum d2 | Sum D2 | 1975 |
| rp = | -0.0713317 | | | | 79 | 19.12 | 44.440972 |
| | | | | | | | |
| Hutton | 1993 | 30 | male | Bakers | | | 247.2 |
| L | 65 | 8.5 | 65 | 8.5 | 0 | 9 | 0 |
| F | 55 | 6.5 | 55 | 6.5 | 0 | 1 | 0 |
| K | 47 | 4.9 | 51 | 5.7 | 0.64 | 0.0400000 | 16 |
| 1 | 70 | 9.5 | 51 | 5.7 | 14.44 | 0.0400000 | 361 |
| 2 | 57 | 6.9 | 54 | 6.3 | 0.3600000 | 0.64 | 9 |
| 3 | 52 | 5.9 | 47 | 4.9 | 1 | 0.36 | 25 |
| 4 | 62 | 7.9 | 62 | 7.9 | 0 | 5.76 | 0 |
| 5 | 48 | 5.1 | 44 | 4.3 | 0.64 | 1.44 | 16 |
| 6 | 57 | 6.9 | 57 | 6.9 | 0 | 1.96 | 0 |
| 7 | 62 | 7.9 | 49 | 5.3 | 6.76 | 0.0400000 | 169 |
| 8 | 70 | 9.5 | 51 | 5.7 | 14.44 | 0.0400000 | 361 |
| 9 | 75 | 10.5 | 49 | 5.3 | 27.04 | 0.0400000 | 676 |
| 0 | 59 | 7.3 | 54 | 6.3 | 1 | 0.64 | 25 |
| | | | | | Sum d2 | Sum D2 | 1658 |
| rp = | 0.0295580 | | | | 66.32 | 21 | 40.718546 |
| | | | | | | | |
| Hutton | 1993 | 118 | male | Charlies | | | 247.3 |
| L | 65 | 8.5 | 56 | 6.7 | 3.24 | 1.44 | 81 |
| F | 55 | 6.5 | 82 | 11.9 | 29.16 | 40.96 | 729 |
| K | 47 | 4.9 | 43 | 4.1 | 0.6400000 | 1.96 | 16 |
| 1 | 70 | 9.5 | 57 | 6.9 | 6.76 | 1.96 | 169 |
| 2 | 57 | 6.9 | 59 | 7.3 | 0.16 | 3.24 | 4 |
| 3 | 52 | 5.9 | 52 | 5.9 | 0 | 0.16 | 0 |

| | | | | | | | |
|---|---|---|---|---|---|---|---|
| 4 | 62 | 7.9 | 67 | 8.9 | 1 | 11.56 | 25 |
| 5 | 48 | 5.1 | 52 | 5.9 | 0.6400000 | 0.16 | 16 |
| 6 | 57 | 6.9 | 79 | 11.3 | 19.36 | 33.64 | 484 |
| 7 | 62 | 7.9 | 66 | 8.7 | 0.6399999 | 10.24 | 16 |
| 8 | 70 | 9.5 | 77 | 10.9 | 1.96 | 29.16 | 49 |
| 9 | 75 | 10.5 | 62 | 7.9 | 6.76 | 5.76 | 169 |
| 0 | 59 | 7.3 | 58 | 7.1 | 0.0400000 | 2.56 | 1 |
| | | | | | Sum d2 | Sum D2 | 1759 |
| rp = | 0.4639646 | | | | 70.36 | 142.8 | 41.940433 |
| | | | | | | | |
| Hutton | 1993 | 139 | male | Deltas | | | 247.4 |
| L | 65 | 8.5 | 56 | 6.7 | 3.24 | 1.44 | 81 |
| F | 55 | 6.5 | 55 | 6.5 | 0 | 1 | 0 |
| K | 47 | 4.9 | 56 | 6.7 | 3.24 | 1.44 | 81 |
| 1 | 70 | 9.5 | 54 | 6.3 | 10.24 | 0.64 | 256 |
| 2 | 57 | 6.9 | 52 | 5.9 | 1 | 0.16 | 25 |
| 3 | 52 | 5.9 | 54 | 6.3 | 0.16 | 0.64 | 4 |
| 4 | 62 | 7.9 | 77 | 10.9 | 9 | 29.16 | 225 |
| 5 | 48 | 5.1 | 50 | 5.5 | 0.16 | 0 | 4 |
| 6 | 57 | 6.9 | 53 | 6.1 | 0.6400000 | 0.36 | 16 |
| 7 | 62 | 7.9 | 55 | 6.5 | 1.96 | 1 | 49 |
| 8 | 70 | 9.5 | 56 | 6.7 | 7.84 | 1.44 | 196 |
| 9 | 75 | 10.5 | 51 | 5.7 | 23.04 | 0.0400000 | 576 |
| 0 | 59 | 7.3 | 50 | 5.5 | 3.24 | 0 | 81 |
| | | | | | Sum d2 | Sum D2 | 1594 |
| rp = | 0.1523530 | | | | 63.76 | 37.32 | 39.924929 |
| | | | | | | | |
| Hutton | 1993 | 63 | male | Easys | | | 247.5 |
| L | 65 | 8.5 | 65 | 8.5 | 0 | 9 | 0 |
| F | 55 | 6.5 | 48 | 5.1 | 1.96 | 0.16 | 49 |
| K | 47 | 4.9 | 60 | 7.5 | 6.76 | 4 | 169 |
| 1 | 70 | 9.5 | 57 | 6.9 | 6.76 | 1.96 | 169 |
| 2 | 57 | 6.9 | 52 | 5.9 | 1 | 0.16 | 25 |
| 3 | 52 | 5.9 | 61 | 7.7 | 3.24 | 4.84 | 81 |
| 4 | 62 | 7.9 | 59 | 7.3 | 0.3600000 | 3.24 | 9 |
| 5 | 48 | 5.1 | 48 | 5.1 | 0 | 0.16 | 0 |
| 6 | 57 | 6.9 | 53 | 6.1 | 0.6400000 | 0.36 | 16 |
| 7 | 62 | 7.9 | 51 | 5.7 | 4.84 | 0.0400000 | 121 |
| 8 | 70 | 9.5 | 53 | 6.1 | 11.56 | 0.36 | 289 |
| 9 | 75 | 10.5 | 47 | 4.9 | 31.36 | 0.36 | 784 |
| 0 | 59 | 7.3 | 48 | 5.1 | 4.84 | 0.16 | 121 |
| | | | | | Sum d2 | Sum D2 | 1833 |
| rp = | 0.0056956 | | | | 73.32 | 24.8 | 42.813549 |
| | | | | | | | |
| Hutton | 1993 | 80 | male | Foxtrots | | | 247.6 |
| L | 65 | 8.5 | 52 | 5.9 | 6.76 | 0.16 | 169 |

| | | | | | | | | |
|---|---|---|---|---|---|---|---|---|
| F | 55 | 6.5 | 70 | 9.5 | 9 | 16 | 225 | |
| K | 47 | 4.9 | 47 | 4.9 | 0 | 0.36 | 0 | |
| 1 | 70 | 9.5 | 51 | 5.7 | 14.44 | 0.0400000( | 361 | |
| 2 | 57 | 6.9 | 50 | 5.5 | 1.96 | 0 | 49 | |
| 3 | 52 | 5.9 | 47 | 4.9 | 1 | 0.36 | 25 | |
| 4 | 62 | 7.9 | 67 | 8.9 | 1 | 11.56 | 25 | |
| 5 | 48 | 5.1 | 48 | 5.1 | 0 | 0.16 | 0 | |
| 6 | 57 | 6.9 | 57 | 6.9 | 0 | 1.96 | 0 | |
| 7 | 62 | 7.9 | 57 | 6.9 | 1 | 1.96 | 25 | |
| 8 | 70 | 9.5 | 67 | 8.9 | 0.36 | 11.56 | 9 | |
| 9 | 75 | 10.5 | 72 | 9.9 | 0.36 | 19.36 | 9 | |
| 0 | 59 | 7.3 | 51 | 5.7 | 2.56 | 0.0400000( | 64 | |
| | | | | | Sum d2 | Sum D2 | 961 | |
| rp = | 0.4919376 | | | | 38.44 | 63.52 | 31 | |
| | | | | | | | | |
| Hutton | 1993 | 107 | male | Georges | | | 247.7 | |
| L | 65 | 8.5 | 61 | 7.7 | 0.64 | 4.84 | 16 | |
| F | 55 | 6.5 | 51 | 5.7 | 0.64 | 0.0400000( | 16 | |
| K | 47 | 4.9 | 54 | 6.3 | 1.96 | 0.64 | 49 | |
| 1 | 70 | 9.5 | 57 | 6.9 | 6.76 | 1.96 | 169 | |
| 2 | 57 | 6.9 | 59 | 7.3 | 0.16 | 3.24 | 4 | |
| 3 | 52 | 5.9 | 54 | 6.3 | 0.16 | 0.64 | 4 | |
| 4 | 62 | 7.9 | 62 | 7.9 | 0 | 5.76 | 0 | |
| 5 | 48 | 5.1 | 48 | 5.1 | 0 | 0.16 | 0 | |
| 6 | 57 | 6.9 | 49 | 5.3 | 2.56 | 0.0400000( | 64 | |
| 7 | 62 | 7.9 | 53 | 6.1 | 3.24 | 0.36 | 81 | |
| 8 | 70 | 9.5 | 55 | 6.5 | 9 | 1 | 225 | |
| 9 | 75 | 10.5 | 47 | 4.9 | 31.36 | 0.36 | 784 | |
| 0 | 59 | 7.3 | 54 | 6.3 | 1 | 0.64 | 25 | |
| | | | | | Sum d2 | Sum D2 | 1437 | |
| rp = | 0.0913689 | | | | 57.48 | 19.68 | 37.907782 | |
| | | | | | | | | |
| Hutton | 1993 | 206 | male | Hows | | | 247.8 | |
| L | 65 | 8.5 | 56 | 6.7 | 3.24 | 1.44 | 81 | |
| F | 55 | 6.5 | 76 | 10.7 | 17.64 | 27.04 | 441 | |
| K | 47 | 4.9 | 47 | 4.9 | 0 | 0.36 | 0 | |
| 1 | 70 | 9.5 | 68 | 9.1 | 0.16 | 12.96 | 4 | |
| 2 | 57 | 6.9 | 72 | 9.9 | 9 | 19.36 | 225 | |
| 3 | 52 | 5.9 | 69 | 9.3 | 11.56 | 14.44 | 289 | |
| 4 | 62 | 7.9 | 74 | 10.3 | 5.76 | 23.04 | 144 | |
| 5 | 48 | 5.1 | 52 | 5.9 | 0.6400000( | 0.16 | 16 | |
| 6 | 57 | 6.9 | 75 | 10.5 | 12.96 | 25 | 324 | |
| 7 | 62 | 7.9 | 74 | 10.3 | 5.76 | 23.04 | 144 | |
| 8 | 70 | 9.5 | 79 | 11.3 | 3.24 | 33.64 | 81 | |
| 9 | 75 | 10.5 | 53 | 6.1 | 19.36 | 0.36 | 484 | |
| 0 | 59 | 7.3 | 62 | 7.9 | 0.3600000( | 5.76 | 9 | |

| | | | | | | | |
|---|---|---|---|---|---|---|---|
| | | | | | Sum d2 | Sum D2 | 2242 |
| rp = | 0.4492077 | | | | 89.68 | 186.6 | 47.349762 |
| | | | | | | | |
| Hutton | 1993 | 165 | male | Items | | | 247.9 |
| L | 65 | 8.5 | 61 | 7.7 | 0.64 | 4.84 | 16 |
| F | 55 | 6.5 | 48 | 5.1 | 1.96 | 0.16 | 49 |
| K | 47 | 4.9 | 51 | 5.7 | 0.64 | 0.0400000 | 16 |
| 1 | 70 | 9.5 | 51 | 5.7 | 14.44 | 0.0400000 | 361 |
| 2 | 57 | 6.9 | 50 | 5.5 | 1.96 | 0 | 49 |
| 3 | 52 | 5.9 | 47 | 4.9 | 1 | 0.36 | 25 |
| 4 | 62 | 7.9 | 54 | 6.3 | 2.56 | 0.64 | 64 |
| 5 | 48 | 5.1 | 50 | 5.5 | 0.16 | 0 | 4 |
| 6 | 57 | 6.9 | 53 | 6.1 | 0.6400000 | 0.36 | 16 |
| 7 | 62 | 7.9 | 49 | 5.3 | 6.76 | 0.0400000 | 169 |
| 8 | 70 | 9.5 | 51 | 5.7 | 14.44 | 0.0400000 | 361 |
| 9 | 75 | 10.5 | 49 | 5.3 | 27.04 | 0.0400000 | 676 |
| 0 | 59 | 7.3 | 51 | 5.7 | 2.56 | 0.0400000 | 64 |
| | | | | | Sum d2 | Sum D2 | 1870 |
| rp = | -0.1440807 | | | | 74.8 | 6.6 | 43.243496 |
| | | | | | | | |
| Nichols | 1979 | 9 | male | YOS-1 | | | 381.001 |
| L | 65 | 8.5 | 56 | 6.7 | 3.24 | 1.44 | 81 |
| F | 55 | 6.5 | 48 | 5.1 | 1.96 | 0.16 | 49 |
| K | 47 | 4.9 | 47 | 4.9 | 0 | 0.36 | 0 |
| 1 | 70 | 9.5 | 57 | 6.9 | 6.76 | 1.96 | 169 |
| 2 | 57 | 6.9 | 45 | 4.5 | 5.76 | 1 | 144 |
| 3 | 52 | 5.9 | 54 | 6.3 | 0.16 | 0.64 | 4 |
| 4 | 62 | 7.9 | 50 | 5.5 | 5.76 | 0 | 144 |
| 5 | 48 | 5.1 | 48 | 5.1 | 0 | 0.16 | 0 |
| 6 | 57 | 6.9 | 64 | 8.3 | 1.96 | 7.84 | 49 |
| 7 | 62 | 7.9 | 53 | 6.1 | 3.24 | 0.36 | 81 |
| 8 | 70 | 9.5 | 45 | 4.5 | 25 | 1 | 625 |
| 9 | 75 | 10.5 | 53 | 6.1 | 19.36 | 0.36 | 484 |
| 0 | 59 | 7.3 | 51 | 5.7 | 2.56 | 0.0400000 | 64 |
| | | | | | Sum d2 | Sum D2 | 1894 |
| rp = | -0.0788949 | | | | 75.76 | 15.32 | 43.5201102 |
| | | | | | | | |
| Nichols | 1979 | 11 | male | YOS-2 | | | 381.002 |
| L | 65 | 8.5 | 56 | 6.7 | 3.24 | 1.44 | 81 |
| F | 55 | 6.5 | 73 | 10.1 | 12.96 | 21.16 | 324 |
| K | 47 | 4.9 | 47 | 4.9 | 0 | 0.36 | 0 |
| 1 | 70 | 9.5 | 84 | 12.3 | 7.84 | 46.24 | 196 |
| 2 | 57 | 6.9 | 66 | 8.7 | 3.24 | 10.24 | 81 |
| 3 | 52 | 5.9 | 76 | 10.7 | 23.04 | 27.04 | 576 |
| 4 | 62 | 7.9 | 74 | 10.3 | 5.76 | 23.04 | 144 |
| 5 | 48 | 5.1 | 48 | 5.1 | 0 | 0.16 | 0 |

| | | | | | | | |
|---|---|---|---|---|---|---|---|
| 6 | 57 | 6.9 | 64 | 8.3 | 1.96 | 7.84 | 49 |
| 7 | 62 | 7.9 | 64 | 8.3 | 0.16 | 7.84 | 4 |
| 8 | 70 | 9.5 | 70 | 9.5 | 0 | 16 | 0 |
| 9 | 75 | 10.5 | 62 | 7.9 | 6.76 | 5.76 | 169 |
| 0 | 59 | 7.3 | 57 | 6.9 | 0.16 | 1.96 | 4 |
| | | | | | Sum d2 | Sum D2 | 1628 |
| rp = | 0.5406968 | | | | 65.12 | 169.08 | 40.348482 |
| | | | | | | | |
| Nichols | 1979 | 17 | male | YOS-3 | | | 381.003 |
| L | 65 | 8.5 | 48 | 5.1 | 11.56 | 0.16 | 289 |
| F | 55 | 6.5 | 92 | 13.9 | 54.76 | 70.56 | 1369 |
| K | 47 | 4.9 | 35 | 2.5 | 5.76 | 9 | 144 |
| 1 | 70 | 9.5 | 62 | 7.9 | 2.56 | 5.76 | 64 |
| 2 | 57 | 6.9 | 59 | 7.3 | 0.16 | 3.24 | 4 |
| 3 | 52 | 5.9 | 54 | 6.3 | 0.16 | 0.64 | 4 |
| 4 | 62 | 7.9 | 64 | 8.3 | 0.16 | 7.84 | 4 |
| 5 | 48 | 5.1 | 50 | 5.5 | 0.16 | 0 | 4 |
| 6 | 57 | 6.9 | 79 | 11.3 | 19.36 | 33.64 | 484 |
| 7 | 62 | 7.9 | 72 | 9.9 | 4 | 19.36 | 100 |
| 8 | 70 | 9.5 | 84 | 12.3 | 7.84 | 46.24 | 196 |
| 9 | 75 | 10.5 | 69 | 9.3 | 1.44 | 14.44 | 36 |
| 0 | 59 | 7.3 | 63 | 8.1 | 0.64 | 6.76 | 16 |
| | | | | | Sum d2 | Sum D2 | 2714 |
| rp = | 0.4218766 | | | | 108.56 | 217.64 | 52.096065 |
| | | | | | | | |
| Nichols | 1979 | 28 | male | YOS-4 | | | 381.004 |
| L | 65 | 8.5 | 56 | 6.7 | 3.24 | 1.44 | 81 |
| F | 55 | 6.5 | 58 | 7.1 | 0.36 | 2.56 | 9 |
| K | 47 | 4.9 | 49 | 5.3 | 0.16 | 0.0400000 | 4 |
| 1 | 70 | 9.5 | 62 | 7.9 | 2.56 | 5.76 | 64 |
| 2 | 57 | 6.9 | 59 | 7.3 | 0.16 | 3.24 | 4 |
| 3 | 52 | 5.9 | 52 | 5.9 | 0 | 0.16 | 0 |
| 4 | 62 | 7.9 | 67 | 8.9 | 1 | 11.56 | 25 |
| 5 | 48 | 5.1 | 44 | 4.3 | 0.64 | 1.44 | 16 |
| 6 | 57 | 6.9 | 53 | 6.1 | 0.6400000 | 0.36 | 16 |
| 7 | 62 | 7.9 | 53 | 6.1 | 3.24 | 0.36 | 81 |
| 8 | 70 | 9.5 | 55 | 6.5 | 9 | 1 | 225 |
| 9 | 75 | 10.5 | 47 | 4.9 | 31.36 | 0.36 | 784 |
| 0 | 59 | 7.3 | 54 | 6.3 | 1 | 0.64 | 25 |
| | | | | | Sum d2 | Sum D2 | 1334 |
| rp = | 0.1893041 | | | | 53.36 | 28.92 | 36.523964 |
| | | | | | | | |
| Nichols | 1979 | 20 | male | YOS-5 | | | 381.005 |
| L | 65 | 8.5 | 56 | 6.7 | 3.24 | 1.44 | 81 |
| F | 55 | 6.5 | 48 | 5.1 | 1.96 | 0.16 | 49 |
| K | 47 | 4.9 | 45 | 4.5 | 0.16 | 1 | 4 |

| | | | | | | | |
|---|---|---|---|---|---|---|---|
| 1 | 70 | 9.5 | 45 | 4.5 | 25 | 1 | 625 |
| 2 | 57 | 6.9 | 52 | 5.9 | 1 | 0.16 | 25 |
| 3 | 52 | 5.9 | 42 | 3.9 | 4 | 2.56 | 100 |
| 4 | 62 | 7.9 | 52 | 5.9 | 4 | 0.16 | 100 |
| 5 | 48 | 5.1 | 40 | 3.5 | 2.56 | 4 | 64 |
| 6 | 57 | 6.9 | 42 | 3.9 | 9 | 2.56 | 225 |
| 7 | 62 | 7.9 | 43 | 4.1 | 14.44 | 1.96 | 361 |
| 8 | 70 | 9.5 | 42 | 3.9 | 31.36 | 2.56 | 784 |
| 9 | 75 | 10.5 | 47 | 4.9 | 31.36 | 0.36 | 784 |
| 0 | 59 | 7.3 | 55 | 6.5 | 0.64 | 1 | 16 |
| | | | | | Sum d2 | Sum D2 | 3218 |
| rp = | -0.3068020 | | | | 128.72 | 18.92 | 56.727418 |
| | | | | | | | |
| Nichols | 1979 | 30 | male | YOS-6 | | | 381.006 |
| L | 65 | 8.5 | 56 | 6.7 | 3.24 | 1.44 | 81 |
| F | 55 | 6.5 | 45 | 4.5 | 4 | 1 | 100 |
| K | 47 | 4.9 | 49 | 5.3 | 0.16 | 0.0400000 | 4 |
| 1 | 70 | 9.5 | 45 | 4.5 | 25 | 1 | 625 |
| 2 | 57 | 6.9 | 45 | 4.5 | 5.76 | 1 | 144 |
| 3 | 52 | 5.9 | 43 | 4.1 | 3.24 | 1.96 | 81 |
| 4 | 62 | 7.9 | 54 | 6.3 | 2.56 | 0.64 | 64 |
| 5 | 48 | 5.1 | 46 | 4.7 | 0.16 | 0.64 | 4 |
| 6 | 57 | 6.9 | 53 | 6.1 | 0.6400000 | 0.36 | 16 |
| 7 | 62 | 7.9 | 44 | 4.3 | 12.96 | 1.44 | 324 |
| 8 | 70 | 9.5 | 47 | 4.9 | 21.16 | 0.36 | 529 |
| 9 | 75 | 10.5 | 56 | 6.7 | 14.44 | 1.44 | 361 |
| 0 | 59 | 7.3 | 42 | 3.9 | 11.56 | 2.56 | 289 |
| | | | | | Sum d2 | Sum D2 | 2622 |
| rp = | -0.2476802 | | | | 104.88 | 13.88 | 51.205468 |
| | | | | | | | |
| Nichols | 1979 | 7 | male | YOS-7 | | | 381.007 |
| L | 65 | 8.5 | 52 | 5.9 | 6.76 | 0.16 | 169 |
| F | 55 | 6.5 | 58 | 7.1 | 0.36 | 2.56 | 9 |
| K | 47 | 4.9 | 49 | 5.3 | 0.16 | 0.0400000 | 4 |
| 1 | 70 | 9.5 | 51 | 5.7 | 14.44 | 0.0400000 | 361 |
| 2 | 57 | 6.9 | 45 | 4.5 | 5.76 | 1 | 144 |
| 3 | 52 | 5.9 | 52 | 5.9 | 0 | 0.16 | 0 |
| 4 | 62 | 7.9 | 62 | 7.9 | 0 | 5.76 | 0 |
| 5 | 48 | 5.1 | 46 | 4.7 | 0.16 | 0.64 | 4 |
| 6 | 57 | 6.9 | 46 | 4.7 | 4.84 | 0.64 | 121 |
| 7 | 62 | 7.9 | 49 | 5.3 | 6.76 | 0.0400000 | 169 |
| 8 | 70 | 9.5 | 55 | 6.5 | 9 | 1 | 225 |
| 9 | 75 | 10.5 | 75 | 10.5 | 0 | 25 | 0 |
| 0 | 59 | 7.3 | 41 | 3.7 | 12.96 | 3.24 | 324 |
| | | | | | Sum d2 | Sum D2 | 1530 |
| rp = | 0.1885441 | | | | 61.2 | 40.28 | 39.115214 |

| | | | | | | | |
|---|---|---|---|---|---|---|---|
| Nichols | 1979 | 21 | male | YOS-8 | | | 381.008 |
| L | 65 | 8.5 | 52 | 5.9 | 6.76 | 0.16 | 169 |
| F | 55 | 6.5 | 70 | 9.5 | 9 | 16 | 225 |
| K | 47 | 4.9 | 41 | 3.7 | 1.44 | 3.24 | 36 |
| 1 | 70 | 9.5 | 51 | 5.7 | 14.44 | 0.04000000 | 361 |
| 2 | 57 | 6.9 | 54 | 6.3 | 0.36000000 | 0.64 | 9 |
| 3 | 52 | 5.9 | 43 | 4.1 | 3.24 | 1.96 | 81 |
| 4 | 62 | 7.9 | 62 | 7.9 | 0 | 5.76 | 0 |
| 5 | 48 | 5.1 | 48 | 5.1 | 0 | 0.16 | 0 |
| 6 | 57 | 6.9 | 72 | 9.9 | 9 | 19.36 | 225 |
| 7 | 62 | 7.9 | 59 | 7.3 | 0.36000000 | 3.24 | 9 |
| 8 | 70 | 9.5 | 65 | 8.5 | 1 | 9 | 25 |
| 9 | 75 | 10.5 | 62 | 7.9 | 6.76 | 5.76 | 169 |
| 0 | 59 | 7.3 | 55 | 6.5 | 0.64 | 1 | 16 |
| | | | | | Sum d2 | Sum D2 | 1325 |
| rp = | 0.37159117 | | | | 53 | 66.32 | 36.400549 |

| | | | | | | | |
|---|---|---|---|---|---|---|---|
| Nichols | 1979 | 2 | male | YOS-9 | | | 381.009 |
| L | 65 | 8.5 | 61 | 7.7 | 0.64 | 4.84 | 16 |
| F | 55 | 6.5 | 95 | 14.5 | 64 | 81 | 1600 |
| K | 47 | 4.9 | 45 | 4.5 | 0.16 | 1 | 4 |
| 1 | 70 | 9.5 | 84 | 12.3 | 7.84 | 46.24 | 196 |
| 2 | 57 | 6.9 | 89 | 13.3 | 40.96 | 60.84 | 1024 |
| 3 | 52 | 5.9 | 81 | 11.7 | 33.64 | 38.44 | 841 |
| 4 | 62 | 7.9 | 87 | 12.9 | 25 | 54.76 | 625 |
| 5 | 48 | 5.1 | 50 | 5.5 | 0.16 | 0 | 4 |
| 6 | 57 | 6.9 | 83 | 12.1 | 27.04 | 43.56 | 676 |
| 7 | 62 | 7.9 | 98 | 15.1 | 51.84 | 92.16 | 1296 |
| 8 | 70 | 9.5 | 101 | 15.7 | 38.44 | 104.04 | 961 |
| 9 | 75 | 10.5 | 65 | 8.5 | 4 | 9 | 100 |
| 0 | 59 | 7.3 | 78 | 11.1 | 14.44 | 31.36 | 361 |
| | | | | | Sum d2 | Sum D2 | 7704 |
| rp = | 0.33353518 | | | | 308.16 | 567.24 | 87.772433 |

| | | | | | | | |
|---|---|---|---|---|---|---|---|
| Owens | 2002 | 13 males | inteference | | | | 407.01 |
| L | 65 | 8.5 | 48.9 | 5.28 | 10.3684 | 0.04840000 | 259.21 |
| F | 55 | 6.5 | 65.4 | 8.58 | 4.32640000 | 9.48640000 | 108.16 |
| K | 47 | 4.9 | 56.1 | 6.72 | 3.3124 | 1.4884 | 82.81 |
| 1 | 70 | 9.5 | 54.4 | 6.38 | 9.7344 | 0.7744 | 243.36 |
| 2 | 57 | 6.9 | 65.5 | 8.6 | 2.89 | 9.61 | 72.25 |
| 3 | 52 | 5.9 | 55.8 | 6.66 | 0.57759999 | 1.3456 | 14.44 |
| 4 | 62 | 7.9 | 81.3 | 11.76 | 14.8996 | 39.1876 | 372.49 |
| 5 | 48 | 5.1 | 51.9 | 5.88 | 0.6084 | 0.1444 | 15.21 |
| 6 | 57 | 6.9 | 60.9 | 7.68 | 0.60839999 | 4.7524 | 15.21 |
| 7 | 62 | 7.9 | 60.1 | 7.52 | 0.1444 | 4.0804 | 3.60999999 |

| | | | | | | | | |
|---|---|---|---|---|---|---|---|---|
| 8 | 70 | 9.5 | 65.3 | 8.56 | 0.8836000 | 9.3635999 | 22.09 | |
| 9 | 75 | 10.5 | 68 | 9.1 | 1.96 | 12.96 | 49 | |
| 0 | 59 | 7.3 | 49.4 | 5.38 | 3.6864 | 0.0144 | 92.16 | |
| | | | | | Sum d2 | Sum D2 | 1350 | |
| rp = | 0.4507059 | | | | 54 | 93.256 | 36.742346 | |
| | | | | | | | | |
| Owens | 2002 | 12 males | Damage to | Property | | | 407.02 | |
| L | 65 | 8.5 | 51.8 | 5.86 | 6.9696 | 0.1296 | 174.24 | |
| F | 55 | 6.5 | 73.7 | 10.24 | 13.9876 | 22.4676 | 349.69 | |
| K | 47 | 4.9 | 54.1 | 6.32 | 2.0164 | 0.6724 | 50.41 | |
| 1 | 70 | 9.5 | 61.6 | 7.82 | 2.8224 | 5.3824 | 70.56 | |
| 2 | 57 | 6.9 | 64.7 | 8.44 | 2.3716 | 8.6436000 | 59.29 | |
| 3 | 52 | 5.9 | 59.8 | 7.46 | 2.4336 | 3.8416 | 60.84 | |
| 4 | 62 | 7.9 | 75.8 | 10.66 | 7.6176 | 26.6256 | 190.44 | |
| 5 | 48 | 5.1 | 55.3 | 6.56 | 2.1316 | 1.1236 | 53.29 | |
| 6 | 57 | 6.9 | 68.5 | 9.2 | 5.2899999 | 13.69 | 132.25 | |
| 7 | 62 | 7.9 | 63 | 8.1 | 0.0399999 | 6.76 | 1 | |
| 8 | 70 | 9.5 | 71 | 9.7 | 0.0399999 | 17.64 | 1 | |
| 9 | 75 | 10.5 | 65.5 | 8.6 | 3.61 | 9.61 | 90.25 | |
| 0 | 59 | 7.3 | 53.2 | 6.14 | 1.3456 | 0.4096000 | 33.64 | |
| | | | | | Sum d2 | Sum D2 | 1266.9 | |
| rp = | 0.5330089 | | | | 50.676 | 116.996 | 35.593538 | |
| | | | | | | | | |
| Owens | 2002 | 12 males | Drugs | | | | 407.03 | |
| L | 65 | 8.5 | 57.8 | 7.06 | 2.0736 | 2.4336 | 51.84 | |
| F | 55 | 6.5 | 90.9 | 13.68 | 51.5524 | 66.9124 | 1288.81 | |
| K | 47 | 4.9 | 51.8 | 5.86 | 0.9215999 | 0.1296 | 23.04 | |
| 1 | 70 | 9.5 | 70.8 | 9.66 | 0.0256 | 17.3056 | 0.6399999 | |
| 2 | 57 | 6.9 | 75.8 | 10.66 | 14.1376 | 26.6256 | 353.44 | |
| 3 | 52 | 5.9 | 70.4 | 9.58 | 13.5424 | 16.6464 | 338.56 | |
| 4 | 62 | 7.9 | 81 | 11.7 | 14.44 | 38.44 | 361 | |
| 5 | 48 | 5.1 | 58.8 | 7.26 | 4.6656 | 3.0976 | 116.64 | |
| 6 | 57 | 6.9 | 85.3 | 12.56 | 32.0356 | 49.8436 | 800.89 | |
| 7 | 62 | 7.9 | 74.8 | 10.46 | 6.5535999 | 24.6016 | 163.84 | |
| 8 | 70 | 9.5 | 87 | 12.9 | 11.56 | 54.76 | 289 | |
| 9 | 75 | 10.5 | 59.3 | 7.36 | 9.8596 | 3.4596 | 246.49 | |
| 0 | 59 | 7.3 | 63.3 | 8.16 | 0.7396000 | 7.0756 | 18.49 | |
| | | | | | Sum d2 | Sum D2 | 4052.68 | |
| rp = | 0.3798481 | | | | 162.1072 | 311.3312 | 63.660662 | |
| | | | | | | | | |
| Owens | 2002 | 17 males | Sexual | Assault | | | 407.04 | |
| L | 65 | 8.5 | 55.4 | 6.58 | 3.6864 | 1.1664 | 92.16 | |
| F | 55 | 6.5 | 75.1 | 10.52 | 16.1604 | 25.2004 | 404.01 | |
| K | 47 | 4.9 | 53.3 | 6.16 | 1.5876 | 0.4355999 | 39.69 | |
| 1 | 70 | 9.5 | 60.6 | 7.62 | 3.5344 | 4.4944 | 88.36 | |
| 2 | 57 | 6.9 | 74.3 | 10.36 | 11.9716 | 23.6196 | 299.29 | |

| | | | | | | | |
|---|---|---|---|---|---|---|---|
| 3 | 52 | 5.9 | 60.6 | 7.62 | 2.9584 | 4.4944 | 73.96 |
| 4 | 62 | 7.9 | 79.3 | 11.36 | 11.9716 | 34.3396 | 299.29 |
| 5 | 48 | 5.1 | 62 | 7.9 | 7.84 | 5.76 | 196 |
| 6 | 57 | 6.9 | 73.1 | 10.12 | 10.3684 | 21.3444 | 259.21 |
| 7 | 62 | 7.9 | 67 | 8.9 | 1 | 11.56 | 25 |
| 8 | 70 | 9.5 | 78.8 | 11.26 | 3.0976 | 33.1776 | 77.44 |
| 9 | 75 | 10.5 | 66.8 | 8.86 | 2.6896 | 11.2896 | 67.240000 |
| 0 | 59 | 7.3 | 55.4 | 6.58 | 0.5184 | 1.1664 | 12.96 |
| | | | | | Sum d2 | Sum D2 | 1934.61 |
| rp = | 0.4922163 | | | | 77.3844 | 178.0484 | 43.984201 |
| | | | | | | | |
| Owens | 2002 | 17 males | Battery | | | | 407.05 |
| L | 65 | 8.5 | 55.5 | 6.6 | 3.61 | 1.21 | 90.25 |
| F | 55 | 6.5 | 72.3 | 9.96 | 11.9716 | 19.8916 | 299.29 |
| K | 47 | 4.9 | 53.6 | 6.22 | 1.7424 | 0.5184000 | 43.56 |
| 1 | 70 | 9.5 | 67.9 | 9.08 | 0.1763999 | 12.8164 | 4.4099999 |
| 2 | 57 | 6.9 | 73.3 | 10.16 | 10.6276 | 21.7156 | 265.69 |
| 3 | 52 | 5.9 | 65.2 | 8.54 | 6.9696 | 9.2416000 | 174.24 |
| 4 | 62 | 7.9 | 81.4 | 11.78 | 15.0544 | 39.4384 | 376.36 |
| 5 | 48 | 5.1 | 59.1 | 7.32 | 4.9284 | 3.3124 | 123.21 |
| 6 | 57 | 6.9 | 72.3 | 9.96 | 9.3635999 | 19.8916 | 234.09 |
| 7 | 62 | 7.9 | 72.9 | 10.08 | 4.7524000 | 20.9764 | 118.81 |
| 8 | 70 | 9.5 | 78.5 | 11.2 | 2.89 | 32.49 | 72.25 |
| 9 | 75 | 10.5 | 65.4 | 8.58 | 3.6863999 | 9.4864000 | 92.159999 |
| 0 | 59 | 7.3 | 56.5 | 6.8 | 0.25 | 1.69 | 6.25 |
| | | | | | Sum d2 | Sum D2 | 1900.57 |
| rp = | 0.5219617 | | | | 76.0228 | 192.6788 | 43.595527 |
| | | | | | | | |
| Owens | 2002 | 19 males | Homocide | | | | 407.06 |
| L | 65 | 8.5 | 56 | 6.7 | 3.24 | 1.44 | 81 |
| F | 55 | 6.5 | 70.8 | 9.66 | 9.9856 | 17.3056 | 249.64 |
| K | 47 | 4.9 | 54.2 | 6.34 | 2.0736 | 0.7056000 | 51.84 |
| 1 | 70 | 9.5 | 60.7 | 7.64 | 3.4596 | 4.5796 | 86.49 |
| 2 | 57 | 6.9 | 70.3 | 9.56 | 7.0755999 | 16.4836 | 176.89 |
| 3 | 52 | 5.9 | 60.5 | 7.6 | 2.89 | 4.41 | 72.25 |
| 4 | 62 | 7.9 | 79.6 | 11.42 | 12.3904 | 35.0464 | 309.76 |
| 5 | 48 | 5.1 | 59.2 | 7.34 | 5.0176000 | 3.3856 | 125.44 |
| 6 | 57 | 6.9 | 65.8 | 8.66 | 3.0976 | 9.9856 | 77.44 |
| 7 | 62 | 7.9 | 66.8 | 8.86 | 0.9215999 | 11.2896 | 23.04 |
| 8 | 70 | 9.5 | 72.3 | 9.96 | 0.2115999 | 19.8916 | 5.2899999 |
| 9 | 75 | 10.5 | 65.2 | 8.54 | 3.8416 | 9.2416000 | 96.039999 |
| 0 | 59 | 7.3 | 52.4 | 5.98 | 1.7424 | 0.2304 | 43.56 |
| | | | | | Sum d2 | Sum D2 | 1398.68 |
| rp = | 0.5324142 | | | | 55.9472 | 133.9952 | 37.398930 |
| | | | | | | | |
| Owens | 2002 | 8 males | Retail Theft | | | | 407.07 |

| | | | | | | | |
|---|---|---|---|---|---|---|---|
| L | 65 | 8.5 | 49.8 | 5.46 | 9.2416000 | 0.0016000 | 231.04 |
| F | 55 | 6.5 | 83 | 12.1 | 31.36 | 43.56 | 784 |
| K | 47 | 4.9 | 42.4 | 3.98 | 0.8464000 | 2.3104 | 21.16 |
| 1 | 70 | 9.5 | 62 | 7.9 | 2.56 | 5.76 | 64 |
| 2 | 57 | 6.9 | 71.4 | 9.78 | 8.2944 | 18.3184 | 207.36 |
| 3 | 52 | 5.9 | 58.6 | 7.22 | 1.7424 | 2.9584 | 43.56 |
| 4 | 62 | 7.9 | 76.9 | 10.88 | 8.8804 | 28.9444 | 222.01 |
| 5 | 48 | 5.1 | 55.4 | 6.58 | 2.1904 | 1.1664 | 54.76 |
| 6 | 57 | 6.9 | 74.8 | 10.46 | 12.6736 | 24.6016 | 316.84 |
| 7 | 62 | 7.9 | 72.5 | 10 | 4.41 | 20.25 | 110.25 |
| 8 | 70 | 9.5 | 80.1 | 11.52 | 4.0804 | 36.2404 | 102.01 |
| 9 | 75 | 10.5 | 64 | 8.3 | 4.84 | 7.84 | 121 |
| 0 | 59 | 7.3 | 60.8 | 7.66 | 0.1296 | 4.6656 | 3.2399999 |
| | | | | | Sum d2 | Sum D2 | 2281.23 |
| rp = | 0.4588252 | | | | 91.2492 | 196.6172 | 47.762223 |
| | | | | | | | |
| Owens | 2002 | 21 males | Theft | | | | 407.08 |
| L | 65 | 8.5 | 51.3 | 5.76 | 7.5076 | 0.0675999 | 187.69 |
| F | 55 | 6.5 | 81.6 | 11.82 | 28.3024 | 39.9424 | 707.56 |
| K | 47 | 4.9 | 47.3 | 4.96 | 0.0035999 | 0.2916000 | 0.0899999 |
| 1 | 70 | 9.5 | 64.8 | 8.46 | 1.0816 | 8.7615999 | 27.04 |
| 2 | 57 | 6.9 | 74.8 | 10.46 | 12.6736 | 24.6016 | 316.84 |
| 3 | 52 | 5.9 | 59.5 | 7.4 | 2.25 | 3.61 | 56.25 |
| 4 | 62 | 7.9 | 77.1 | 10.92 | 9.1203999 | 29.3764 | 228.01 |
| 5 | 48 | 5.1 | 57.1 | 6.92 | 3.3124 | 2.0164 | 82.81 |
| 6 | 57 | 6.9 | 72.2 | 9.94 | 9.2416000 | 19.7136 | 231.04 |
| 7 | 62 | 7.9 | 70.6 | 9.62 | 2.9584 | 16.9744 | 73.959999 |
| 8 | 70 | 9.5 | 82.3 | 11.96 | 6.0516 | 41.7316 | 151.29 |
| 9 | 75 | 10.5 | 64.9 | 8.48 | 4.0804 | 8.8804 | 102.01 |
| 0 | 59 | 7.3 | 61.7 | 7.84 | 0.2916000 | 5.4756 | 7.2900000 |
| | | | | | Sum d2 | Sum D2 | 2171.88 |
| rp = | 0.4854559 | | | | 86.8752 | 201.4432 | 46.603433 |
| | | | | | | | |
| Owens | 2002 | 28 males | OMVWOC | | | | 407.09 |
| L | 65 | 8.5 | 54.3 | 6.36 | 4.5796 | 0.7395999 | 114.49 |
| F | 55 | 6.5 | 73.5 | 10.2 | 13.69 | 22.09 | 342.25 |
| K | 47 | 4.9 | 53.1 | 6.12 | 1.4884 | 0.3844 | 37.21 |
| 1 | 70 | 9.5 | 62.8 | 8.06 | 2.0736 | 6.5535999 | 51.84 |
| 2 | 57 | 6.9 | 68.1 | 9.12 | 4.9283999 | 13.1044 | 123.21 |
| 3 | 52 | 5.9 | 58.5 | 7.2 | 1.69 | 2.89 | 42.25 |
| 4 | 62 | 7.9 | 76.9 | 10.88 | 8.8804 | 28.9444 | 222.01 |
| 5 | 48 | 5.1 | 53 | 6.1 | 1 | 0.36 | 25 |
| 6 | 57 | 6.9 | 64.4 | 8.38 | 2.1904 | 8.2944 | 54.760000 |
| 7 | 62 | 7.9 | 64.5 | 8.4 | 0.25 | 8.41 | 6.25 |
| 8 | 70 | 9.5 | 74.8 | 10.46 | 0.9215999 | 24.6016 | 23.04 |
| 9 | 75 | 10.5 | 67.4 | 8.98 | 2.3104 | 12.1104 | 57.759999 |

| | | | | | | | | |
|---|---|---|---|---|---|---|---|---|
| 0 | 59 | 7.3 | 52.2 | 5.94 | 1.8496 | 0.1936 | 46.24 | |
| | | | | | Sum d2 | Sum D2 | 1146.31 | |
| rp = | 0.5904002 | | | | 45.8524 | 128.6764 | 33.857200 | |
| | | | | | | | | |
| Owens | 2002 | 15 males | Forgery | | | | 407.001 | |
| L | 65 | 8.5 | 49.9 | 5.48 | 9.1204 | 0.0004000 | 228.01 | |
| F | 55 | 6.5 | 66.5 | 8.8 | 5.29 | 10.89 | 132.25 | |
| K | 47 | 4.9 | 50.2 | 5.54 | 0.4096000 | 0.0016000 | 10.24 | |
| 1 | 70 | 9.5 | 58 | 7.1 | 5.76 | 2.56 | 144 | |
| 2 | 57 | 6.9 | 67.1 | 8.92 | 4.0803999 | 11.6964 | 102.01 | |
| 3 | 52 | 5.9 | 57.7 | 7.04 | 1.2996 | 2.3716 | 32.49 | |
| 4 | 62 | 7.9 | 74.1 | 10.32 | 5.8563999 | 23.2324 | 146.41 | |
| 5 | 48 | 5.1 | 56.2 | 6.74 | 2.6896 | 1.5376 | 67.240000 | |
| 6 | 57 | 6.9 | 65.3 | 8.56 | 2.7555999 | 9.3635999 | 68.89 | |
| 7 | 62 | 7.9 | 60 | 7.5 | 0.16 | 4 | 4 | |
| 8 | 70 | 9.5 | 70 | 9.5 | 0 | 16 | 0 | |
| 9 | 75 | 10.5 | 67.9 | 9.08 | 2.0163999 | 12.8164 | 50.409999 | |
| 0 | 59 | 7.3 | 51.2 | 5.74 | 2.4336 | 0.0576000 | 60.84 | |
| | | | | | Sum d2 | Sum D2 | 1046.79 | |
| rp = | 0.5491841 | | | | 41.8716 | 94.5276 | 32.354134 | |
| | | | | | | | | |
| Owens | 2002 | 19 males | Robbery | | | | 407.0012 | |
| L | 65 | 8.5 | 57 | 6.9 | 2.56 | 1.96 | 64 | |
| F | 55 | 6.5 | 77.9 | 11.08 | 20.9764 | 31.1364 | 524.41 | |
| K | 47 | 4.9 | 52.2 | 5.94 | 1.0816 | 0.1936 | 27.04 | |
| 1 | 70 | 9.5 | 67.4 | 8.98 | 0.2704 | 12.1104 | 6.7599999 | |
| 2 | 57 | 6.9 | 75.8 | 10.66 | 14.1376 | 26.6256 | 353.44 | |
| 3 | 52 | 5.9 | 65.9 | 8.68 | 7.7284000 | 10.1124 | 193.21 | |
| 4 | 62 | 7.9 | 79.3 | 11.36 | 11.9716 | 34.3396 | 299.29 | |
| 5 | 48 | 5.1 | 57.8 | 7.06 | 3.8416 | 2.4336 | 96.039999 | |
| 6 | 57 | 6.9 | 68.7 | 9.24 | 5.4756 | 13.9876 | 136.89 | |
| 7 | 62 | 7.9 | 66.5 | 8.8 | 0.8100000 | 10.89 | 20.25 | |
| 8 | 70 | 9.5 | 73.2 | 10.14 | 0.4096000 | 21.5296 | 10.24 | |
| 9 | 75 | 10.5 | 69.6 | 9.42 | 1.1664 | 15.3664 | 29.160000 | |
| 0 | 59 | 7.3 | 55.8 | 6.66 | 0.4096000 | 1.3456 | 10.24 | |
| | | | | | Sum d2 | Sum D2 | 1770.97 | |
| rp = | 0.5312252 | | | | 70.8388 | 182.0308 | 42.082894 | |
| | | | | | | | | |
| Owens | 2002 | 33 males | Burglary | | | | 407.0013 | |
| L | 65 | 8.5 | 50.8 | 5.66 | 8.0656 | 0.0255999 | 201.64 | |
| F | 55 | 6.5 | 81.3 | 11.76 | 27.6676 | 39.1876 | 691.69 | |
| K | 47 | 4.9 | 46.6 | 4.82 | 0.0064000 | 0.4624 | 0.1599999 | |
| 1 | 70 | 9.5 | 62.6 | 8.02 | 2.1904 | 6.3504 | 54.76 | |
| 2 | 57 | 6.9 | 75.8 | 10.66 | 14.1376 | 26.6256 | 353.44 | |
| 3 | 52 | 5.9 | 59 | 7.3 | 1.96 | 3.24 | 49 | |
| 4 | 62 | 7.9 | 76.4 | 10.78 | 8.2944 | 27.8784 | 207.36 | |

| | | | | | | | |
|---|---|---|---|---|---|---|---|
| 5 | 48 | 5.1 | 55.7 | 6.64 | 2.3716 | 1.2996 | 59.29 |
| 6 | 57 | 6.9 | 73 | 10.1 | 10.24 | 21.16 | 256 |
| 7 | 62 | 7.9 | 72.2 | 9.94 | 4.1616 | 19.7136 | 104.04 |
| 8 | 70 | 9.5 | 80.6 | 11.62 | 4.4944 | 37.4544 | 112.36 |
| 9 | 75 | 10.5 | 64.2 | 8.34 | 4.6656 | 8.0656 | 116.64 |
| 0 | 59 | 7.3 | 60.7 | 7.64 | 0.1156000 | 4.5796 | 2.8900000 |
| | | | | | Sum d2 | Sum D2 | 2209.27 |
| rp = | 0.4704745 | | | | 88.3708 | 196.0428 | 47.002872 |
| | | | | | | | |
| Schulein | 1982 | 24 male | Ables | | | | 457.1 |
| L | 65 | 8.5 | 50 | 5.5 | 9 | 0 | 225 |
| F | 55 | 6.5 | 60 | 7.5 | 1 | 4 | 25 |
| K | 47 | 4.9 | 59 | 7.3 | 5.76 | 3.24 | 144 |
| 1 | 70 | 9.5 | 52 | 5.9 | 12.96 | 0.16 | 324 |
| 2 | 57 | 6.9 | 53 | 6.1 | 0.6400000 | 0.36 | 16 |
| 3 | 52 | 5.9 | 55 | 6.5 | 0.36 | 1 | 9 |
| 4 | 62 | 7.9 | 74 | 10.3 | 5.76 | 23.04 | 144 |
| 5 | 48 | 5.1 | 55 | 6.5 | 1.96 | 1 | 49 |
| 6 | 57 | 6.9 | 56 | 6.7 | 0.0400000 | 1.44 | 1 |
| 7 | 62 | 7.9 | 54 | 6.3 | 2.56 | 0.64 | 64 |
| 8 | 70 | 9.5 | 57 | 6.9 | 6.76 | 1.96 | 169 |
| 9 | 75 | 10.5 | 70 | 9.5 | 1 | 16 | 25 |
| 0 | 59 | 7.3 | 46 | 4.7 | 6.76 | 0.64 | 169 |
| | | | | | Sum d2 | Sum D2 | 1364 |
| rp = | 0.3067344 | | | | 54.56 | 53.48 | 36.932370 |
| | | | | | | | |
| Schulein | 1982 | 5 male | Bakers | | | | 457.2 |
| L | 65 | 8.5 | 60 | 7.5 | 1 | 4 | 25 |
| F | 55 | 6.5 | 60 | 7.5 | 1 | 4 | 25 |
| K | 47 | 4.9 | 57 | 6.9 | 4 | 1.96 | 100 |
| 1 | 70 | 9.5 | 54 | 6.3 | 10.24 | 0.64 | 256 |
| 2 | 57 | 6.9 | 68 | 9.1 | 4.84 | 12.96 | 121 |
| 3 | 52 | 5.9 | 58 | 7.1 | 1.44 | 2.56 | 36 |
| 4 | 62 | 7.9 | 71 | 9.7 | 3.24 | 17.64 | 81 |
| 5 | 48 | 5.1 | 51 | 5.7 | 0.3600000 | 0.0400000 | 9 |
| 6 | 57 | 6.9 | 59 | 7.3 | 0.16 | 3.24 | 4 |
| 7 | 62 | 7.9 | 58 | 7.1 | 0.6400000 | 2.56 | 16 |
| 8 | 70 | 9.5 | 53 | 6.1 | 11.56 | 0.36 | 289 |
| 9 | 75 | 10.5 | 55 | 6.5 | 16 | 1 | 400 |
| 0 | 59 | 7.3 | 50 | 5.5 | 3.24 | 0 | 81 |
| | | | | | Sum d2 | Sum D2 | 1443 |
| rp = | 0.2695520 | | | | 57.72 | 50.96 | 37.986839 |
| | | | | | | | |
| Schulein | 1982 | 11 male | Charlies | | | | 457.3 |
| L | 65 | 8.5 | 50 | 5.5 | 9 | 0 | 225 |
| F | 55 | 6.5 | 78 | 11.1 | 21.16 | 31.36 | 529 |

| | | | | | | | |
|---|---|---|---|---|---|---|---|
| K | 47 | 4.9 | 48 | 5.1 | 0.0399999 | 0.16 | 1 |
| 1 | 70 | 9.5 | 65 | 8.5 | 1 | 9 | 25 |
| 2 | 57 | 6.9 | 63 | 8.1 | 1.44 | 6.76 | 36 |
| 3 | 52 | 5.9 | 60 | 7.5 | 2.56 | 4 | 64 |
| 4 | 62 | 7.9 | 81 | 11.7 | 14.44 | 38.44 | 361 |
| 5 | 48 | 5.1 | 67 | 8.9 | 14.44 | 11.56 | 361 |
| 6 | 57 | 6.9 | 85 | 12.5 | 31.36 | 49 | 784 |
| 7 | 62 | 7.9 | 73 | 10.1 | 4.84 | 21.16 | 121 |
| 8 | 70 | 9.5 | 82 | 11.9 | 5.76 | 40.96 | 144 |
| 9 | 75 | 10.5 | 81 | 11.7 | 1.44 | 38.44 | 36 |
| 0 | 59 | 7.3 | 58 | 7.1 | 0.0400000 | 2.56 | 1 |
| | | | | | Sum d2 | Sum D2 | 2688 |
| rp = | 0.4758701 | | | | 107.52 | 253.4 | 51.845925 |
| | | | | | | | |
| Schulein | 1982 | 26 male | Deltas | | | | 457.4 |
| L | 65 | 8.5 | 50 | 5.5 | 9 | 0 | 225 |
| F | 55 | 6.5 | 60 | 7.5 | 1 | 4 | 25 |
| K | 47 | 4.9 | 55 | 6.5 | 2.56 | 1 | 64 |
| 1 | 70 | 9.5 | 52 | 5.9 | 12.96 | 0.16 | 324 |
| 2 | 57 | 6.9 | 60 | 7.5 | 0.36 | 4 | 9 |
| 3 | 52 | 5.9 | 56 | 6.7 | 0.64 | 1.44 | 16 |
| 4 | 62 | 7.9 | 83 | 12.1 | 17.64 | 43.56 | 441 |
| 5 | 48 | 5.1 | 59 | 7.3 | 4.84 | 3.24 | 121 |
| 6 | 57 | 6.9 | 56 | 6.7 | 0.0400000 | 1.44 | 1 |
| 7 | 62 | 7.9 | 60 | 7.5 | 0.16 | 4 | 4 |
| 8 | 70 | 9.5 | 59 | 7.3 | 4.84 | 3.24 | 121 |
| 9 | 75 | 10.5 | 58 | 7.1 | 11.56 | 2.56 | 289 |
| 0 | 59 | 7.3 | 53 | 6.1 | 1.44 | 0.36 | 36 |
| | | | | | Sum d2 | Sum D2 | 1676 |
| rp = | 0.2768069 | | | | 67.04 | 69 | 40.938978 |
| | | | | | | | |
| Schulein | 1982 | 11 male | Easys | | | | 457.5 |
| L | 65 | 8.5 | 56 | 6.7 | 3.24 | 1.44 | 81 |
| F | 55 | 6.5 | 55 | 6.5 | 0 | 1 | 0 |
| K | 47 | 4.9 | 62 | 7.9 | 9 | 5.76 | 225 |
| 1 | 70 | 9.5 | 57 | 6.9 | 6.76 | 1.96 | 169 |
| 2 | 57 | 6.9 | 60 | 7.5 | 0.36 | 4 | 9 |
| 3 | 52 | 5.9 | 64 | 8.3 | 5.76 | 7.84 | 144 |
| 4 | 62 | 7.9 | 67 | 8.9 | 1 | 11.56 | 25 |
| 5 | 48 | 5.1 | 59 | 7.3 | 4.84 | 3.24 | 121 |
| 6 | 57 | 6.9 | 56 | 6.7 | 0.0400000 | 1.44 | 1 |
| 7 | 62 | 7.9 | 58 | 7.1 | 0.6400000 | 2.56 | 16 |
| 8 | 70 | 9.5 | 57 | 6.9 | 6.76 | 1.96 | 169 |
| 9 | 75 | 10.5 | 53 | 6.1 | 19.36 | 0.36 | 484 |
| 0 | 59 | 7.3 | 43 | 4.1 | 10.24 | 1.96 | 256 |
| | | | | | Sum d2 | Sum D2 | 1700 |

| | | | | | | | |
|---|---|---|---|---|---|---|---|
| rp = | 0.1627677 | | | | 68 | 45.08 | 41.231056 |
| | | | | | | | |
| Schulein | 1982 | 11 male | Foxtrots | | | | 457.6 |
| L | 65 | 8.5 | 46 | 4.7 | 14.44 | 0.64 | 361 |
| F | 55 | 6.5 | 73 | 10.1 | 12.96 | 21.16 | 324 |
| K | 47 | 4.9 | 48 | 5.1 | 0.0399999 | 0.16 | 1 |
| 1 | 70 | 9.5 | 57 | 6.9 | 6.76 | 1.96 | 169 |
| 2 | 57 | 6.9 | 58 | 7.1 | 0.0399999 | 2.56 | 1 |
| 3 | 52 | 5.9 | 55 | 6.5 | 0.36 | 1 | 9 |
| 4 | 62 | 7.9 | 79 | 11.3 | 11.56 | 33.64 | 289 |
| 5 | 48 | 5.1 | 55 | 6.5 | 1.96 | 1 | 49 |
| 6 | 57 | 6.9 | 59 | 7.3 | 0.16 | 3.24 | 4 |
| 7 | 62 | 7.9 | 58 | 7.1 | 0.6400000 | 2.56 | 16 |
| 8 | 70 | 9.5 | 76 | 10.7 | 1.44 | 27.04 | 36 |
| 9 | 75 | 10.5 | 78 | 11.1 | 0.36 | 31.36 | 9 |
| 0 | 59 | 7.3 | 54 | 6.3 | 1 | 0.64 | 25 |
| | | | | | Sum d2 | Sum D2 | 1293 |
| rp = | 0.5463953 | | | | 51.72 | 126.96 | 35.958309 |
| | | | | | | | |
| Schulein | 1982 | 23 male | Georges | | | | 457.7 |
| L | 65 | 8.5 | 53 | 6.1 | 5.76 | 0.36 | 144 |
| F | 55 | 6.5 | 66 | 8.7 | 4.84 | 10.24 | 121 |
| K | 47 | 4.9 | 51 | 5.7 | 0.64 | 0.0400000 | 16 |
| 1 | 70 | 9.5 | 54 | 6.3 | 10.24 | 0.64 | 256 |
| 2 | 57 | 6.9 | 72 | 9.9 | 9 | 19.36 | 225 |
| 3 | 52 | 5.9 | 58 | 7.1 | 1.44 | 2.56 | 36 |
| 4 | 62 | 7.9 | 74 | 10.3 | 5.76 | 23.04 | 144 |
| 5 | 48 | 5.1 | 57 | 6.9 | 3.24 | 1.96 | 81 |
| 6 | 57 | 6.9 | 62 | 7.9 | 1 | 5.76 | 25 |
| 7 | 62 | 7.9 | 71 | 9.7 | 3.24 | 17.64 | 81 |
| 8 | 70 | 9.5 | 69 | 9.3 | 0.0399999 | 14.44 | 1 |
| 9 | 75 | 10.5 | 63 | 8.1 | 5.76 | 6.76 | 144 |
| 0 | 59 | 7.3 | 58 | 7.1 | 0.0400000 | 2.56 | 1 |
| | | | | | Sum d2 | Sum D2 | 1275 |
| rp = | 0.5041804 | | | | 51 | 105.36 | 35.707142 |
| | | | | | | | |
| Schulein | 1982 | 33 male | Hows | | | | 457.8 |
| L | 65 | 8.5 | 50 | 5.5 | 9 | 0 | 225 |
| F | 55 | 6.5 | 82 | 11.9 | 29.16 | 40.96 | 729 |
| K | 47 | 4.9 | 49 | 5.3 | 0.16 | 0.0400000 | 4 |
| 1 | 70 | 9.5 | 72 | 9.9 | 0.16 | 19.36 | 4 |
| 2 | 57 | 6.9 | 87 | 12.9 | 36 | 54.76 | 900 |
| 3 | 52 | 5.9 | 69 | 9.3 | 11.56 | 14.44 | 289 |
| 4 | 62 | 7.9 | 81 | 11.7 | 14.44 | 38.44 | 361 |
| 5 | 48 | 5.1 | 67 | 8.9 | 14.44 | 11.56 | 361 |
| 6 | 57 | 6.9 | 76 | 10.7 | 14.44 | 27.04 | 361 |

| | | | | | | | | |
|---|---|---|---|---|---|---|---|---|
| 7 | 62 | 7.9 | 81 | 11.7 | 14.44 | 38.44 | 361 | |
| 8 | 70 | 9.5 | 88 | 13.1 | 12.96 | 57.76 | 324 | |
| 9 | 75 | 10.5 | 68 | 9.1 | 1.96 | 12.96 | 49 | |
| 0 | 59 | 7.3 | 66 | 8.7 | 1.96 | 10.24 | 49 | |
| | | | | | Sum d2 | Sum D2 | 4017 | |
| rp = | 0.4004925( | | | | 160.68 | 326 | 63.379807 | |
| | | | | | | | | |
| Schulein | 1982 | 39 male | Items | | | | 457.9 | |
| L | 65 | 8.5 | 56 | 6.7 | 3.24 | 1.44 | 81 | |
| F | 55 | 6.5 | 58 | 7.1 | 0.36 | 2.56 | 9 | |
| K | 47 | 4.9 | 53 | 6.1 | 1.44 | 0.36 | 36 | |
| 1 | 70 | 9.5 | 52 | 5.9 | 12.96 | 0.16 | 324 | |
| 2 | 57 | 6.9 | 60 | 7.5 | 0.36 | 4 | 9 | |
| 3 | 52 | 5.9 | 55 | 6.5 | 0.36 | 1 | 9 | |
| 4 | 62 | 7.9 | 60 | 7.5 | 0.16 | 4 | 4 | |
| 5 | 48 | 5.1 | 59 | 7.3 | 4.84 | 3.24 | 121 | |
| 6 | 57 | 6.9 | 56 | 6.7 | 0.0400000( | 1.44 | 1 | |
| 7 | 62 | 7.9 | 58 | 7.1 | 0.6400000( | 2.56 | 16 | |
| 8 | 70 | 9.5 | 53 | 6.1 | 11.56 | 0.36 | 289 | |
| 9 | 75 | 10.5 | 55 | 6.5 | 16 | 1 | 400 | |
| 0 | 59 | 7.3 | 52 | 5.9 | 1.96 | 0.16 | 49 | |
| | | | | | Sum d2 | Sum D2 | 1348 | |
| rp = | 0.1411277 | | | | 53.92 | 22.28 | 36.715119 | |
| | | | | | | | | |
| Schulein | 1982 | 7 male | Jupiters | | | | 457.11 | |
| L | 65 | 8.5 | 46 | 4.7 | 14.44 | 0.64 | 361 | |
| F | 55 | 6.5 | 68 | 9.1 | 6.76 | 12.96 | 169 | |
| K | 47 | 4.9 | 44 | 4.3 | 0.3600000( | 1.44 | 9 | |
| 1 | 70 | 9.5 | 54 | 6.3 | 10.24 | 0.64 | 256 | |
| 2 | 57 | 6.9 | 60 | 7.5 | 0.36 | 4 | 9 | |
| 3 | 52 | 5.9 | 53 | 6.1 | 0.0399999 | 0.36 | 1 | |
| 4 | 62 | 7.9 | 67 | 8.9 | 1 | 11.56 | 25 | |
| 5 | 48 | 5.1 | 64 | 8.3 | 10.24 | 7.84 | 256 | |
| 6 | 57 | 6.9 | 62 | 7.9 | 1 | 5.76 | 25 | |
| 7 | 62 | 7.9 | 69 | 9.3 | 1.96 | 14.44 | 49 | |
| 8 | 70 | 9.5 | 74 | 10.3 | 0.6400000( | 23.04 | 16 | |
| 9 | 75 | 10.5 | 78 | 11.1 | 0.36 | 31.36 | 9 | |
| 0 | 59 | 7.3 | 60 | 7.5 | 0.0400000( | 4 | 1 | |
| | | | | | Sum d2 | Sum D2 | 1186 | |
| rp = | 0.5583690 | | | | 47.44 | 118.04 | 34.438350 | |
| | | | | | | | | |
| Larrabee | 2003 | 33 MBI | litigants | probably m | alingering | | 313.023 | |
| L | 65 | 8.5 | 57.6 | 7.02 | 2.1904 | 2.3104 | 54.76 | |
| F | 55 | 6.5 | 66.5 | 8.8 | 5.29 | 10.89 | 132.25 | |
| K | 47 | 4.9 | 49.3 | 5.36 | 0.2115999 | 0.0196000( | 5.2899999 | |
| 1 | 70 | 9.5 | 82 | 11.9 | 5.76 | 40.96 | 144 | |

| | | | | | | | |
|---|---|---|---|---|---|---|---|
| 2 | 57 | 6.9 | 82.4 | 11.98 | 25.8064 | 41.9904 | 645.16 |
| 3 | 52 | 5.9 | 82.4 | 11.98 | 36.9664 | 41.9904 | 924.16 |
| 4 | 62 | 7.9 | 63 | 8.1 | 0.0399999 | 6.76 | 1 |
| 5 | 48 | 5.1 | 52.2 | 5.94 | 0.7056000 | 0.1936 | 17.64 |
| 6 | 57 | 6.9 | 62.2 | 7.94 | 1.0816 | 5.9536 | 27.04 |
| 7 | 62 | 7.9 | 74.6 | 10.42 | 6.3503999 | 24.2064 | 158.76 |
| 8 | 70 | 9.5 | 75.9 | 10.68 | 1.3924 | 26.8324 | 34.810000 |
| 9 | 75 | 10.5 | 55.4 | 6.58 | 15.3664 | 1.1664 | 384.16 |
| 0 | 59 | 7.3 | 57.8 | 7.06 | 0.0576000 | 2.4336 | 1.4400000 |
| | | | | | Sum d2 | Sum D2 | 2530.47 |
| rp = | 0.4318108 | | | | 101.2188 | 205.7068 | 50.303777 |
| | | | | | | | |
| Rodevich | 1995 | 42 spinal | injuries | in Larrabee | , 2003 p. | 678 | 443.1 |
| L | 65 | 8.5 | 49.7 | 5.44 | 9.3636 | 0.0035999 | 234.09 |
| F | 55 | 6.5 | 52.3 | 5.96 | 0.2916000 | 0.2115999 | 7.2900000 |
| K | 47 | 4.9 | 51.8 | 5.86 | 0.9215999 | 0.1296 | 23.04 |
| 1 | 70 | 9.5 | 66 | 8.7 | 0.6400000 | 10.24 | 16 |
| 2 | 57 | 6.9 | 55.6 | 6.62 | 0.0784000 | 1.2544 | 1.96 |
| 3 | 52 | 5.9 | 60.8 | 7.66 | 3.0976 | 4.6656 | 77.44 |
| 4 | 62 | 7.9 | 54.9 | 6.48 | 2.0164 | 0.9603999 | 50.41 |
| 5 | 48 | 5.1 | 46.4 | 4.78 | 0.1024 | 0.5184000 | 2.56 |
| 6 | 57 | 6.9 | 52.6 | 6.02 | 0.7744 | 0.2704 | 19.36 |
| 7 | 62 | 7.9 | 52 | 5.9 | 4 | 0.16 | 100 |
| 8 | 70 | 9.5 | 58.2 | 7.14 | 5.5696 | 2.6896 | 139.24 |
| 9 | 75 | 10.5 | 54.8 | 6.46 | 16.3216 | 0.9215999 | 408.04 |
| 0 | 59 | 7.3 | 44.5 | 4.4 | 8.41 | 1.21 | 210.25 |
| | | | | | Sum d2 | Sum D2 | 1289.68 |
| rp = | 0.1691705 | | | | 51.5872 | 23.2352 | 35.9121149 |
| | | | | | | | |
| Ross et al | 2004 | 59 incompl | ete efforts | | | | 454.02 |
| L | 65 | 8.5 | 59.97 | 7.494 | 1.012036 | 3.976036 | 25.3009 |
| F | 55 | 6.5 | 79.49 | 11.398 | 23.990404 | 34.786404 | 599.7601 |
| K | 47 | 4.9 | 45.19 | 4.538 | 0.1310440 | 0.9254440 | 3.2761000 |
| 1 | 70 | 9.5 | 76.78 | 10.856 | 1.838736 | 28.686736 | 45.9684 |
| 2 | 57 | 6.9 | 85.03 | 12.506 | 31.427236 | 49.084036 | 785.6809 |
| 3 | 52 | 5.9 | 85.44 | 12.588 | 44.729344 | 50.239744 | 1118.2336 |
| 4 | 62 | 7.9 | 62.61 | 8.022 | 0.014884 | 6.360484 | 0.3720999 |
| 5 | 48 | 5.1 | 51.75 | 5.85 | 0.5625 | 0.1225 | 14.0625 |
| 6 | 57 | 6.9 | 73.86 | 10.272 | 11.370384 | 22.771984 | 284.2596 |
| 7 | 62 | 7.9 | 68 | 9.1 | 1.44 | 12.96 | 36 |
| 8 | 70 | 9.5 | 77.86 | 11.072 | 2.471184 | 31.047184 | 61.7796 |
| 9 | 75 | 10.5 | 50 | 5.5 | 25 | 0 | 625 |
| 0 | 59 | 7.3 | 64.31 | 8.362 | 1.127844 | 8.191044 | 28.1961 |
| | | | | | Sum d2 | Sum D2 | 3627.8899 |
| rp = | 0.3457768 | | | | 145.115596 | 249.151596 | 60.231967 |
| | | | | | | | |

| | | | | | | | |
|---|---|---|---|---|---|---|---|
| Ross et al | 2004 | 59 head in | juries | | | | 454.03 |
| L | 65 | 8.5 | 57.28 | 6.956 | 2.383936 | 2.119936 | 59.5984 |
| F | 55 | 6.5 | 61.49 | 7.798 | 1.684804 | 5.280804 | 42.1201 |
| K | 47 | 4.9 | 48.14 | 5.128 | 0.0519839 | 0.138384 | 1.2996 |
| 1 | 70 | 9.5 | 58.59 | 7.218 | 5.207524 | 2.951524 | 130.1881 |
| 2 | 57 | 6.9 | 62.24 | 7.948 | 1.098304 | 5.992704 | 27.4576 |
| 3 | 52 | 5.9 | 57.88 | 7.076 | 1.382976 | 2.483776 | 34.5744 |
| 4 | 62 | 7.9 | 56.46 | 6.792 | 1.227664 | 1.669264 | 30.6916 |
| 5 | 48 | 5.1 | 51.17 | 5.734 | 0.401956 | 0.054756 | 10.0489 |
| 6 | 57 | 6.9 | 57.86 | 7.072 | 0.0295839 | 2.471184 | 0.7395999 |
| 7 | 62 | 7.9 | 52.17 | 5.934 | 3.865156 | 0.188356 | 96.6289 |
| 8 | 70 | 9.5 | 60.2 | 7.54 | 3.8416 | 4.1616 | 96.039999 |
| 9 | 75 | 10.5 | 54.73 | 6.446 | 16.434916 | 0.8949159 | 410.8729 |
| 0 | 59 | 7.3 | 54.07 | 6.314 | 0.972196 | 0.662596 | 24.3049 |
| | | | | | Sum d2 | Sum D2 | 964.565 |
| rp = | 0.3405382 | | | | 38.5826 | 29.0698 | 31.057446 |
| | | | | | | | |
| Larrabee | 2003 | 26 mixed | malingerers | s of CHI | 32.22 mont | | 313.024 |
| L | 65 | 8.5 | 58.92 | 7.284 | 1.478656 | 3.182656 | 36.9664 |
| F | 55 | 6.5 | 64.81 | 8.462 | 3.849444 | 8.773444 | 96.236100 |
| K | 47 | 4.9 | 51.65 | 5.83 | 0.8648999 | 0.1089 | 21.6225 |
| 1 | 70 | 9.5 | 82.38 | 11.976 | 6.130576 | 41.938576 | 153.2644 |
| 2 | 57 | 6.9 | 81.88 | 11.876 | 24.760576 | 40.653376 | 619.0144 |
| 3 | 52 | 5.9 | 86.35 | 12.77 | 47.1969 | 52.8529 | 1179.9225 |
| 4 | 62 | 7.9 | 64.04 | 8.308 | 0.1664640 | 7.8848640 | 4.1616000 |
| 5 | 48 | 5.1 | 52.54 | 6.008 | 0.8244640 | 0.258064 | 20.6116 |
| 6 | 57 | 6.9 | 63.77 | 8.254 | 1.833316 | 7.5845160 | 45.8329 |
| 7 | 62 | 7.9 | 76.38 | 10.776 | 8.271376 | 27.836176 | 206.7844 |
| 8 | 70 | 9.5 | 78.31 | 11.162 | 2.762244 | 32.058244 | 69.0561 |
| 9 | 75 | 10.5 | 52.58 | 6.016 | 20.106256 | 0.266256 | 502.6564 |
| 0 | 59 | 7.3 | 56.65 | 6.83 | 0.2209 | 1.7689 | 5.5225000 |
| | | | | | Sum d2 | Sum D2 | 2961.6518 |
| rp = | 0.3971084 | | | | 118.466072 | 225.166872 | 54.421060 |
| | | | | | | | |
| Larrabee | 2003 | 29 mixed | CHIs | | 43.95 | months | 313.025 |
| L | 65 | 8.5 | 58.62 | 7.224 | 1.628176 | 2.972176 | 40.7044 |
| F | 55 | 6.5 | 57.1 | 6.92 | 0.1764 | 2.0164 | 4.4100000 |
| K | 47 | 4.9 | 49.52 | 5.404 | 0.254016 | 0.0092159 | 6.3504000 |
| 1 | 70 | 9.5 | 63.24 | 8.148 | 1.827904 | 7.011904 | 45.6976 |
| 2 | 57 | 6.9 | 61.86 | 7.872 | 0.9447839 | 5.626384 | 23.6196 |
| 3 | 52 | 5.9 | 59.21 | 7.342 | 2.079364 | 3.392964 | 51.9841 |
| 4 | 62 | 7.9 | 56.41 | 6.782 | 1.249924 | 1.643524 | 31.2481 |
| 5 | 48 | 5.1 | 48.75 | 5.25 | 0.0225000 | 0.0625 | 0.5625 |
| 6 | 57 | 6.9 | 53.03 | 6.106 | 0.6304360 | 0.367236 | 15.7609 |
| 7 | 62 | 7.9 | 56.93 | 6.886 | 1.028196 | 1.920996 | 25.7049 |
| 8 | 70 | 9.5 | 60.76 | 7.652 | 3.415104 | 4.631104 | 85.3776 |

| | | | | | | | |
|---|---|---|---|---|---|---|---|
| 9 | 75 | 10.5 | 56.55 | 6.81 | 13.6161 | 1.7161 | 340.4025 |
| 0 | 59 | 7.3 | 50 | 5.5 | 3.24 | 0 | 81 |
| | | | | | Sum d2 | Sum D2 | 752.8226 |
| rp = | 0.4566586 | | | | 30.112904 | 31.370504 | 27.437612 |
| | | | | | | | |
| McCarthy | 2004 | 40 mixed | Mild TBIs | | 30 | months | 338.01 |
| L | 65 | 8.5 | 57.925 | 7.085 | 2.002225 | 2.512225 | 50.055625 |
| F | 55 | 6.5 | 57.925 | 7.085 | 0.3422249 | 2.512225 | 8.5556249 |
| K | 47 | 4.9 | 53.575 | 6.215 | 1.729225 | 0.5112250 | 43.230625 |
| 1 | 70 | 9.5 | 52.175 | 5.935 | 12.709225 | 0.189225 | 317.73062 |
| 2 | 57 | 6.9 | 68.6 | 9.22 | 5.3823999 | 13.8384 | 134.56 |
| 3 | 52 | 5.9 | 76.275 | 10.755 | 23.571025 | 27.615025 | 589.27562 |
| 4 | 62 | 7.9 | 55.9 | 6.68 | 1.4884 | 1.3924 | 37.21 |
| 5 | 48 | 5.1 | 49.55 | 5.41 | 0.0960999 | 0.0081000 | 2.4024999 |
| 6 | 57 | 6.9 | 56.075 | 6.715 | 0.0342249 | 1.476225 | 0.8556249 |
| 7 | 62 | 7.9 | 57.8 | 7.06 | 0.7056000 | 2.4336 | 17.64 |
| 8 | 70 | 9.5 | 60.05 | 7.51 | 3.9601 | 4.0401 | 99.002500 |
| 9 | 75 | 10.5 | 52.575 | 6.015 | 20.115225 | 0.2652250 | 502.88062 |
| 0 | 59 | 7.3 | 50.375 | 5.575 | 2.975625 | 0.0056250 | 74.390625 |
| | | | | | Sum d2 | Sum D2 | 1877.79 |
| rp = | 0.1712792 | | | | 75.1116 | 56.7996 | 43.333474 |
| | | | | | | | |
| McCarthy | 2004 | 13 mixed | diagnosed | with chron | ic low back | k pain | 338.02 |
| L | 65 | 8.5 | 60.385 | 7.577 | 0.851929 | 4.313929 | 21.298225 |
| F | 55 | 6.5 | 54.615 | 6.423 | 0.0059289 | 0.851929 | 0.1482249 |
| K | 47 | 4.9 | 54.615 | 6.423 | 2.319529 | 0.851929 | 57.988225 |
| 1 | 70 | 9.5 | 70.692 | 9.6384 | 0.0191545 | 17.126354 | 0.4788639 |
| 2 | 57 | 6.9 | 68.769 | 9.2538 | 5.5403744 | 14.091014 | 138.50936 |
| 3 | 52 | 5.9 | 77.462 | 10.9924 | 25.932537 | 30.166457 | 648.31344 |
| 4 | 62 | 7.9 | 56.462 | 6.7924 | 1.2267777 | 1.6702977 | 30.669444 |
| 5 | 48 | 5.1 | 49.615 | 5.423 | 0.104329 | 0.0059289 | 2.6082250 |
| 6 | 57 | 6.9 | 54 | 6.3 | 0.3600000 | 0.64 | 9 |
| 7 | 62 | 7.9 | 53.154 | 6.1308 | 3.1300686 | 0.3979086 | 78.251715 |
| 8 | 70 | 9.5 | 53.846 | 6.2692 | 10.4380680 | 0.5916686 | 260.95171 |
| 9 | 75 | 10.5 | 49.308 | 5.3616 | 26.4031545 | 0.0191545 | 660.07886 |
| 0 | 59 | 7.3 | 51.385 | 5.777 | 2.319529 | 0.0767289 | 57.988225 |
| | | | | | Sum d2 | Sum D2 | 1966.2845 |
| rp = | 0.2087970 | | | | 78.6513813 | 70.8033013 | 44.342807 |
| | | | | | | | |
| McCarthy | 2004 | 51 mixed | status mig | raine heada | ache w/o | aura | 338.03 |
| L | 65 | 8.5 | 54.51 | 6.402 | 4.401604 | 0.8136039 | 110.0401 |
| F | 55 | 6.5 | 57.569 | 7.0138 | 0.2639904 | 2.2915904 | 6.5997610 |
| K | 47 | 4.9 | 50.275 | 5.555 | 0.4290249 | 0.0030249 | 10.725625 |
| 1 | 70 | 9.5 | 74.098 | 10.3196 | 0.6717441 | 23.228544 | 16.793604 |
| 2 | 57 | 6.9 | 69.059 | 9.3118 | 5.8167792 | 14.5298192 | 145.41948 |
| 3 | 52 | 5.9 | 77.824 | 11.0648 | 26.6751590 | 30.9669990 | 666.87897 |

| | | | | | | | |
|---|---|---|---|---|---|---|---|
| 4 | 62 | 7.9 | 56.824 | 6.8648 | 1.0716390 | 1.8626790 | 26.790976 |
| 5 | 48 | 5.1 | 52.667 | 6.0334 | 0.8712355 | 0.2845155 | 21.780889 |
| 6 | 57 | 6.9 | 55.961 | 6.6922 | 0.0431808 | 1.4213408 | 1.079521 |
| 7 | 62 | 7.9 | 60.647 | 7.6294 | 0.0732243 | 4.5343443 | 1.830609 |
| 8 | 70 | 9.5 | 59.647 | 7.4294 | 4.2873843 | 3.7225843 | 107.18460 |
| 9 | 75 | 10.5 | 51.235 | 5.747 | 22.591009 | 0.0610089 | 564.77522 |
| 0 | 59 | 7.3 | 54.784 | 6.4568 | 0.7109862 | 0.9154662 | 17.774656 |
| | | | | | Sum d2 | Sum D2 | 1697.6740 |
| rp = | 0.3273291 | | | | 67.906961 | 84.635521 | 41.202840 |
| | | | | | | | |
| Pryor | 1996 | 18 females | AN-R | | | | 431.1 |
| L | 65 | 8.5 | 51 | 5.7 | 7.84 | 0.0400000 | 196 |
| F | 55 | 6.5 | 57 | 6.9 | 0.16 | 1.96 | 4 |
| K | 47 | 4.9 | 47 | 4.9 | 0 | 0.36 | 0 |
| 1 | 70 | 9.5 | 63 | 8.1 | 1.96 | 6.76 | 49 |
| 2 | 57 | 6.9 | 76 | 10.7 | 14.44 | 27.04 | 361 |
| 3 | 52 | 5.9 | 69 | 9.3 | 11.56 | 14.44 | 289 |
| 4 | 62 | 7.9 | 63 | 8.1 | 0.0399999 | 6.76 | 1 |
| 5 | 48 | 5.1 | 49 | 5.3 | 0.0400000 | 0.0400000 | 1 |
| 6 | 57 | 6.9 | 61 | 7.7 | 0.64 | 4.84 | 16 |
| 7 | 62 | 7.9 | 70 | 9.5 | 2.56 | 16 | 64 |
| 8 | 70 | 9.5 | 63 | 8.1 | 1.96 | 6.76 | 49 |
| 9 | 75 | 10.5 | 45 | 4.5 | 36 | 1 | 900 |
| 0 | 59 | 7.3 | 60 | 7.5 | 0.0400000 | 4 | 1 |
| | | | | | Sum d2 | Sum D2 | 1931 |
| rp = | 0.2867959 | | | | 77.24 | 90 | 43.943145 |
| | | | | | | | |
| Pryor | 1996 | 18 females | ng | | | | 431.2 |
| L | 65 | 8.5 | 50 | 5.5 | 9 | 0 | 225 |
| F | 55 | 6.5 | 59 | 7.3 | 0.64 | 3.24 | 16 |
| K | 47 | 4.9 | 45 | 4.5 | 0.16 | 1 | 4 |
| 1 | 70 | 9.5 | 62 | 7.9 | 2.56 | 5.76 | 64 |
| 2 | 57 | 6.9 | 70 | 9.5 | 6.76 | 16 | 169 |
| 3 | 52 | 5.9 | 61 | 7.7 | 3.24 | 4.84 | 81 |
| 4 | 62 | 7.9 | 62 | 7.9 | 0 | 5.76 | 0 |
| 5 | 48 | 5.1 | 49 | 5.3 | 0.0400000 | 0.0400000 | 1 |
| 6 | 57 | 6.9 | 63 | 8.1 | 1.44 | 6.76 | 36 |
| 7 | 62 | 7.9 | 64 | 8.3 | 0.16 | 7.84 | 4 |
| 8 | 70 | 9.5 | 61 | 7.7 | 3.24 | 4.84 | 81 |
| 9 | 75 | 10.5 | 48 | 5.1 | 29.16 | 0.16 | 729 |
| 0 | 59 | 7.3 | 61 | 7.7 | 0.16 | 4.84 | 4 |
| | | | | | Sum d2 | Sum D2 | 1414 |
| rp = | 0.3226347 | | | | 56.56 | 61.08 | 37.603191 |
| | | | | | | | |
| Pryor | 1996 | 55 females | Purging ty | pe | | | 431.3 |
| L | 65 | 8.5 | 48 | 5.1 | 11.56 | 0.16 | 289 |

| | | | | | | | |
|---|---|---|---|---|---|---|---|
| F | 55 | 6.5 | 62 | 7.9 | 1.96 | 5.76 | 49 |
| K | 47 | 4.9 | 46 | 4.7 | 0.0400000 | 0.64 | 1 |
| 1 | 70 | 9.5 | 63 | 8.1 | 1.96 | 6.76 | 49 |
| 2 | 57 | 6.9 | 72 | 9.9 | 9 | 19.36 | 225 |
| 3 | 52 | 5.9 | 67 | 8.9 | 9 | 11.56 | 225 |
| 4 | 62 | 7.9 | 68 | 9.1 | 1.44 | 12.96 | 36 |
| 5 | 48 | 5.1 | 49 | 5.3 | 0.0400000 | 0.0400000 | 1 |
| 6 | 57 | 6.9 | 65 | 8.5 | 2.56 | 9 | 64 |
| 7 | 62 | 7.9 | 71 | 9.7 | 3.24 | 17.64 | 81 |
| 8 | 70 | 9.5 | 65 | 8.5 | 1 | 9 | 25 |
| 9 | 75 | 10.5 | 48 | 5.1 | 29.16 | 0.16 | 729 |
| 0 | 59 | 7.3 | 61 | 7.7 | 0.16 | 4.84 | 4 |
| | | | | | Sum d2 | Sum D2 | 1778 |
| rp = | 0.3485986 | | | | 71.12 | 97.88 | 42.166337 |
| | | | | | | | |
| Pryor | 1996 | 9 females | Non-purgin | g | | | 431.4 |
| L | 65 | 8.5 | 48 | 5.1 | 11.56 | 0.16 | 289 |
| F | 55 | 6.5 | 56 | 6.7 | 0.0400000 | 1.44 | 1 |
| K | 47 | 4.9 | 46 | 4.7 | 0.0400000 | 0.64 | 1 |
| 1 | 70 | 9.5 | 58 | 7.1 | 5.76 | 2.56 | 144 |
| 2 | 57 | 6.9 | 72 | 9.9 | 9 | 19.36 | 225 |
| 3 | 52 | 5.9 | 58 | 7.1 | 1.44 | 2.56 | 36 |
| 4 | 62 | 7.9 | 64 | 8.3 | 0.16 | 7.84 | 4 |
| 5 | 48 | 5.1 | 49 | 5.3 | 0.0400000 | 0.0400000 | 1 |
| 6 | 57 | 6.9 | 51 | 5.7 | 1.44 | 0.0400000 | 36 |
| 7 | 62 | 7.9 | 68 | 9.1 | 1.44 | 12.96 | 36 |
| 8 | 70 | 9.5 | 57 | 6.9 | 6.76 | 1.96 | 169 |
| 9 | 75 | 10.5 | 48 | 5.1 | 29.16 | 0.16 | 729 |
| 0 | 59 | 7.3 | 63 | 8.1 | 0.64 | 6.76 | 16 |
| | | | | | Sum d2 | Sum D2 | 1687 |
| rp = | 0.2213247 | | | | 67.48 | 56.48 | 41.073105 |
| | | | | | | | |
| Long et al, | 2004 | 101 female | s Cluster 1 | | | | 330C |
| L | 65 | 8.5 | 61 | 7.7 | 0.64 | 4.84 | 16 |
| F | 55 | 6.5 | 49 | 5.3 | 1.44 | 0.0400000 | 36 |
| K | 47 | 4.9 | 64 | 8.3 | 11.56 | 7.84 | 289 |
| 1 | 70 | 9.5 | 63 | 8.1 | 1.96 | 6.76 | 49 |
| 2 | 57 | 6.9 | 60 | 7.5 | 0.36 | 4 | 9 |
| 3 | 52 | 5.9 | 65 | 8.5 | 6.76 | 9 | 169 |
| 4 | 62 | 7.9 | 56 | 6.7 | 1.44 | 1.44 | 36 |
| 5 | 48 | 5.1 | 51 | 5.7 | 0.3600000 | 0.0400000 | 9 |
| 6 | 57 | 6.9 | 58 | 7.1 | 0.0399999 | 2.56 | 1 |
| 7 | 62 | 7.9 | 57 | 6.9 | 1 | 1.96 | 25 |
| 8 | 70 | 9.5 | 55 | 6.5 | 9 | 1 | 225 |
| 9 | 75 | 10.5 | 48 | 5.1 | 29.16 | 0.16 | 729 |
| 0 | 59 | 7.3 | 50 | 5.5 | 3.24 | 0 | 81 |

| | | | | | | | | |
|---|---|---|---|---|---|---|---|---|
| | | | | | Sum d2 | Sum D2 | 1674 | |
| rp = | 0.1413182 | | | | 66.96 | 39.64 | 40.914545 | |
| | | | | | | | | |
| Long et al, | 2004 | 36 females | Cluster 2 | | | | 330D | |
| L | 65 | 8.5 | 50 | 5.5 | 9 | 0 | 225 | |
| F | 55 | 6.5 | 56 | 6.7 | 0.0400000 | 1.44 | 1 | |
| K | 47 | 4.9 | 46 | 4.7 | 0.0400000 | 0.64 | 1 | |
| 1 | 70 | 9.5 | 60 | 7.5 | 4 | 4 | 100 | |
| 2 | 57 | 6.9 | 60 | 7.5 | 0.36 | 4 | 9 | |
| 3 | 52 | 5.9 | 64 | 8.3 | 5.76 | 7.84 | 144 | |
| 4 | 62 | 7.9 | 54 | 6.3 | 2.56 | 0.64 | 64 | |
| 5 | 48 | 5.1 | 50 | 5.5 | 0.16 | 0 | 4 | |
| 6 | 57 | 6.9 | 59 | 7.3 | 0.16 | 3.24 | 4 | |
| 7 | 62 | 7.9 | 54 | 6.3 | 2.56 | 0.64 | 64 | |
| 8 | 70 | 9.5 | 55 | 6.5 | 9 | 1 | 225 | |
| 9 | 75 | 10.5 | 53 | 6.1 | 19.36 | 0.36 | 484 | |
| 0 | 59 | 7.3 | 54 | 6.3 | 1 | 0.64 | 25 | |
| | | | | | Sum d2 | Sum D2 | 1350 | |
| rp = | 0.1549295 | | | | 54 | 24.44 | 36.742346 | |
| | | | | | | | | |
| Long et al, | 2004 | 36 females | s Cluster 3 | | | | 330E | |
| L | 65 | 8.5 | 48 | 5.1 | 11.56 | 0.16 | 289 | |
| F | 55 | 6.5 | 66 | 8.7 | 4.84 | 10.24 | 121 | |
| K | 47 | 4.9 | 46 | 4.7 | 0.0400000 | 0.64 | 1 | |
| 1 | 70 | 9.5 | 78 | 11.1 | 2.56 | 31.36 | 64 | |
| 2 | 57 | 6.9 | 80 | 11.5 | 21.16 | 36 | 529 | |
| 3 | 52 | 5.9 | 80 | 11.5 | 31.36 | 36 | 784 | |
| 4 | 62 | 7.9 | 65 | 8.5 | 0.36 | 9 | 9 | |
| 5 | 48 | 5.1 | 52 | 5.9 | 0.6400000 | 0.16 | 16 | |
| 6 | 57 | 6.9 | 80 | 11.5 | 21.16 | 36 | 529 | |
| 7 | 62 | 7.9 | 74 | 10.3 | 5.76 | 23.04 | 144 | |
| 8 | 70 | 9.5 | 78 | 11.1 | 2.56 | 31.36 | 64 | |
| 9 | 75 | 10.5 | 57 | 6.9 | 12.96 | 1.96 | 324 | |
| 0 | 59 | 7.3 | 56 | 6.7 | 0.36 | 1.44 | 9 | |
| | | | | | Sum d2 | Sum D2 | 2883 | |
| rp = | 0.3962935 | | | | 115.32 | 217.36 | 53.693575 | |
| | | | | | | | | |
| Long et al, | 2004 | 19 females | Cluster 4 | | | | 330F | |
| L | 65 | 8.5 | 55 | 6.5 | 4 | 1 | 100 | |
| F | 55 | 6.5 | 86.68 | 12.836 | 40.144896 | 53.816896 | 1003.6224 | |
| K | 47 | 4.9 | 46 | 4.7 | 0.0400000 | 0.64 | 1 | |
| 1 | 70 | 9.5 | 85 | 12.5 | 9 | 49 | 225 | |
| 2 | 57 | 6.9 | 91 | 13.7 | 46.24 | 67.24 | 1156 | |
| 3 | 52 | 5.9 | 90 | 13.5 | 57.76 | 64 | 1444 | |
| 4 | 62 | 7.9 | 73 | 10.1 | 4.84 | 21.16 | 121 | |
| 5 | 48 | 5.1 | 53 | 6.1 | 1 | 0.36 | 25 | |

| | | | | | | | |
|---|---|---|---|---|---|---|---|
| 6 | 57 | 6.9 | 86 | 12.7 | 33.64 | 51.84 | 841 |
| 7 | 62 | 7.9 | 85 | 12.5 | 21.16 | 49 | 529 |
| 8 | 70 | 9.5 | 90 | 13.5 | 16 | 64 | 400 |
| 9 | 75 | 10.5 | 53 | 6.1 | 19.36 | 0.36 | 484 |
| 0 | 59 | 7.3 | 69 | 9.3 | 4 | 14.44 | 100 |
| | | | | | Sum d2 | Sum D2 | 6429.6224 |
| rp = | 0.3080864 | | | | 257.18489 | 436.85689 | 80.184926 |
| | | | | | | | |
| Rosen | 1954 | 50 male | suicide | attempters | | | 454.09 |
| L | 65 | 8.5 | 46 | 4.7 | 14.44 | 0.64 | 361 |
| F | 55 | 6.5 | 66 | 8.7 | 4.84 | 10.24 | 121 |
| K | 47 | 4.9 | 51 | 5.7 | 0.64 | 0.0400000 | 16 |
| 1 | 70 | 9.5 | 49 | 5.3 | 17.64 | 0.0400000 | 441 |
| 2 | 57 | 6.9 | 82 | 11.9 | 25 | 40.96 | 625 |
| 3 | 52 | 5.9 | 69 | 9.3 | 11.56 | 14.44 | 289 |
| 4 | 62 | 7.9 | 60 | 7.5 | 0.16 | 4 | 4 |
| 5 | 48 | 5.1 | 64 | 8.3 | 10.24 | 7.84 | 256 |
| 6 | 57 | 6.9 | 67 | 8.9 | 4 | 11.56 | 100 |
| 7 | 62 | 7.9 | 50 | 5.5 | 5.76 | 0 | 144 |
| 8 | 70 | 9.5 | 50 | 5.5 | 16 | 0 | 400 |
| 9 | 75 | 10.5 | 58 | 7.1 | 11.56 | 2.56 | 289 |
| 0 | 59 | 7.3 | 58 | 7.1 | 0.0400000 | 2.56 | 1 |
| | | | | | Sum d2 | Sum D2 | 3047 |
| rp = | 0.0840222 | | | | 121.88 | 94.88 | 55.199637 |
| | | | | | | | |
| Elhai | 2000 | 20 females | CSA victim | ms Cluste | r 1 | | 116.5 |
| L | 65 | 8.5 | 48.8 | 5.26 | 10.4976 | 0.0576000 | 262.44 |
| F | 55 | 6.5 | 125.8 | 20.66 | 200.5056 | 229.8256 | 5012.64 |
| K | 47 | 4.9 | 35.7 | 2.64 | 5.1076 | 8.1796 | 127.69 |
| 1 | 70 | 9.5 | 79.9 | 11.48 | 3.9204 | 35.7604 | 98.010000 |
| 2 | 57 | 6.9 | 82.4 | 11.98 | 25.8064 | 41.9904 | 645.16 |
| 3 | 52 | 5.9 | 77.1 | 10.92 | 25.2004 | 29.3764 | 630.01 |
| 4 | 62 | 7.9 | 85.1 | 12.52 | 21.3444 | 49.2804 | 533.61 |
| 5 | 48 | 5.1 | 55.4 | 6.58 | 2.1904 | 1.1664 | 54.76 |
| 6 | 57 | 6.9 | 99.6 | 15.42 | 72.5904 | 98.4064 | 1814.76 |
| 7 | 62 | 7.9 | 88.7 | 13.24 | 28.5156 | 59.9076 | 712.89 |
| 8 | 70 | 9.5 | 105.6 | 16.62 | 50.6944 | 123.6544 | 1267.36 |
| 9 | 75 | 10.5 | 65.3 | 8.56 | 3.7636000 | 9.3635999 | 94.090000 |
| 0 | 59 | 7.3 | 71 | 9.7 | 5.76 | 17.64 | 144 |
| | | | | | Sum d2 | Sum D2 | 11397.42 |
| rp = | 0.2463678 | | | | 455.8968 | 704.6088 | 106.75869 |
| | | | | | | | |
| Elhai | 2000 | 17 females | CSA victim | ms Cluste | r 2 | | 116.6 |
| L | 65 | 8.5 | 51.3 | 5.76 | 7.5076 | 0.0675999 | 187.69 |
| F | 55 | 6.5 | 86.3 | 12.76 | 39.1876 | 52.7076 | 979.69 |
| K | 47 | 4.9 | 37.6 | 3.02 | 3.5344 | 6.1504 | 88.36 |

| | | | | | | | |
|---|---|---|---|---|---|---|---|
| 1 | 70 | 9.5 | 58.5 | 7.2 | 5.29 | 2.89 | 132.25 |
| 2 | 57 | 6.9 | 73.7 | 10.24 | 11.1556 | 22.4676 | 278.89 |
| 3 | 52 | 5.9 | 54.7 | 6.44 | 0.2916 | 0.8836000 | 7.2900000 |
| 4 | 62 | 7.9 | 77.9 | 11.08 | 10.1124 | 31.1364 | 252.81 |
| 5 | 48 | 5.1 | 49 | 5.3 | 0.0400000 | 0.0400000 | 1 |
| 6 | 57 | 6.9 | 67.3 | 8.96 | 4.2435999 | 11.9716 | 106.09 |
| 7 | 62 | 7.9 | 71.9 | 9.88 | 3.9204 | 19.1844 | 98.010000 |
| 8 | 70 | 9.5 | 77.8 | 11.06 | 2.4336 | 30.9136 | 60.84 |
| 9 | 75 | 10.5 | 59.6 | 7.42 | 9.4864 | 3.6864 | 237.16 |
| 0 | 59 | 7.3 | 67.8 | 9.06 | 3.0976 | 12.6736 | 77.44 |
| | | | | | Sum d2 | Sum D2 | 2507.52 |
| rp = | 0.4175899 | | | | 100.3008 | 194.7728 | 50.075143 |
| | | | | | | | |
| Elhai | 2000 | 20 females | CSA victim | ms Cluste | r 3 | | 116.7 |
| L | 65 | 8.5 | 53.3 | 6.16 | 5.4756 | 0.4355999 | 136.89 |
| F | 55 | 6.5 | 55.5 | 6.6 | 0.0099999 | 1.21 | 0.25 |
| K | 47 | 4.9 | 44.1 | 4.32 | 0.3364 | 1.3924 | 8.4099999 |
| 1 | 70 | 9.5 | 52.2 | 5.94 | 12.6736 | 0.1936 | 316.84 |
| 2 | 57 | 6.9 | 56.8 | 6.86 | 0.0016000 | 1.8496 | 0.0400000 |
| 3 | 52 | 5.9 | 52.5 | 6 | 0.0099999 | 0.25 | 0.25 |
| 4 | 62 | 7.9 | 58.6 | 7.22 | 0.4624 | 2.9584 | 11.56 |
| 5 | 48 | 5.1 | 49 | 5.3 | 0.0400000 | 0.0400000 | 1 |
| 6 | 57 | 6.9 | 56.4 | 6.78 | 0.0144000 | 1.6384 | 0.3600000 |
| 7 | 62 | 7.9 | 51.7 | 5.84 | 4.2436 | 0.1156000 | 106.09 |
| 8 | 70 | 9.5 | 53.7 | 6.24 | 10.6276 | 0.5476 | 265.69 |
| 9 | 75 | 10.5 | 48.5 | 5.2 | 28.09 | 0.0899999 | 702.25 |
| 0 | 59 | 7.3 | 55.3 | 6.56 | 0.5476 | 1.1236 | 13.69 |
| | | | | | Sum d2 | Sum D2 | 1563.32 |
| rp = | -0.0107323 | | | | 62.5328 | 11.8448 | 39.538841 |
| | | | | | | | |
| Elhai | 2000 | 36 females | CSA victim | ms Cluste | r 4 | | 116.8 |
| L | 65 | 8.5 | 48.7 | 5.24 | 10.6276 | 0.0675999 | 265.69 |
| F | 55 | 6.5 | 89.3 | 13.36 | 47.0596 | 61.7796 | 1176.49 |
| K | 47 | 4.9 | 38.8 | 3.26 | 2.6896 | 5.0176 | 67.240000 |
| 1 | 70 | 9.5 | 76.1 | 10.72 | 1.4884 | 27.2484 | 37.209999 |
| 2 | 57 | 6.9 | 84 | 12.3 | 29.16 | 46.24 | 729 |
| 3 | 52 | 5.9 | 78.2 | 11.14 | 27.4576 | 31.8096 | 686.44 |
| 4 | 62 | 7.9 | 84.4 | 12.38 | 20.0704 | 47.3344 | 501.76 |
| 5 | 48 | 5.1 | 49.9 | 5.48 | 0.1444 | 0.0004000 | 3.6099999 |
| 6 | 57 | 6.9 | 83.3 | 12.16 | 27.6676 | 44.3556 | 691.69 |
| 7 | 62 | 7.9 | 82.2 | 11.94 | 16.3216 | 41.4736 | 408.04 |
| 8 | 70 | 9.5 | 87.3 | 12.96 | 11.9716 | 55.6516 | 299.29 |
| 9 | 75 | 10.5 | 58.3 | 7.16 | 11.1556 | 2.7556 | 278.89 |
| 0 | 59 | 7.3 | 63.9 | 8.28 | 0.9603999 | 7.7284 | 24.01 |
| | | | | | Sum d2 | Sum D2 | 5169.36 |
| rp = | 0.3410597 | | | | 206.7744 | 371.4624 | 71.898261 |

| | | | | | | | |
|---|---|---|---|---|---|---|---|
| Elhai | 2000 | 16 females | CSA victim | ms Cluste | r 5 | | 116.9 |
| L | 65 | 8.5 | 52.5 | 6 | 6.25 | 0.25 | 156.25 |
| F | 55 | 6.5 | 63.6 | 8.22 | 2.9584 | 7.3984 | 73.96 |
| K | 47 | 4.9 | 47.1 | 4.92 | 0.0003999 | 0.3364 | 0.0100000 |
| 1 | 70 | 9.5 | 68.3 | 9.16 | 0.1156 | 13.3956 | 2.8900000 |
| 2 | 57 | 6.9 | 71.5 | 9.8 | 8.41 | 18.49 | 210.25 |
| 3 | 52 | 5.9 | 71.4 | 9.78 | 15.0544 | 18.3184 | 376.36 |
| 4 | 62 | 7.9 | 70.4 | 9.58 | 2.8224 | 16.6464 | 70.560000 |
| 5 | 48 | 5.1 | 47.5 | 5 | 0.0099999 | 0.25 | 0.25 |
| 6 | 57 | 6.9 | 66.5 | 8.8 | 3.61 | 10.89 | 90.25 |
| 7 | 62 | 7.9 | 68.7 | 9.24 | 1.7956 | 13.9876 | 44.89 |
| 8 | 70 | 9.5 | 68.9 | 9.28 | 0.0483999 | 14.2884 | 1.2099999 |
| 9 | 75 | 10.5 | 59.1 | 7.32 | 10.1124 | 3.3124 | 252.81 |
| 0 | 59 | 7.3 | 51.9 | 5.88 | 2.0164 | 0.1444 | 50.41 |
| | | | | | Sum d2 | Sum D2 | 1330.1 |
| rp = | 0.5169245 | | | | 53.204 | 117.708 | 36.470536 |

| | | | | | | | |
|---|---|---|---|---|---|---|---|
| Nelson | 2006 | 24 males | with intrac | table epile | psy | | 379.003 |
| L | 65 | 8.5 | 58.2 | 7.14 | 1.8496 | 2.6896 | 46.24 |
| F | 55 | 6.5 | 54.8 | 6.46 | 0.0016000 | 0.9215999 | 0.0400000 |
| K | 47 | 4.9 | 52.6 | 6.02 | 1.2544 | 0.2704 | 31.36 |
| 1 | 70 | 9.5 | 57.4 | 6.98 | 6.3504 | 2.1904 | 158.76 |
| 2 | 57 | 6.9 | 63 | 8.1 | 1.44 | 6.76 | 36 |
| 3 | 52 | 5.9 | 59.1 | 7.32 | 2.0164 | 3.3124 | 50.41 |
| 4 | 62 | 7.9 | 54.1 | 6.32 | 2.4964 | 0.6724 | 62.41 |
| 5 | 48 | 5.1 | 48.7 | 5.24 | 0.0196000 | 0.0675999 | 0.4900000 |
| 6 | 57 | 6.9 | 57 | 6.9 | 0 | 1.96 | 0 |
| 7 | 62 | 7.9 | 60.6 | 7.62 | 0.0784000 | 4.4944 | 1.96 |
| 8 | 70 | 9.5 | 62.8 | 8.06 | 2.0736 | 6.5535999 | 51.84 |
| 9 | 75 | 10.5 | 54.7 | 6.44 | 16.4836 | 0.8836000 | 412.09 |
| 0 | 59 | 7.3 | 54.4 | 6.38 | 0.8464 | 0.7744 | 21.16 |
| | | | | | Sum d2 | Sum D2 | 872.76 |
| rp = | 0.3971652 | | | | 34.9104 | 31.5504 | 29.5425117 |

| | | | | | | | |
|---|---|---|---|---|---|---|---|
| Nelson | 2006 | 29 females | with intrac | table epile | psy | | 379.004 |
| L | 65 | 8.5 | 52.9 | 6.08 | 5.8564 | 0.3364 | 146.41 |
| F | 55 | 6.5 | 60.9 | 7.68 | 1.3924 | 4.7524 | 34.81 |
| K | 47 | 4.9 | 50.3 | 5.56 | 0.4355999 | 0.0035999 | 10.89 |
| 1 | 70 | 9.5 | 65.1 | 8.52 | 0.9604000 | 9.1204 | 24.010000 |
| 2 | 57 | 6.9 | 70 | 9.5 | 6.76 | 16 | 169 |
| 3 | 52 | 5.9 | 65 | 8.5 | 6.76 | 9 | 169 |
| 4 | 62 | 7.9 | 57.1 | 6.92 | 0.9604000 | 2.0164 | 24.01 |
| 5 | 48 | 5.1 | 54.8 | 6.46 | 1.8496 | 0.9215999 | 46.24 |
| 6 | 57 | 6.9 | 56.6 | 6.82 | 0.0064000 | 1.7424 | 0.1599999 |
| 7 | 62 | 7.9 | 65 | 8.5 | 0.36 | 9 | 9 |

| | | | | | | | | |
|---|---|---|---|---|---|---|---|---|
| 8 | 70 | 9.5 | 65.5 | 8.6 | 0.8100000 | 9.61 | 20.25 | |
| 9 | 75 | 10.5 | 58 | 7.1 | 11.56 | 2.56 | 289 | |
| 0 | 59 | 7.3 | 52.1 | 5.92 | 1.9044 | 0.1764 | 47.61 | |
| | | | | | Sum d2 | Sum D2 | 990.39 | |
| rp = | 0.4862296 | | | | 39.6156 | 65.2396 | 31.470462 | |

| | | | | | | | |
|---|---|---|---|---|---|---|---|
| All 13 scales | | | | | | | |
| McWilliams, 1977 | | 27 male | alcoholics | pre Rx | Group 2 | D2 | |
| L | 65 | 8.5 | 46 | 4.7 | 14.44 | 0.64 | 361 |
| F | 55 | 6.5 | 76 | 10.7 | 17.64 | 27.04 | 441 |
| K | 47 | 4.9 | 48 | 5.1 | 0.0399999 | 0.16 | 1 |
| 1 | 70 | 9.5 | 62 | 7.9 | 2.56 | 5.76 | 64 |
| 2 | 57 | 6.9 | 63 | 8.1 | 1.44 | 6.76 | 36 |
| 3 | 52 | 5.9 | 60 | 7.5 | 2.56 | 4 | 64 |
| 4 | 62 | 7.9 | 76 | 10.7 | 7.8399999 | 27.04 | 196 |
| 5 | 48 | 5.1 | 61 | 7.7 | 6.76 | 4.84 | 169 |
| 6 | 57 | 6.9 | 65 | 8.5 | 2.56 | 9 | 64 |
| 7 | 62 | 7.9 | 73 | 10.1 | 4.84 | 21.16 | 121 |
| 8 | 70 | 9.5 | 80 | 11.5 | 4 | 36 | 100 |
| 9 | 75 | 10.5 | 70 | 9.5 | 1 | 16 | 25 |
| 0 | 59 | 7.3 | 58 | 7.1 | 0.0400000 | 2.56 | 1 |
| | | | | | Sum d2 | Sum D2 | 1643 |
| rp = | 0.5238371 | | | | 65.72 | 160.96 | 40.533936 |
| | | | | | | | |
| McWilliams, 1977 | | 27 male | alcoholics | post Rx | poor (Gr2) | D2 | |
| L | 65 | 8.5 | 50 | 5.5 | 9 | 0 | 225 |
| F | 55 | 6.5 | 68 | 9.1 | 6.76 | 12.96 | 169 |
| K | 47 | 4.9 | 48 | 5.1 | 0.0399999 | 0.16 | 1 |
| 1 | 70 | 9.5 | 57 | 6.9 | 6.76 | 1.96 | 169 |
| 2 | 57 | 6.9 | 72 | 9.9 | 9 | 19.36 | 225 |
| 3 | 52 | 5.9 | 56 | 6.7 | 0.64 | 1.44 | 16 |
| 4 | 62 | 7.9 | 71 | 9.7 | 3.24 | 17.64 | 81 |
| 5 | 48 | 5.1 | 57 | 6.9 | 3.24 | 1.96 | 81 |
| 6 | 57 | 6.9 | 62 | 7.9 | 1 | 5.76 | 25 |
| 7 | 62 | 7.9 | 64 | 8.3 | 0.16 | 7.84 | 4 |
| 8 | 70 | 9.5 | 69 | 9.3 | 0.0399999 | 14.44 | 1 |
| 9 | 75 | 10.5 | 68 | 9.1 | 1.96 | 12.96 | 49 |
| 0 | 59 | 7.3 | 55 | 6.5 | 0.64 | 1 | 16 |
| | | | | | Sum d2 | Sum D2 | 1062 |
| rp = | 0.5512360 | | | | 42.48 | 97.48 | 32.588341 |
| | | | | | | | |
| McWilliams, 1977 | | 49 male | alcoholics | pre Rx | Group 1 | D2 | |
| L | 65 | 8.5 | 46 | 4.7 | 14.44 | 0.64 | 361 |
| F | 55 | 6.5 | 76 | 10.7 | 17.64 | 27.04 | 441 |
| K | 47 | 4.9 | 46 | 4.7 | 0.0400000 | 0.64 | 1 |
| 1 | 70 | 9.5 | 65 | 8.5 | 1 | 9 | 25 |
| 2 | 57 | 6.9 | 82 | 11.9 | 25 | 40.96 | 625 |
| 3 | 52 | 5.9 | 62 | 7.9 | 4 | 5.76 | 100 |
| 4 | 62 | 7.9 | 74 | 10.3 | 5.76 | 23.04 | 144 |
| 5 | 48 | 5.1 | 59 | 7.3 | 4.84 | 3.24 | 121 |
| 6 | 57 | 6.9 | 65 | 8.5 | 2.56 | 9 | 64 |
| 7 | 62 | 7.9 | 71 | 9.7 | 3.24 | 17.64 | 81 |

| | | | | | | | |
|---|---|---|---|---|---|---|---|
| 8 | 70 | 9.5 | 76 | 10.7 | 1.44 | 27.04 | 36 |
| 9 | 75 | 10.5 | 68 | 9.1 | 1.96 | 12.96 | 49 |
| 0 | 59 | 7.3 | 60 | 7.5 | 0.0400000 | 4 | 1 |
| | | | | | Sum d2 | Sum D2 | 2049 |
| rp = | 0.4750864 | | | | 81.96 | 180.96 | 45.265881 |
| | | | | | | | |
| McWilliams, 1977 | | 49 male | alcoholics | good post | Group 1 | D2 | |
| L | 65 | 8.5 | 46 | 4.7 | 14.44 | 0.64 | 361 |
| F | 55 | 6.5 | 68 | 9.1 | 6.76 | 12.96 | 169 |
| K | 47 | 4.9 | 48 | 5.1 | 0.0399999 | 0.16 | 1 |
| 1 | 70 | 9.5 | 62 | 7.9 | 2.56 | 5.76 | 64 |
| 2 | 57 | 6.9 | 75 | 10.5 | 12.96 | 25 | 324 |
| 3 | 52 | 5.9 | 60 | 7.5 | 2.56 | 4 | 64 |
| 4 | 62 | 7.9 | 69 | 9.3 | 1.96 | 14.44 | 49 |
| 5 | 48 | 5.1 | 59 | 7.3 | 4.84 | 3.24 | 121 |
| 6 | 57 | 6.9 | 62 | 7.9 | 1 | 5.76 | 25 |
| 7 | 62 | 7.9 | 66 | 8.7 | 0.6399999 | 10.24 | 16 |
| 8 | 70 | 9.5 | 71 | 9.7 | 0.0399999 | 17.64 | 1 |
| 9 | 75 | 10.5 | 68 | 9.1 | 1.96 | 12.96 | 49 |
| 0 | 59 | 7.3 | 58 | 7.1 | 0.0400000 | 2.56 | 1 |
| | | | | | Sum d2 | Sum D2 | 1245 |
| rp = | 0.5357076 | | | | 49.8 | 115.36 | 35.284557 |
| | | | | | | | |
| Malow, 1992 | | 122 males | with coca | ine depend | ency | D2 | |
| L | 65 | 8.5 | 50 | 5.5 | 9 | 0 | 225 |
| F | 55 | 6.5 | 64 | 8.3 | 3.24 | 7.84 | 81 |
| K | 47 | 4.9 | 51 | 5.7 | 0.64 | 0.0400000 | 16 |
| 1 | 70 | 9.5 | 59 | 7.3 | 4.84 | 3.24 | 121 |
| 2 | 57 | 6.9 | 72 | 9.9 | 9 | 19.36 | 225 |
| 3 | 52 | 5.9 | 60 | 7.5 | 2.56 | 4 | 64 |
| 4 | 62 | 7.9 | 74 | 10.3 | 5.76 | 23.04 | 144 |
| 5 | 48 | 5.1 | 64 | 8.3 | 10.24 | 7.84 | 256 |
| 6 | 57 | 6.9 | 62 | 7.9 | 1 | 5.76 | 25 |
| 7 | 62 | 7.9 | 64 | 8.3 | 0.16 | 7.84 | 4 |
| 8 | 70 | 9.5 | 65 | 8.5 | 1 | 9 | 25 |
| 9 | 75 | 10.5 | 68 | 9.1 | 1.96 | 12.96 | 49 |
| 0 | 59 | 7.3 | 51 | 5.7 | 2.56 | 0.0400000 | 64 |
| | | | | | Sum d2 | Sum D2 | 1299 |
| rp = | 0.4862566 | | | | 51.96 | 100.96 | 36.041642 |
| | | | | | | | |
| Malow, 1992 | | 35 male | speedball | users | | D2 | |
| L | 65 | 8.5 | 50 | 5.5 | 9 | 0 | 225 |
| F | 55 | 6.5 | 68 | 9.1 | 6.76 | 12.96 | 169 |
| K | 47 | 4.9 | 49 | 5.3 | 0.16 | 0.0400000 | 4 |
| 1 | 70 | 9.5 | 67 | 8.9 | 0.36 | 11.56 | 9 |

| | | | | | | | |
|---|---|---|---|---|---|---|---|
| 2 | 57 | 6.9 | 77 | 10.9 | 16 | 29.16 | 400 |
| 3 | 52 | 5.9 | 64 | 8.3 | 5.76 | 7.84 | 144 |
| 4 | 62 | 7.9 | 79 | 11.3 | 11.56 | 33.64 | 289 |
| 5 | 48 | 5.1 | 64 | 8.3 | 10.24 | 7.84 | 256 |
| 6 | 57 | 6.9 | 67 | 8.9 | 4 | 11.56 | 100 |
| 7 | 62 | 7.9 | 69 | 9.3 | 1.96 | 14.44 | 49 |
| 8 | 70 | 9.5 | 71 | 9.7 | 0.0399999 | 17.64 | 1 |
| 9 | 75 | 10.5 | 70 | 9.5 | 1 | 16 | 25 |
| 0 | 59 | 7.3 | 56 | 6.7 | 0.36 | 1.44 | 9 |
| | | | | | Sum d2 | Sum D2 | 1680 |
| rp = | 0.5211628 | | | | 67.2 | 164.12 | 40.987803 |
| | | | | | | | |
| Moss, 1992 | | 59 male | Type 1 | cocaine | users | D2 | |
| L | 65 | 8.5 | 50 | 5.5 | 9 | 0 | 225 |
| F | 55 | 6.5 | 68 | 9.1 | 6.76 | 12.96 | 169 |
| K | 47 | 4.9 | 53 | 6.1 | 1.44 | 0.36 | 36 |
| 1 | 70 | 9.5 | 62 | 7.9 | 2.56 | 5.76 | 64 |
| 2 | 57 | 6.9 | 77 | 10.9 | 16 | 29.16 | 400 |
| 3 | 52 | 5.9 | 65 | 8.5 | 6.76 | 9 | 169 |
| 4 | 62 | 7.9 | 79 | 11.3 | 11.56 | 33.64 | 289 |
| 5 | 48 | 5.1 | 69 | 9.3 | 17.64 | 14.44 | 441 |
| 6 | 57 | 6.9 | 65 | 8.5 | 2.56 | 9 | 64 |
| 7 | 62 | 7.9 | 71 | 9.7 | 3.24 | 17.64 | 81 |
| 8 | 70 | 9.5 | 71 | 9.7 | 0.0399999 | 17.64 | 1 |
| 9 | 75 | 10.5 | 60 | 7.5 | 9 | 4 | 225 |
| 0 | 59 | 7.3 | 58 | 7.1 | 0.0400000 | 2.56 | 1 |
| | | | | | Sum d2 | Sum D2 | 2165 |
| rp = | 0.4070929 | | | | 86.6 | 156.16 | 46.529560 |
| | | | | | | | |
| Moss, 1992 | | 37 male | Type 2 | cocaine | users | D2 | |
| L | 65 | 8.5 | 50 | 5.5 | 9 | 0 | 225 |
| F | 55 | 6.5 | 58 | 7.1 | 0.36 | 2.56 | 9 |
| K | 47 | 4.9 | 55 | 6.5 | 2.56 | 1 | 64 |
| 1 | 70 | 9.5 | 62 | 7.9 | 2.56 | 5.76 | 64 |
| 2 | 57 | 6.9 | 70 | 9.5 | 6.76 | 16 | 169 |
| 3 | 52 | 5.9 | 62 | 7.9 | 4 | 5.76 | 100 |
| 4 | 62 | 7.9 | 64 | 8.3 | 0.16 | 7.84 | 4 |
| 5 | 48 | 5.1 | 61 | 7.7 | 6.76 | 4.84 | 169 |
| 6 | 57 | 6.9 | 53 | 6.1 | 0.6400000 | 0.36 | 16 |
| 7 | 62 | 7.9 | 56 | 6.7 | 1.44 | 1.44 | 36 |
| 8 | 70 | 9.5 | 57 | 6.9 | 6.76 | 1.96 | 169 |
| 9 | 75 | 10.5 | 60 | 7.5 | 9 | 4 | 225 |
| 0 | 59 | 7.3 | 53 | 6.1 | 1.44 | 0.36 | 36 |
| | | | | | Sum d2 | Sum D2 | 1286 |
| rp = | 0.3261723 | | | | 51.44 | 51.88 | 35.860842 |

| | | | | | | | |
|---|---|---|---|---|---|---|---|
| MacAndrew, 1978 | | 195 female | alcoholics | | | D2 | |
| L | 65 | 8.5 | 46 | 4.7 | 14.44 | 0.64 | 361 |
| F | 55 | 6.5 | 66 | 8.7 | 4.84 | 10.24 | 121 |
| K | 47 | 4.9 | 51 | 5.7 | 0.64 | 0.0400000 | 16 |
| 1 | 70 | 9.5 | 60 | 7.5 | 4 | 4 | 100 |
| 2 | 57 | 6.9 | 71 | 9.7 | 7.8399999 | 17.64 | 196 |
| 3 | 52 | 5.9 | 70 | 9.5 | 12.96 | 16 | 324 |
| 4 | 62 | 7.9 | 76 | 10.7 | 7.8399999 | 27.04 | 196 |
| 5 | 48 | 5.1 | 39 | 3.3 | 3.24 | 4.84 | 81 |
| 6 | 57 | 6.9 | 65 | 8.5 | 2.56 | 9 | 64 |
| 7 | 62 | 7.9 | 66 | 8.7 | 0.6399999 | 10.24 | 16 |
| 8 | 70 | 9.5 | 67 | 8.9 | 0.36 | 11.56 | 9 |
| 9 | 75 | 10.5 | 63 | 8.1 | 5.76 | 6.76 | 144 |
| 0 | 59 | 7.3 | 60 | 7.5 | 0.0400000 | 4 | 1 |
| | | | | | Sum d2 | Sum D2 | 1629 |
| rp = | 0.4490106 | | | | 65.16 | 122 | 40.360872 |

| | | | | | | | |
|---|---|---|---|---|---|---|---|
| MacAndrew, 1978 | | 195 female | w psychiat | tric disorde | r w/o AODA | D2 | |
| L | 65 | 8.5 | 50 | 5.5 | 9 | 0 | 225 |
| F | 55 | 6.5 | 64 | 8.3 | 3.24 | 7.84 | 81 |
| K | 47 | 4.9 | 53 | 6.1 | 1.44 | 0.36 | 36 |
| 1 | 70 | 9.5 | 64 | 8.3 | 1.44 | 7.84 | 36 |
| 2 | 57 | 6.9 | 76 | 10.7 | 14.44 | 27.04 | 361 |
| 3 | 52 | 5.9 | 70 | 9.5 | 12.96 | 16 | 324 |
| 4 | 62 | 7.9 | 69 | 9.3 | 1.96 | 14.44 | 49 |
| 5 | 48 | 5.1 | 39 | 3.3 | 3.24 | 4.84 | 81 |
| 6 | 57 | 6.9 | 65 | 8.5 | 2.56 | 9 | 64 |
| 7 | 62 | 7.9 | 68 | 9.1 | 1.44 | 12.96 | 36 |
| 8 | 70 | 9.5 | 69 | 9.3 | 0.0399999 | 14.44 | 1 |
| 9 | 75 | 10.5 | 58 | 7.1 | 11.56 | 2.56 | 289 |
| 0 | 59 | 7.3 | 61 | 7.7 | 0.16 | 4.84 | 4 |
| | | | | | Sum d2 | Sum D2 | 1587 |
| rp = | 0.4597446 | | | | 63.48 | 122.16 | 39.837168 |

| | | | | | | | |
|---|---|---|---|---|---|---|---|
| Loberg, 1981 | | 33 male | Type A | alcoholics | | D2 | |
| L | 65 | 8.5 | 56 | 6.7 | 3.24 | 1.44 | 81 |
| F | 55 | 6.5 | 58 | 7.1 | 0.36 | 2.56 | 9 |
| K | 47 | 4.9 | 57 | 6.9 | 4 | 1.96 | 100 |
| 1 | 70 | 9.5 | 57 | 6.9 | 6.76 | 1.96 | 169 |
| 2 | 57 | 6.9 | 72 | 9.9 | 9 | 19.36 | 225 |
| 3 | 52 | 5.9 | 60 | 7.5 | 2.56 | 4 | 64 |
| 4 | 62 | 7.9 | 69 | 9.3 | 1.96 | 14.44 | 49 |
| 5 | 48 | 5.1 | 69 | 9.3 | 17.64 | 14.44 | 441 |
| 6 | 57 | 6.9 | 59 | 7.3 | 0.16 | 3.24 | 4 |
| 7 | 62 | 7.9 | 54 | 6.3 | 2.56 | 0.64 | 64 |

| | | | | | | | |
|---|---|---|---|---|---|---|---|
| 8 | 70 | 9.5 | 57 | 6.9 | 6.76 | 1.96 | 169 |
| 9 | 75 | 10.5 | 55 | 6.5 | 16 | 1 | 400 |
| 0 | 59 | 7.3 | 50 | 5.5 | 3.24 | 0 | 81 |
| | | | | | Sum d2 | Sum D2 | 1856 |
| rp = | 0.2209863 | | | | 74.24 | 67 | 43.081318 |
| | | | | | | | |
| Loberg, 1981 | | 37 male | Type B | alcoholics | | D2 | |
| L | 65 | 8.5 | 50 | 5.5 | 9 | 0 | 225 |
| F | 55 | 6.5 | 68 | 9.1 | 6.76 | 12.96 | 169 |
| K | 47 | 4.9 | 44 | 4.3 | 0.3600000 | 1.44 | 9 |
| 1 | 70 | 9.5 | 54 | 6.3 | 10.24 | 0.64 | 256 |
| 2 | 57 | 6.9 | 80 | 11.5 | 21.16 | 36 | 529 |
| 3 | 52 | 5.9 | 56 | 6.7 | 0.64 | 1.44 | 16 |
| 4 | 62 | 7.9 | 67 | 8.9 | 1 | 11.56 | 25 |
| 5 | 48 | 5.1 | 67 | 8.9 | 14.44 | 11.56 | 361 |
| 6 | 57 | 6.9 | 65 | 8.5 | 2.56 | 9 | 64 |
| 7 | 62 | 7.9 | 64 | 8.3 | 0.16 | 7.84 | 4 |
| 8 | 70 | 9.5 | 67 | 8.9 | 0.36 | 11.56 | 9 |
| 9 | 75 | 10.5 | 60 | 7.5 | 9 | 4 | 225 |
| 0 | 59 | 7.3 | 62 | 7.9 | 0.3600000 | 5.76 | 9 |
| | | | | | Sum d2 | Sum D2 | 1901 |
| rp = | 0.3641077 | | | | 76.04 | 113.76 | 43.600458 |
| | | | | | | | |
| Loberg, 1981 | | 30 male | Type C | alcoholics | | D2 | |
| L | 65 | 8.5 | 53 | 6.1 | 5.76 | 0.36 | 144 |
| F | 55 | 6.5 | 73 | 10.1 | 12.96 | 21.16 | 324 |
| K | 47 | 4.9 | 49 | 5.3 | 0.16 | 0.0400000 | 4 |
| 1 | 70 | 9.5 | 75 | 10.5 | 1 | 25 | 25 |
| 2 | 57 | 6.9 | 96 | 14.7 | 60.84 | 84.64 | 1521 |
| 3 | 52 | 5.9 | 73 | 10.1 | 17.64 | 21.16 | 441 |
| 4 | 62 | 7.9 | 79 | 11.3 | 11.56 | 33.64 | 289 |
| 5 | 48 | 5.1 | 71 | 9.7 | 21.16 | 17.64 | 529 |
| 6 | 57 | 6.9 | 70 | 9.5 | 6.76 | 16 | 169 |
| 7 | 62 | 7.9 | 79 | 11.3 | 11.56 | 33.64 | 289 |
| 8 | 70 | 9.5 | 80 | 11.5 | 4 | 36 | 100 |
| 9 | 75 | 10.5 | 55 | 6.5 | 16 | 1 | 400 |
| 0 | 59 | 7.3 | 67 | 8.9 | 2.56 | 11.56 | 64 |
| | | | | | Sum d2 | Sum D2 | 4299 |
| rp = | 0.3426102 | | | | 171.96 | 301.84 | 65.566759 |
| | | | | | | | |
| Loberg, 1981 | | 9 male | Type D | alcoholics | | D2 | |
| L | 65 | 8.5 | 44 | 4.3 | 17.64 | 1.44 | 441 |
| F | 55 | 6.5 | 98 | 15.1 | 73.96 | 92.16 | 1849 |
| K | 47 | 4.9 | 40 | 3.5 | 1.96 | 4 | 49 |
| 1 | 70 | 9.5 | 80 | 11.5 | 4 | 36 | 100 |

| | | | | | | | |
|---|---|---|---|---|---|---|---|
| 2 | 57 | 6.9 | 101 | 15.7 | 77.44 | 104.04 | 1936 |
| 3 | 52 | 5.9 | 76 | 10.7 | 23.04 | 27.04 | 576 |
| 4 | 62 | 7.9 | 90 | 13.5 | 31.36 | 64 | 784 |
| 5 | 48 | 5.1 | 69 | 9.3 | 17.64 | 14.44 | 441 |
| 6 | 57 | 6.9 | 85 | 12.5 | 31.36 | 49 | 784 |
| 7 | 62 | 7.9 | 89 | 13.3 | 29.16 | 60.84 | 729 |
| 8 | 70 | 9.5 | 107 | 16.9 | 54.76 | 129.96 | 1369 |
| 9 | 75 | 10.5 | 75 | 10.5 | 0 | 25 | 0 |
| 0 | 59 | 7.3 | 67 | 8.9 | 2.56 | 11.56 | 64 |
| | | | | | Sum d2 | Sum D2 | 9122 |
| rp = | 0.2940448 | | | | 364.88 | 619.48 | 95.509161 |
| | | | | | | | |
| Loberg, 1980 | | 56 male | neuroimp | alcoholics | | D2 | |
| L | 65 | 8.5 | 60 | 7.5 | 1 | 4 | 25 |
| F | 55 | 6.5 | 73 | 10.1 | 12.96 | 21.16 | 324 |
| K | 47 | 4.9 | 49 | 5.3 | 0.16 | 0.0400000 | 4 |
| 1 | 70 | 9.5 | 62 | 7.9 | 2.56 | 5.76 | 64 |
| 2 | 57 | 6.9 | 82 | 11.9 | 25 | 40.96 | 625 |
| 3 | 52 | 5.9 | 62 | 7.9 | 4 | 5.76 | 100 |
| 4 | 62 | 7.9 | 76 | 10.7 | 7.8399999 | 27.04 | 196 |
| 5 | 48 | 5.1 | 69 | 9.3 | 17.64 | 14.44 | 441 |
| 6 | 57 | 6.9 | 70 | 9.5 | 6.76 | 16 | 169 |
| 7 | 62 | 7.9 | 71 | 9.7 | 3.24 | 17.64 | 81 |
| 8 | 70 | 9.5 | 76 | 10.7 | 1.44 | 27.04 | 36 |
| 9 | 75 | 10.5 | 60 | 7.5 | 9 | 4 | 225 |
| 0 | 59 | 7.3 | 61 | 7.7 | 0.16 | 4.84 | 4 |
| | | | | | Sum d2 | Sum D2 | 2294 |
| rp = | 0.4435415 | | | | 91.76 | 188.68 | 47.895720 |
| | | | | | | | |
| Loberg, 1980 | | 53 male | neuroimp | alcoholics | | D2 | |
| L | 65 | 8.5 | 53 | 6.1 | 5.76 | 0.36 | 144 |
| F | 55 | 6.5 | 64 | 8.3 | 3.24 | 7.84 | 81 |
| K | 47 | 4.9 | 49 | 5.3 | 0.16 | 0.0400000 | 4 |
| 1 | 70 | 9.5 | 65 | 8.5 | 1 | 9 | 25 |
| 2 | 57 | 6.9 | 84 | 12.3 | 29.16 | 46.24 | 729 |
| 3 | 52 | 5.9 | 64 | 8.3 | 5.76 | 7.84 | 144 |
| 4 | 62 | 7.9 | 71 | 9.7 | 3.24 | 17.64 | 81 |
| 5 | 48 | 5.1 | 69 | 9.3 | 17.64 | 14.44 | 441 |
| 6 | 57 | 6.9 | 62 | 7.9 | 1 | 5.76 | 25 |
| 7 | 62 | 7.9 | 64 | 8.3 | 0.16 | 7.84 | 4 |
| 8 | 70 | 9.5 | 65 | 8.5 | 1 | 9 | 25 |
| 9 | 75 | 10.5 | 55 | 6.5 | 16 | 1 | 400 |
| 0 | 59 | 7.3 | 60 | 7.5 | 0.0400000 | 4 | 1 |
| | | | | | Sum d2 | Sum D2 | 2104 |
| rp = | 0.3636776 | | | | 84.16 | 131 | 45.869379 |

| | | | | | | | |
|---|---|---|---|---|---|---|---|
| Kalichman, 1990(b) | | 21 male | rapists | #1 | | D2 | |
| L | 65 | 8.5 | 50 | 5.5 | 9 | 0 | 225 |
| F | 55 | 6.5 | 60 | 7.5 | 1 | 4 | 25 |
| K | 47 | 4.9 | 49 | 5.3 | 0.16 | 0.0400000 | 4 |
| 1 | 70 | 9.5 | 47 | 4.9 | 21.16 | 0.36 | 529 |
| 2 | 57 | 6.9 | 56 | 6.7 | 0.0400000 | 1.44 | 1 |
| 3 | 52 | 5.9 | 47 | 4.9 | 1 | 0.36 | 25 |
| 4 | 62 | 7.9 | 64 | 8.3 | 0.16 | 7.84 | 4 |
| 5 | 48 | 5.1 | 55 | 6.5 | 1.96 | 1 | 49 |
| 6 | 57 | 6.9 | 56 | 6.7 | 0.0400000 | 1.44 | 1 |
| 7 | 62 | 7.9 | 52 | 5.9 | 4 | 0.16 | 100 |
| 8 | 70 | 9.5 | 55 | 6.5 | 9 | 1 | 225 |
| 9 | 75 | 10.5 | 68 | 9.1 | 1.96 | 12.96 | 49 |
| 0 | 59 | 7.3 | 52 | 5.9 | 1.96 | 0.16 | 49 |
| | | | | | Sum d2 | Sum D2 | 1286 |
| rp = | 0.2179993 | | | | 51.44 | 30.76 | 35.860842 |

| | | | | | | | |
|---|---|---|---|---|---|---|---|
| Kalichman, 1990(b) | | 53 male | rapists | #2 | | D2 | |
| L | 65 | 8.5 | 60 | 7.5 | 1 | 4 | 25 |
| F | 55 | 6.5 | 58 | 7.1 | 0.36 | 2.56 | 9 |
| K | 47 | 4.9 | 61 | 7.7 | 7.84 | 4.84 | 196 |
| 1 | 70 | 9.5 | 54 | 6.3 | 10.24 | 0.64 | 256 |
| 2 | 57 | 6.9 | 65 | 8.5 | 2.56 | 9 | 64 |
| 3 | 52 | 5.9 | 56 | 6.7 | 0.64 | 1.44 | 16 |
| 4 | 62 | 7.9 | 74 | 10.3 | 5.76 | 23.04 | 144 |
| 5 | 48 | 5.1 | 59 | 7.3 | 4.84 | 3.24 | 121 |
| 6 | 57 | 6.9 | 59 | 7.3 | 0.16 | 3.24 | 4 |
| 7 | 62 | 7.9 | 56 | 6.7 | 1.44 | 1.44 | 36 |
| 8 | 70 | 9.5 | 59 | 7.3 | 4.84 | 3.24 | 121 |
| 9 | 75 | 10.5 | 58 | 7.1 | 11.56 | 2.56 | 289 |
| 0 | 59 | 7.3 | 50 | 5.5 | 3.24 | 0 | 81 |
| | | | | | Sum d2 | Sum D2 | 1362 |
| rp = | 0.3318616 | | | | 54.48 | 59.24 | 36.905284 |

| | | | | | | | |
|---|---|---|---|---|---|---|---|
| Kalichman, 1990(b) | | 11 male | rapists | #3 | | D2 | |
| L | 65 | 8.5 | 63 | 8.1 | 0.16 | 6.76 | 4 |
| F | 55 | 6.5 | 70 | 9.5 | 9 | 16 | 225 |
| K | 47 | 4.9 | 55 | 6.5 | 2.56 | 1 | 64 |
| 1 | 70 | 9.5 | 77 | 10.9 | 1.96 | 29.16 | 49 |
| 2 | 57 | 6.9 | 84 | 12.3 | 29.16 | 46.24 | 729 |
| 3 | 52 | 5.9 | 71 | 9.7 | 14.44 | 17.64 | 361 |
| 4 | 62 | 7.9 | 74 | 10.3 | 5.76 | 23.04 | 144 |
| 5 | 48 | 5.1 | 59 | 7.3 | 4.84 | 3.24 | 121 |
| 6 | 57 | 6.9 | 65 | 8.5 | 2.56 | 9 | 64 |
| 7 | 62 | 7.9 | 66 | 8.7 | 0.6399999 | 10.24 | 16 |

| | | | | | | | |
|---|---|---|---|---|---|---|---|
| 8 | 70 | 9.5 | 74 | 10.3 | 0.6400000( | 23.04 | 16 |
| 9 | 75 | 10.5 | 65 | 8.5 | 4 | 9 | 100 |
| 0 | 59 | 7.3 | 58 | 7.1 | 0.0400000( | 2.56 | 1 |
| | | | | | Sum d2 | Sum D2 | 1894 |
| rp = | 0.5294994 | | | | 75.76 | 196.92 | 43.5201102 |
| | | | | | | | |
| Kalichman, 1990(b) | | 32 male | rapists | #4 | | D2 | |
| L | 65 | 8.5 | 46 | 4.7 | 14.44 | 0.64 | 361 |
| F | 55 | 6.5 | 78 | 11.1 | 21.16 | 31.36 | 529 |
| K | 47 | 4.9 | 46 | 4.7 | 0.0400000( | 0.64 | 1 |
| 1 | 70 | 9.5 | 59 | 7.3 | 4.84 | 3.24 | 121 |
| 2 | 57 | 6.9 | 70 | 9.5 | 6.76 | 16 | 169 |
| 3 | 52 | 5.9 | 55 | 6.5 | 0.36 | 1 | 9 |
| 4 | 62 | 7.9 | 79 | 11.3 | 11.56 | 33.64 | 289 |
| 5 | 48 | 5.1 | 61 | 7.7 | 6.76 | 4.84 | 169 |
| 6 | 57 | 6.9 | 70 | 9.5 | 6.76 | 16 | 169 |
| 7 | 62 | 7.9 | 69 | 9.3 | 1.96 | 14.44 | 49 |
| 8 | 70 | 9.5 | 80 | 11.5 | 4 | 36 | 100 |
| 9 | 75 | 10.5 | 78 | 11.1 | 0.36 | 31.36 | 9 |
| 0 | 59 | 7.3 | 58 | 7.1 | 0.0400000( | 2.56 | 1 |
| | | | | | Sum d2 | Sum D2 | 1976 |
| rp = | 0.5061851 | | | | 79.04 | 191.72 | 44.452221 |
| | | | | | | | |
| Kalichman, 1990(b) | | 5 male | rapists | #5 | | D2 | |
| L | 65 | 8.5 | 46 | 4.7 | 14.44 | 0.64 | 361 |
| F | 55 | 6.5 | 94 | 14.3 | 60.84 | 77.44 | 1521 |
| K | 47 | 4.9 | 40 | 3.5 | 1.96 | 4 | 49 |
| 1 | 70 | 9.5 | 67 | 8.9 | 0.36 | 11.56 | 9 |
| 2 | 57 | 6.9 | 80 | 11.5 | 21.16 | 36 | 529 |
| 3 | 52 | 5.9 | 60 | 7.5 | 2.56 | 4 | 64 |
| 4 | 62 | 7.9 | 67 | 8.9 | 1 | 11.56 | 25 |
| 5 | 48 | 5.1 | 69 | 9.3 | 17.64 | 14.44 | 441 |
| 6 | 57 | 6.9 | 82 | 11.9 | 25 | 40.96 | 625 |
| 7 | 62 | 7.9 | 87 | 12.9 | 25 | 54.76 | 625 |
| 8 | 70 | 9.5 | 99 | 15.3 | 33.64 | 96.04 | 841 |
| 9 | 75 | 10.5 | 53 | 6.1 | 19.36 | 0.36 | 484 |
| 0 | 59 | 7.3 | 65 | 8.5 | 1.44 | 9 | 36 |
| | | | | | Sum d2 | Sum D2 | 5610 |
| rp = | 0.2926936 | | | | 224.4 | 360.76 | 74.899933 |
| | | | | | | | |
| Kalichman, 1989 | | 39 male | rapists | #1 | | D2 | |
| L | 65 | 8.5 | 53 | 6.1 | 5.76 | 0.36 | 144 |
| F | 55 | 6.5 | 55 | 6.5 | 0 | 1 | 0 |
| K | 47 | 4.9 | 57 | 6.9 | 4 | 1.96 | 100 |
| 1 | 70 | 9.5 | 49 | 5.3 | 17.64 | 0.0400000( | 441 |

| | | | | | | | |
|---|---|---|---|---|---|---|---|
| 2 | 57 | 6.9 | 58 | 7.1 | 0.0399999 | 2.56 | 1 |
| 3 | 52 | 5.9 | 53 | 6.1 | 0.0399999 | 0.36 | 1 |
| 4 | 62 | 7.9 | 67 | 8.9 | 1 | 11.56 | 25 |
| 5 | 48 | 5.1 | 57 | 6.9 | 3.24 | 1.96 | 81 |
| 6 | 57 | 6.9 | 53 | 6.1 | 0.6400000 | 0.36 | 16 |
| 7 | 62 | 7.9 | 50 | 5.5 | 5.76 | 0 | 144 |
| 8 | 70 | 9.5 | 55 | 6.5 | 9 | 1 | 225 |
| 9 | 75 | 10.5 | 60 | 7.5 | 9 | 4 | 225 |
| 0 | 59 | 7.3 | 49 | 5.3 | 4 | 0.0400000 | 100 |
| | | | | | Sum d2 | Sum D2 | 1503 |
| rp = | 0.1072171 | | | | 60.12 | 25.2 | 38.768543 |
| | | | | | | | |
| Kalichman, 1989 | | 12 male | rapists | #2 | | D2 | |
| L | 65 | 8.5 | 66 | 8.7 | 0.0399999 | 10.24 | 1 |
| F | 55 | 6.5 | 70 | 9.5 | 9 | 16 | 225 |
| K | 47 | 4.9 | 59 | 7.3 | 5.76 | 3.24 | 144 |
| 1 | 70 | 9.5 | 70 | 9.5 | 0 | 16 | 0 |
| 2 | 57 | 6.9 | 77 | 10.9 | 16 | 29.16 | 400 |
| 3 | 52 | 5.9 | 67 | 8.9 | 9 | 11.56 | 225 |
| 4 | 62 | 7.9 | 79 | 11.3 | 11.56 | 33.64 | 289 |
| 5 | 48 | 5.1 | 67 | 8.9 | 14.44 | 11.56 | 361 |
| 6 | 57 | 6.9 | 76 | 10.7 | 14.44 | 27.04 | 361 |
| 7 | 62 | 7.9 | 66 | 8.7 | 0.6399999 | 10.24 | 16 |
| 8 | 70 | 9.5 | 86 | 12.7 | 10.24 | 51.84 | 256 |
| 9 | 75 | 10.5 | 65 | 8.5 | 4 | 9 | 100 |
| 0 | 59 | 7.3 | 49 | 5.3 | 4 | 0.0400000 | 100 |
| | | | | | Sum d2 | Sum D2 | 2478 |
| rp = | 0.4756110 | | | | 99.12 | 229.56 | 49.779513 |
| | | | | | | | |
| Kalichman, 1989 | | 39 male | rapists | #3 | | D2 | |
| L | 65 | 8.5 | 56 | 6.7 | 3.24 | 1.44 | 81 |
| F | 55 | 6.5 | 60 | 7.5 | 1 | 4 | 25 |
| K | 47 | 4.9 | 57 | 6.9 | 4 | 1.96 | 100 |
| 1 | 70 | 9.5 | 59 | 7.3 | 4.84 | 3.24 | 121 |
| 2 | 57 | 6.9 | 65 | 8.5 | 2.56 | 9 | 64 |
| 3 | 52 | 5.9 | 60 | 7.5 | 2.56 | 4 | 64 |
| 4 | 62 | 7.9 | 76 | 10.7 | 7.8399999 | 27.04 | 196 |
| 5 | 48 | 5.1 | 57 | 6.9 | 3.24 | 1.96 | 81 |
| 6 | 57 | 6.9 | 65 | 8.5 | 2.56 | 9 | 64 |
| 7 | 62 | 7.9 | 60 | 7.5 | 0.16 | 4 | 4 |
| 8 | 70 | 9.5 | 65 | 8.5 | 1 | 9 | 25 |
| 9 | 75 | 10.5 | 63 | 8.1 | 5.76 | 6.76 | 144 |
| 0 | 59 | 7.3 | 53 | 6.1 | 1.44 | 0.36 | 36 |
| | | | | | Sum d2 | Sum D2 | 1005 |
| rp = | 0.5307027 | | | | 40.2 | 81.76 | 31.701734 |

| | | | | | | | |
|---|---|---|---|---|---|---|---|
| Kalichman, 1989 | | 21 male | rapists | #4 | | D2 | |
| L | 65 | 8.5 | 46 | 4.7 | 14.44 | 0.64 | 361 |
| F | 55 | 6.5 | 78 | 11.1 | 21.16 | 31.36 | 529 |
| K | 47 | 4.9 | 46 | 4.7 | 0.0400000 | 0.64 | 1 |
| 1 | 70 | 9.5 | 57 | 6.9 | 6.76 | 1.96 | 169 |
| 2 | 57 | 6.9 | 65 | 8.5 | 2.56 | 9 | 64 |
| 3 | 52 | 5.9 | 53 | 6.1 | 0.0399999 | 0.36 | 1 |
| 4 | 62 | 7.9 | 76 | 10.7 | 7.8399999 | 27.04 | 196 |
| 5 | 48 | 5.1 | 71 | 9.7 | 21.16 | 17.64 | 529 |
| 6 | 57 | 6.9 | 70 | 9.5 | 6.76 | 16 | 169 |
| 7 | 62 | 7.9 | 66 | 8.7 | 0.6399999 | 10.24 | 16 |
| 8 | 70 | 9.5 | 76 | 10.7 | 1.44 | 27.04 | 36 |
| 9 | 75 | 10.5 | 70 | 9.5 | 1 | 16 | 25 |
| 0 | 59 | 7.3 | 56 | 6.7 | 0.36 | 1.44 | 9 |
| | | | | | Sum d2 | Sum D2 | 2105 |
| rp = | 0.4250990 | | | | 84.2 | 159.36 | 45.880278 |

| | | | | | | | |
|---|---|---|---|---|---|---|---|
| Kalichman, 1989 | | 9 male | rapists | #5 | | D2 | |
| L | 65 | 8.5 | 46 | 4.7 | 14.44 | 0.64 | 361 |
| F | 55 | 6.5 | 92 | 13.9 | 54.76 | 70.56 | 1369 |
| K | 47 | 4.9 | 44 | 4.3 | 0.3600000 | 1.44 | 9 |
| 1 | 70 | 9.5 | 70 | 9.5 | 0 | 16 | 0 |
| 2 | 57 | 6.9 | 77 | 10.9 | 16 | 29.16 | 400 |
| 3 | 52 | 5.9 | 62 | 7.9 | 4 | 5.76 | 100 |
| 4 | 62 | 7.9 | 81 | 11.7 | 14.44 | 38.44 | 361 |
| 5 | 48 | 5.1 | 59 | 7.3 | 4.84 | 3.24 | 121 |
| 6 | 57 | 6.9 | 85 | 12.5 | 31.36 | 49 | 784 |
| 7 | 62 | 7.9 | 81 | 11.7 | 14.44 | 38.44 | 361 |
| 8 | 70 | 9.5 | 101 | 15.7 | 38.44 | 104.04 | 961 |
| 9 | 75 | 10.5 | 78 | 11.1 | 0.36 | 31.36 | 9 |
| 0 | 59 | 7.3 | 60 | 7.5 | 0.0400000 | 4 | 1 |
| | | | | | Sum d2 | Sum D2 | 4837 |
| rp = | 0.3905373 | | | | 193.48 | 392.08 | 69.548544 |

| | | | | | | | |
|---|---|---|---|---|---|---|---|
| Kalichman, 1990 | | Group 1 | 21 male | incarcerate | d rapists | D2 | |
| L | 65 | 8.5 | 56 | 6.7 | 3.24 | 1.44 | 81 |
| F | 55 | 6.5 | 55 | 6.5 | 0 | 1 | 0 |
| K | 47 | 4.9 | 57 | 6.9 | 4 | 1.96 | 100 |
| 1 | 70 | 9.5 | 47 | 4.9 | 21.16 | 0.36 | 529 |
| 2 | 57 | 6.9 | 53 | 6.1 | 0.6400000 | 0.36 | 16 |
| 3 | 52 | 5.9 | 47 | 4.9 | 1 | 0.36 | 25 |
| 4 | 62 | 7.9 | 62 | 7.9 | 0 | 5.76 | 0 |
| 5 | 48 | 5.1 | 55 | 6.5 | 1.96 | 1 | 49 |
| 6 | 57 | 6.9 | 47 | 4.9 | 4 | 0.36 | 100 |

| | | | | | | | |
|---|---|---|---|---|---|---|---|
| 7 | 62 | 7.9 | 46 | 4.7 | 10.24 | 0.64 | 256 |
| 8 | 70 | 9.5 | 51 | 5.7 | 14.44 | 0.0400000 | 361 |
| 9 | 75 | 10.5 | 65 | 8.5 | 4 | 9 | 100 |
| 0 | 59 | 7.3 | 42 | 3.9 | 11.56 | 2.56 | 289 |
| | | | | | Sum d2 | Sum D2 | 1906 |
| rp = | -0.0135602 | | | | 76.24 | 24.84 | 43.657759 |
| | | | | | | | |
| Kalichman, 1990 | | Group 2 | 61 male | incarcerate | d rapists | D2 | |
| L | 65 | 8.5 | 56 | 6.7 | 3.24 | 1.44 | 81 |
| F | 55 | 6.5 | 64 | 8.3 | 3.24 | 7.84 | 81 |
| K | 47 | 4.9 | 62 | 7.9 | 9 | 5.76 | 225 |
| 1 | 70 | 9.5 | 54 | 6.3 | 10.24 | 0.64 | 256 |
| 2 | 57 | 6.9 | 65 | 8.5 | 2.56 | 9 | 64 |
| 3 | 52 | 5.9 | 53 | 6.1 | 0.0399999 | 0.36 | 1 |
| 4 | 62 | 7.9 | 71 | 9.7 | 3.24 | 17.64 | 81 |
| 5 | 48 | 5.1 | 59 | 7.3 | 4.84 | 3.24 | 121 |
| 6 | 57 | 6.9 | 62 | 7.9 | 1 | 5.76 | 25 |
| 7 | 62 | 7.9 | 56 | 6.7 | 1.44 | 1.44 | 36 |
| 8 | 70 | 9.5 | 63 | 8.1 | 1.96 | 6.76 | 49 |
| 9 | 75 | 10.5 | 65 | 8.5 | 4 | 9 | 100 |
| 0 | 59 | 7.3 | 52 | 5.9 | 1.96 | 0.16 | 49 |
| | | | | | Sum d2 | Sum D2 | 1169 |
| rp = | 0.4337612 | | | | 46.76 | 69.04 | 34.190641 |
| | | | | | | | |
| Kalichman, 1990 | | Group 3 | 14 male | incarcerate | d rapists | D2 | |
| L | 65 | 8.5 | 56 | 6.7 | 3.24 | 1.44 | 81 |
| F | 55 | 6.5 | 76 | 10.7 | 17.64 | 27.04 | 441 |
| K | 47 | 4.9 | 51 | 5.7 | 0.64 | 0.0400000 | 16 |
| 1 | 70 | 9.5 | 72 | 9.9 | 0.16 | 19.36 | 4 |
| 2 | 57 | 6.9 | 80 | 11.5 | 21.16 | 36 | 529 |
| 3 | 52 | 5.9 | 65 | 8.5 | 6.76 | 9 | 169 |
| 4 | 62 | 7.9 | 83 | 12.1 | 17.64 | 43.56 | 441 |
| 5 | 48 | 5.1 | 67 | 8.9 | 14.44 | 11.56 | 361 |
| 6 | 57 | 6.9 | 79 | 11.3 | 19.36 | 33.64 | 484 |
| 7 | 62 | 7.9 | 75 | 10.5 | 6.76 | 25 | 169 |
| 8 | 70 | 9.5 | 88 | 13.1 | 12.96 | 57.76 | 324 |
| 9 | 75 | 10.5 | 70 | 9.5 | 1 | 16 | 25 |
| 0 | 59 | 7.3 | 60 | 7.5 | 0.0400000 | 4 | 1 |
| | | | | | Sum d2 | Sum D2 | 3045 |
| rp = | 0.4652735 | | | | 121.8 | 284.4 | 55.181518 |
| | | | | | | | |
| Kalichman, 1990 | | Group 4 | 9 male | incarcerate | d rapists | D2 | |
| L | 65 | 8.5 | 50 | 5.5 | 9 | 0 | 225 |
| F | 55 | 6.5 | 82 | 11.9 | 29.16 | 40.96 | 729 |
| K | 47 | 4.9 | 44 | 4.3 | 0.3600000 | 1.44 | 9 |

| | | | | | | | |
|---|---|---|---|---|---|---|---|
| 1 | 70 | 9.5 | 62 | 7.9 | 2.56 | 5.76 | 64 |
| 2 | 57 | 6.9 | 65 | 8.5 | 2.56 | 9 | 64 |
| 3 | 52 | 5.9 | 56 | 6.7 | 0.64 | 1.44 | 16 |
| 4 | 62 | 7.9 | 81 | 11.7 | 14.44 | 38.44 | 361 |
| 5 | 48 | 5.1 | 61 | 7.7 | 6.76 | 4.84 | 169 |
| 6 | 57 | 6.9 | 76 | 10.7 | 14.44 | 27.04 | 361 |
| 7 | 62 | 7.9 | 69 | 9.3 | 1.96 | 14.44 | 49 |
| 8 | 70 | 9.5 | 86 | 12.7 | 10.24 | 51.84 | 256 |
| 9 | 75 | 10.5 | 81 | 11.7 | 1.44 | 38.44 | 36 |
| 0 | 59 | 7.3 | 56 | 6.7 | 0.36 | 1.44 | 9 |
| | | | | | Sum d2 | Sum D2 | 2348 |
| rp = | 0.5035416 | | | | 93.92 | 235.08 | 48.456165 |
| | | | | | | | |
| Kalichman, 1990 | | Group 5 | 6 male | incarcerate | d rapists | D2 | |
| L | 65 | 8.5 | 46 | 4.7 | 14.44 | 0.64 | 361 |
| F | 55 | 6.5 | 100 | 15.5 | 81 | 100 | 2025 |
| K | 47 | 4.9 | 38 | 3.1 | 3.24 | 5.76 | 81 |
| 1 | 70 | 9.5 | 70 | 9.5 | 0 | 16 | 0 |
| 2 | 57 | 6.9 | 75 | 10.5 | 12.96 | 25 | 324 |
| 3 | 52 | 5.9 | 58 | 7.1 | 1.44 | 2.56 | 36 |
| 4 | 62 | 7.9 | 81 | 11.7 | 14.44 | 38.44 | 361 |
| 5 | 48 | 5.1 | 64 | 8.3 | 10.24 | 7.84 | 256 |
| 6 | 57 | 6.9 | 94 | 14.3 | 54.76 | 77.44 | 1369 |
| 7 | 62 | 7.9 | 87 | 12.9 | 25 | 54.76 | 625 |
| 8 | 70 | 9.5 | 101 | 15.7 | 38.44 | 104.04 | 961 |
| 9 | 75 | 10.5 | 78 | 11.1 | 0.36 | 31.36 | 9 |
| 0 | 59 | 7.3 | 65 | 8.5 | 1.44 | 9 | 36 |
| | | | | | Sum d2 | Sum D2 | 6444 |
| rp = | 0.3390430 | | | | 257.76 | 472.84 | 80.274528 |
| | | | | | | | |
| Kuhne, 1993 | | 36 white | males chem | micals w PT | TSD | D2 | |
| L | 65 | 8.5 | 46 | 4.7 | 14.44 | 0.64 | 361 |
| F | 55 | 6.5 | 73 | 10.1 | 12.96 | 21.16 | 324 |
| K | 47 | 4.9 | 48 | 5.1 | 0.0399999 | 0.16 | 1 |
| 1 | 70 | 9.5 | 59 | 7.3 | 4.84 | 3.24 | 121 |
| 2 | 57 | 6.9 | 80 | 11.5 | 21.16 | 36 | 529 |
| 3 | 52 | 5.9 | 64 | 8.3 | 5.76 | 7.84 | 144 |
| 4 | 62 | 7.9 | 81 | 11.7 | 14.44 | 38.44 | 361 |
| 5 | 48 | 5.1 | 67 | 8.9 | 14.44 | 11.56 | 361 |
| 6 | 57 | 6.9 | 70 | 9.5 | 6.76 | 16 | 169 |
| 7 | 62 | 7.9 | 71 | 9.7 | 3.24 | 17.64 | 81 |
| 8 | 70 | 9.5 | 73 | 10.1 | 0.36 | 21.16 | 9 |
| 9 | 75 | 10.5 | 68 | 9.1 | 1.96 | 12.96 | 49 |
| 0 | 59 | 7.3 | 60 | 7.5 | 0.0400000 | 4 | 1 |
| | | | | | Sum d2 | Sum D2 | 2511 |
| rp = | 0.4102172 | | | | 100.44 | 190.8 | 50.109879 |

| | | | | | | | |
|---|---|---|---|---|---|---|---|
| Krauthamer, 1979 | | 30 female | alcoholics | white, mid | dle class | D2 | |
| L | 65 | 8.5 | 50 | 5.5 | 9 | 0 | 225 |
| F | 55 | 6.5 | 60 | 7.5 | 1 | 4 | 25 |
| K | 47 | 4.9 | 55 | 6.5 | 2.56 | 1 | 64 |
| 1 | 70 | 9.5 | 52 | 5.9 | 12.96 | 0.16 | 324 |
| 2 | 57 | 6.9 | 55 | 6.5 | 0.16 | 1 | 4 |
| 3 | 52 | 5.9 | 56 | 6.7 | 0.64 | 1.44 | 16 |
| 4 | 62 | 7.9 | 60 | 7.5 | 0.16 | 4 | 4 |
| 5 | 48 | 5.1 | 39 | 3.3 | 3.24 | 4.84 | 81 |
| 6 | 57 | 6.9 | 56 | 6.7 | 0.0400000 | 1.44 | 1 |
| 7 | 62 | 7.9 | 53 | 6.1 | 3.24 | 0.36 | 81 |
| 8 | 70 | 9.5 | 58 | 7.1 | 5.76 | 2.56 | 144 |
| 9 | 75 | 10.5 | 58 | 7.1 | 11.56 | 2.56 | 289 |
| 0 | 59 | 7.3 | 53 | 6.1 | 1.44 | 0.36 | 36 |
| | | | | | Sum d2 | Sum D2 | 1294 |
| rp = | 0.1707785 | | | | 51.76 | 23.72 | 35.9722114 |
| | | | | | | | |
| Jordan, 1992 | | 17 male | service | connected | PTSD | D2 | |
| L | 65 | 8.5 | 50 | 5.5 | 9 | 0 | 225 |
| F | 55 | 6.5 | 102 | 15.9 | 88.36 | 108.16 | 2209 |
| K | 47 | 4.9 | 44 | 4.3 | 0.3600000 | 1.44 | 9 |
| 1 | 70 | 9.5 | 93 | 14.1 | 21.16 | 73.96 | 529 |
| 2 | 57 | 6.9 | 106 | 16.7 | 96.04 | 125.44 | 2401 |
| 3 | 52 | 5.9 | 82 | 11.9 | 36 | 40.96 | 900 |
| 4 | 62 | 7.9 | 86 | 12.7 | 23.04 | 51.84 | 576 |
| 5 | 48 | 5.1 | 67 | 8.9 | 14.44 | 11.56 | 361 |
| 6 | 57 | 6.9 | 91 | 13.7 | 46.24 | 67.24 | 1156 |
| 7 | 62 | 7.9 | 91 | 13.7 | 33.64 | 67.24 | 841 |
| 8 | 70 | 9.5 | 115 | 18.5 | 81 | 169 | 2025 |
| 9 | 75 | 10.5 | 73 | 10.1 | 0.16 | 21.16 | 4 |
| 0 | 59 | 7.3 | 69 | 9.3 | 4 | 14.44 | 100 |
| | | | | | Sum d2 | Sum D2 | 11336 |
| rp = | 0.2775246 | | | | 453.44 | 752.44 | 106.47065 |
| | | | | | | | |
| Engels, 1994 | | 26 physica | lly abused | females | | D2 | |
| L | 65 | 8.5 | 50 | 5.5 | 9 | 0 | 225 |
| F | 55 | 6.5 | 68 | 9.1 | 6.76 | 12.96 | 169 |
| K | 47 | 4.9 | 51 | 5.7 | 0.64 | 0.0400000 | 16 |
| 1 | 70 | 9.5 | 70 | 9.5 | 0 | 16 | 0 |
| 2 | 57 | 6.9 | 76 | 10.7 | 14.44 | 27.04 | 361 |
| 3 | 52 | 5.9 | 72 | 9.9 | 16 | 19.36 | 400 |
| 4 | 62 | 7.9 | 62 | 7.9 | 0 | 5.76 | 0 |
| 5 | 48 | 5.1 | 39 | 3.3 | 3.24 | 4.84 | 81 |
| 6 | 57 | 6.9 | 67 | 8.9 | 4 | 11.56 | 100 |
| 7 | 62 | 7.9 | 73 | 10.1 | 4.84 | 21.16 | 121 |

| | | | | | | | |
|---|---|---|---|---|---|---|---|
| 8 | 70 | 9.5 | 74 | 10.3 | 0.6400000( | 23.04 | 16 |
| 9 | 75 | 10.5 | 60 | 7.5 | 9 | 4 | 225 |
| 0 | 59 | 7.3 | 61 | 7.7 | 0.16 | 4.84 | 4 |
| | | | | | Sum d2 | Sum D2 | 1718 |
| rp = | 0.4884621 | | | | 68.72 | 150.6 | 41.448763 |
| | | | | | | | |
| Engels, 1994 | | 18 sexuall | lly abused | females | | D2 | |
| L | 65 | 8.5 | 50 | 5.5 | 9 | 0 | 225 |
| F | 55 | 6.5 | 68 | 9.1 | 6.76 | 12.96 | 169 |
| K | 47 | 4.9 | 53 | 6.1 | 1.44 | 0.36 | 36 |
| 1 | 70 | 9.5 | 72 | 9.9 | 0.16 | 19.36 | 4 |
| 2 | 57 | 6.9 | 80 | 11.5 | 21.16 | 36 | 529 |
| 3 | 52 | 5.9 | 70 | 9.5 | 12.96 | 16 | 324 |
| 4 | 62 | 7.9 | 79 | 11.3 | 11.56 | 33.64 | 289 |
| 5 | 48 | 5.1 | 37 | 2.9 | 4.84 | 6.76 | 121 |
| 6 | 57 | 6.9 | 67 | 8.9 | 4 | 11.56 | 100 |
| 7 | 62 | 7.9 | 73 | 10.1 | 4.84 | 21.16 | 121 |
| 8 | 70 | 9.5 | 72 | 9.9 | 0.16 | 19.36 | 4 |
| 9 | 75 | 10.5 | 55 | 6.5 | 16 | 1 | 400 |
| 0 | 59 | 7.3 | 61 | 7.7 | 0.16 | 4.84 | 4 |
| | | | | | Sum d2 | Sum D2 | 2326 |
| rp = | 0.4281499( | | | | 93.04 | 183 | 48.228622 |
| | | | | | | | |
| Engels, 1994 | | 34 both sx | lly abused | females | | D2 | |
| L | 65 | 8.5 | 50 | 5.5 | 9 | 0 | 225 |
| F | 55 | 6.5 | 68 | 9.1 | 6.76 | 12.96 | 169 |
| K | 47 | 4.9 | 53 | 6.1 | 1.44 | 0.36 | 36 |
| 1 | 70 | 9.5 | 72 | 9.9 | 0.16 | 19.36 | 4 |
| 2 | 57 | 6.9 | 80 | 11.5 | 21.16 | 36 | 529 |
| 3 | 52 | 5.9 | 70 | 9.5 | 12.96 | 16 | 324 |
| 4 | 62 | 7.9 | 83 | 12.1 | 17.64 | 43.56 | 441 |
| 5 | 48 | 5.1 | 39 | 3.3 | 3.24 | 4.84 | 81 |
| 6 | 57 | 6.9 | 70 | 9.5 | 6.76 | 16 | 169 |
| 7 | 62 | 7.9 | 74 | 10.3 | 5.76 | 23.04 | 144 |
| 8 | 70 | 9.5 | 78 | 11.1 | 2.56 | 31.36 | 64 |
| 9 | 75 | 10.5 | 60 | 7.5 | 9 | 4 | 225 |
| 0 | 59 | 7.3 | 61 | 7.7 | 0.16 | 4.84 | 4 |
| | | | | | Sum d2 | Sum D2 | 2415 |
| rp = | 0.4607569 | | | | 96.6 | 212.32 | 49.142649 |
| | | | | | | | |
| Fairbank, 1985 | | 15 males | with comb | at PTSD | | D2 | |
| L | 65 | 8.5 | 50 | 5.5 | 9 | 0 | 225 |
| F | 55 | 6.5 | 78 | 11.1 | 21.16 | 31.36 | 529 |
| K | 47 | 4.9 | 42 | 3.9 | 1 | 2.56 | 25 |
| 1 | 70 | 9.5 | 77 | 10.9 | 1.96 | 29.16 | 49 |
| 2 | 57 | 6.9 | 104 | 16.3 | 88.36 | 116.64 | 2209 |

| | | | | | | | |
|---|---|---|---|---|---|---|---|
| 3 | 52 | 5.9 | 76 | 10.7 | 23.04 | 27.04 | 576 |
| 4 | 62 | 7.9 | 79 | 11.3 | 11.56 | 33.64 | 289 |
| 5 | 48 | 5.1 | 67 | 8.9 | 14.44 | 11.56 | 361 |
| 6 | 57 | 6.9 | 73 | 10.1 | 10.24 | 21.16 | 256 |
| 7 | 62 | 7.9 | 89 | 13.3 | 29.16 | 60.84 | 729 |
| 8 | 70 | 9.5 | 94 | 14.3 | 23.04 | 77.44 | 576 |
| 9 | 75 | 10.5 | 65 | 8.5 | 4 | 9 | 100 |
| 0 | 59 | 7.3 | 70 | 9.5 | 4.84 | 16 | 121 |
| | | | | | Sum d2 | Sum D2 | 6045 |
| rp = | 0.3353125 | | | | 241.8 | 436.4 | 77.749598 |
| | | | | | | | |
| Fairbank, 1985 | | 15 males | with factiti | ous PTSD | | D2 | |
| L | 65 | 8.5 | 44 | 4.3 | 17.64 | 1.44 | 441 |
| F | 55 | 6.5 | 112 | 17.9 | 129.96 | 153.76 | 3249 |
| K | 47 | 4.9 | 40 | 3.5 | 1.96 | 4 | 49 |
| 1 | 70 | 9.5 | 93 | 14.1 | 21.16 | 73.96 | 529 |
| 2 | 57 | 6.9 | 108 | 17.1 | 104.04 | 134.56 | 2601 |
| 3 | 52 | 5.9 | 82 | 11.9 | 36 | 40.96 | 900 |
| 4 | 62 | 7.9 | 90 | 13.5 | 31.36 | 64 | 784 |
| 5 | 48 | 5.1 | 67 | 8.9 | 14.44 | 11.56 | 361 |
| 6 | 57 | 6.9 | 102 | 15.9 | 81 | 108.16 | 2025 |
| 7 | 62 | 7.9 | 93 | 14.1 | 38.44 | 73.96 | 961 |
| 8 | 70 | 9.5 | 117 | 18.9 | 88.36 | 179.56 | 2209 |
| 9 | 75 | 10.5 | 83 | 12.1 | 2.56 | 43.56 | 64 |
| 0 | 59 | 7.3 | 75 | 10.5 | 10.24 | 25 | 256 |
| | | | | | Sum d2 | Sum D2 | 14429 |
| rp = | 0.2509279 | | | | 577.16 | 914.48 | 120.12077 |
| | | | | | | | |
| Fairbank, 1985 | | 15 males | faking PTS | D (mental h | | D2 | |
| L | 65 | 8.5 | 44 | 4.3 | 17.64 | 1.44 | 441 |
| F | 55 | 6.5 | 106 | 16.7 | 104.04 | 125.44 | 2601 |
| K | 47 | 4.9 | 42 | 3.9 | 1 | 2.56 | 25 |
| 1 | 70 | 9.5 | 85 | 12.5 | 9 | 49 | 225 |
| 2 | 57 | 6.9 | 116 | 18.7 | 139.24 | 174.24 | 3481 |
| 3 | 52 | 5.9 | 82 | 11.9 | 36 | 40.96 | 900 |
| 4 | 62 | 7.9 | 97 | 14.9 | 49 | 88.36 | 1225 |
| 5 | 48 | 5.1 | 64 | 8.3 | 10.24 | 7.84 | 256 |
| 6 | 57 | 6.9 | 85 | 12.5 | 31.36 | 49 | 784 |
| 7 | 62 | 7.9 | 101 | 15.7 | 60.84 | 104.04 | 1521 |
| 8 | 70 | 9.5 | 115 | 18.5 | 81 | 169 | 2025 |
| 9 | 75 | 10.5 | 70 | 9.5 | 1 | 16 | 25 |
| 0 | 59 | 7.3 | 77 | 10.9 | 12.96 | 29.16 | 324 |
| | | | | | Sum d2 | Sum D2 | 13833 |
| rp = | 0.2418820 | | | | 553.32 | 857.04 | 117.613774 |
| | | | | | | | |
| Foy, 1984 | | 17 males | with PTSD | | | D2 | |

| | | | | | | | |
|---|---|---|---|---|---|---|---|
| L | 65 | 8.5 | 46 | 4.7 | 14.44 | 0.64 | 361 |
| F | 55 | 6.5 | 82 | 11.9 | 29.16 | 40.96 | 729 |
| K | 47 | 4.9 | 44 | 4.3 | 0.3600000 | 1.44 | 9 |
| 1 | 70 | 9.5 | 72 | 9.9 | 0.16 | 19.36 | 4 |
| 2 | 57 | 6.9 | 92 | 13.9 | 49 | 70.56 | 1225 |
| 3 | 52 | 5.9 | 73 | 10.1 | 17.64 | 21.16 | 441 |
| 4 | 62 | 7.9 | 81 | 11.7 | 14.44 | 38.44 | 361 |
| 5 | 48 | 5.1 | 67 | 8.9 | 14.44 | 11.56 | 361 |
| 6 | 57 | 6.9 | 79 | 11.3 | 19.36 | 33.64 | 484 |
| 7 | 62 | 7.9 | 85 | 12.5 | 21.16 | 49 | 529 |
| 8 | 70 | 9.5 | 97 | 14.9 | 29.16 | 88.36 | 729 |
| 9 | 75 | 10.5 | 68 | 9.1 | 1.96 | 12.96 | 49 |
| 0 | 59 | 7.3 | 65 | 8.5 | 1.44 | 9 | 36 |
| | | | | | Sum d2 | Sum D2 | 5318 |
| rp = | 0.3545724 | | | | 212.72 | 397.08 | 72.924618 |
| | | | | | | | |
| Gass, 1991 | | 58 males | CHIs | | | D2 | |
| L | 65 | 8.5 | 56 | 6.7 | 3.24 | 1.44 | 81 |
| F | 55 | 6.5 | 62 | 7.9 | 1.96 | 5.76 | 49 |
| K | 47 | 4.9 | 55 | 6.5 | 2.56 | 1 | 64 |
| 1 | 70 | 9.5 | 65 | 8.5 | 1 | 9 | 25 |
| 2 | 57 | 6.9 | 75 | 10.5 | 12.96 | 25 | 324 |
| 3 | 52 | 5.9 | 65 | 8.5 | 6.76 | 9 | 169 |
| 4 | 62 | 7.9 | 67 | 8.9 | 1 | 11.56 | 25 |
| 5 | 48 | 5.1 | 61 | 7.7 | 6.76 | 4.84 | 169 |
| 6 | 57 | 6.9 | 59 | 7.3 | 0.16 | 3.24 | 4 |
| 7 | 62 | 7.9 | 62 | 7.9 | 0 | 5.76 | 0 |
| 8 | 70 | 9.5 | 69 | 9.3 | 0.0399999 | 14.44 | 1 |
| 9 | 75 | 10.5 | 65 | 8.5 | 4 | 9 | 100 |
| 0 | 59 | 7.3 | 52 | 5.9 | 1.96 | 0.16 | 49 |
| | | | | | Sum d2 | Sum D2 | 1060 |
| rp = | 0.5582413 | | | | 42.4 | 100.2 | 32.557641 |
| | | | | | | | |
| Hagedorn, 1985 | | 4 female | pain failure | s | | D2 | |
| L | 65 | 8.5 | 50 | 5.5 | 9 | 0 | 225 |
| F | 55 | 6.5 | 55 | 6.5 | 0 | 1 | 0 |
| K | 47 | 4.9 | 68 | 9.1 | 17.64 | 12.96 | 441 |
| 1 | 70 | 9.5 | 66 | 8.7 | 0.6400000 | 10.24 | 16 |
| 2 | 57 | 6.9 | 69 | 9.3 | 5.76 | 14.44 | 144 |
| 3 | 52 | 5.9 | 68 | 9.1 | 10.24 | 12.96 | 256 |
| 4 | 62 | 7.9 | 62 | 7.9 | 0 | 5.76 | 0 |
| 5 | 48 | 5.1 | 34 | 2.3 | 7.84 | 10.24 | 196 |
| 6 | 57 | 6.9 | 59 | 7.3 | 0.16 | 3.24 | 4 |
| 7 | 62 | 7.9 | 65 | 8.5 | 0.36 | 9 | 9 |
| 8 | 70 | 9.5 | 60 | 7.5 | 4 | 4 | 100 |
| 9 | 75 | 10.5 | 45 | 4.5 | 36 | 1 | 900 |

| | | | | | | | |
|---|---|---|---|---|---|---|---|
| 0 | 59 | 7.3 | 56 | 6.7 | 0.36 | 1.44 | 9 |
| | | | | | Sum d2 | Sum D2 | 2300 |
| rp = | 0.1917062 | | | | 92 | 86.28 | 47.958315 |
| | | | | | | | |
| Hagedorn, 1985 | | 15 female | pain succes | ss | | D2 | |
| L | 65 | 8.5 | 50 | 5.5 | 9 | 0 | 225 |
| F | 55 | 6.5 | 50 | 5.5 | 1 | 0 | 25 |
| K | 47 | 4.9 | 61 | 7.7 | 7.84 | 4.84 | 196 |
| 1 | 70 | 9.5 | 58 | 7.1 | 5.76 | 2.56 | 144 |
| 2 | 57 | 6.9 | 55 | 6.5 | 0.16 | 1 | 4 |
| 3 | 52 | 5.9 | 61 | 7.7 | 3.24 | 4.84 | 81 |
| 4 | 62 | 7.9 | 57 | 6.9 | 1 | 1.96 | 25 |
| 5 | 48 | 5.1 | 45 | 4.5 | 0.36 | 1 | 9 |
| 6 | 57 | 6.9 | 50 | 5.5 | 1.96 | 0 | 49 |
| 7 | 62 | 7.9 | 53 | 6.1 | 3.24 | 0.36 | 81 |
| 8 | 70 | 9.5 | 52 | 5.9 | 12.96 | 0.16 | 324 |
| 9 | 75 | 10.5 | 50 | 5.5 | 25 | 0 | 625 |
| 0 | 59 | 7.3 | 48 | 5.1 | 4.84 | 0.16 | 121 |
| | | | | | Sum d2 | Sum D2 | 1909 |
| rp = | -0.0709677 | | | | 76.36 | 16.88 | 43.692104 |
| | | | | | | | |
| Hagedorn, 1985 | | 17 male | pain failure | ss | | D2 | |
| L | 65 | 8.5 | 50 | 5.5 | 9 | 0 | 225 |
| F | 55 | 6.5 | 58 | 7.1 | 0.36 | 2.56 | 9 |
| K | 47 | 4.9 | 55 | 6.5 | 2.56 | 1 | 64 |
| 1 | 70 | 9.5 | 59 | 7.3 | 4.84 | 3.24 | 121 |
| 2 | 57 | 6.9 | 70 | 9.5 | 6.76 | 16 | 169 |
| 3 | 52 | 5.9 | 62 | 7.9 | 4 | 5.76 | 100 |
| 4 | 62 | 7.9 | 57 | 6.9 | 1 | 1.96 | 25 |
| 5 | 48 | 5.1 | 64 | 8.3 | 10.24 | 7.84 | 256 |
| 6 | 57 | 6.9 | 53 | 6.1 | 0.6400000 | 0.36 | 16 |
| 7 | 62 | 7.9 | 58 | 7.1 | 0.6400000 | 2.56 | 16 |
| 8 | 70 | 9.5 | 53 | 6.1 | 11.56 | 0.36 | 289 |
| 9 | 75 | 10.5 | 50 | 5.5 | 25 | 0 | 625 |
| 0 | 59 | 7.3 | 56 | 6.7 | 0.36 | 1.44 | 9 |
| | | | | | Sum d2 | Sum D2 | 1924 |
| rp = | 0.0913813 | | | | 76.96 | 43.08 | 43.863424 |
| | | | | | | | |
| Hagedorn, 1985 | | 26 male | pain succes | ss | | D2 | |
| L | 65 | 8.5 | 50 | 5.5 | 9 | 0 | 225 |
| F | 55 | 6.5 | 55 | 6.5 | 0 | 1 | 0 |
| K | 47 | 4.9 | 59 | 7.3 | 5.76 | 3.24 | 144 |
| 1 | 70 | 9.5 | 39 | 3.3 | 38.44 | 4.84 | 961 |
| 2 | 57 | 6.9 | 63 | 8.1 | 1.44 | 6.76 | 36 |
| 3 | 52 | 5.9 | 62 | 7.9 | 4 | 5.76 | 100 |
| 4 | 62 | 7.9 | 57 | 6.9 | 1 | 1.96 | 25 |

| | | | | | | | |
|---|---|---|---|---|---|---|---|
| 5 | 48 | 5.1 | 61 | 7.7 | 6.76 | 4.84 | 169 |
| 6 | 57 | 6.9 | 53 | 6.1 | 0.6400000 | 0.36 | 16 |
| 7 | 62 | 7.9 | 56 | 6.7 | 1.44 | 1.44 | 36 |
| 8 | 70 | 9.5 | 53 | 6.1 | 11.56 | 0.36 | 289 |
| 9 | 75 | 10.5 | 50 | 5.5 | 25 | 0 | 625 |
| 0 | 59 | 7.3 | 50 | 5.5 | 3.24 | 0 | 81 |
| | | | | | Sum d2 | Sum D2 | 2707 |
| rp = | -0.1506907 | | | | 108.28 | 30.56 | 52.028838 |
| | | | | | | | |
| Hatsukami, 1982 | | 52 females | with bulim | ia | | D2 | |
| L | 65 | 8.5 | 46 | 4.7 | 14.44 | 0.64 | 361 |
| F | 55 | 6.5 | 62 | 7.9 | 1.96 | 5.76 | 49 |
| K | 47 | 4.9 | 55 | 6.5 | 2.56 | 1 | 64 |
| 1 | 70 | 9.5 | 58 | 7.1 | 5.76 | 2.56 | 144 |
| 2 | 57 | 6.9 | 73 | 10.1 | 10.24 | 21.16 | 256 |
| 3 | 52 | 5.9 | 63 | 8.1 | 4.84 | 6.76 | 121 |
| 4 | 62 | 7.9 | 71 | 9.7 | 3.24 | 17.64 | 81 |
| 5 | 48 | 5.1 | 34 | 2.3 | 7.84 | 10.24 | 196 |
| 6 | 57 | 6.9 | 62 | 7.9 | 1 | 5.76 | 25 |
| 7 | 62 | 7.9 | 68 | 9.1 | 1.44 | 12.96 | 36 |
| 8 | 70 | 9.5 | 67 | 8.9 | 0.36 | 11.56 | 9 |
| 9 | 75 | 10.5 | 58 | 7.1 | 11.56 | 2.56 | 289 |
| 0 | 59 | 7.3 | 60 | 7.5 | 0.0400000 | 4 | 1 |
| | | | | | Sum d2 | Sum D2 | 1632 |
| rp = | 0.3990057 | | | | 65.28 | 102.6 | 40.398019 |
| | | | | | | | |
| Hatsukami, 1982 | | 120 female | s with AO | DA problem | ms | D2 | |
| L | 65 | 8.5 | 46 | 4.7 | 14.44 | 0.64 | 361 |
| F | 55 | 6.5 | 70 | 9.5 | 9 | 16 | 225 |
| K | 47 | 4.9 | 51 | 5.7 | 0.64 | 0.0400000 | 16 |
| 1 | 70 | 9.5 | 60 | 7.5 | 4 | 4 | 100 |
| 2 | 57 | 6.9 | 73 | 10.1 | 10.24 | 21.16 | 256 |
| 3 | 52 | 5.9 | 66 | 8.7 | 7.8399999 | 10.24 | 196 |
| 4 | 62 | 7.9 | 79 | 11.3 | 11.56 | 33.64 | 289 |
| 5 | 48 | 5.1 | 39 | 3.3 | 3.24 | 4.84 | 81 |
| 6 | 57 | 6.9 | 67 | 8.9 | 4 | 11.56 | 100 |
| 7 | 62 | 7.9 | 71 | 9.7 | 3.24 | 17.64 | 81 |
| 8 | 70 | 9.5 | 75 | 10.5 | 1 | 25 | 25 |
| 9 | 75 | 10.5 | 68 | 9.1 | 1.96 | 12.96 | 49 |
| 0 | 59 | 7.3 | 61 | 7.7 | 0.16 | 4.84 | 4 |
| | | | | | Sum d2 | Sum D2 | 1783 |
| rp = | 0.4963988 | | | | 71.32 | 162.56 | 42.225584 |
| | | | | | | | |
| Hawk, 1989 | | 18 male | malingerers | s | ms | D2 | |
| L | 65 | 8.5 | 50 | 5.5 | 9 | 0 | 225 |
| F | 55 | 6.5 | 108 | 17.1 | 112.36 | 134.56 | 2809 |

| | | | | | | | |
|---|---|---|---|---|---|---|---|
| K | 47 | 4.9 | 46 | 4.7 | 0.0400000( | 0.64 | 1 |
| 1 | 70 | 9.5 | 82 | 11.9 | 5.76 | 40.96 | 144 |
| 2 | 57 | 6.9 | 94 | 14.3 | 54.76 | 77.44 | 1369 |
| 3 | 52 | 5.9 | 80 | 11.5 | 31.36 | 36 | 784 |
| 4 | 62 | 7.9 | 90 | 13.5 | 31.36 | 64 | 784 |
| 5 | 48 | 5.1 | 69 | 9.3 | 17.64 | 14.44 | 441 |
| 6 | 57 | 6.9 | 97 | 14.9 | 64 | 88.36 | 1600 |
| 7 | 62 | 7.9 | 91 | 13.7 | 33.64 | 67.24 | 841 |
| 8 | 70 | 9.5 | 115 | 18.5 | 81 | 169 | 2025 |
| 9 | 75 | 10.5 | 75 | 10.5 | 0 | 25 | 0 |
| 0 | 59 | 7.3 | 64 | 8.3 | 1 | 7.84 | 25 |
| | | | | | Sum d2 | Sum D2 | 11048 |
| rp = | 0.2736118 | | | | 441.92 | 725.48 | 105.10946 |
| | | | | | | | |
| Hawk, 1989 | | 17 male | psychotics | | | D2 | |
| L | 65 | 8.5 | 53 | 6.1 | 5.76 | 0.36 | 144 |
| F | 55 | 6.5 | 88 | 13.1 | 43.56 | 57.76 | 1089 |
| K | 47 | 4.9 | 51 | 5.7 | 0.64 | 0.0400000( | 16 |
| 1 | 70 | 9.5 | 67 | 8.9 | 0.36 | 11.56 | 9 |
| 2 | 57 | 6.9 | 70 | 9.5 | 6.76 | 16 | 169 |
| 3 | 52 | 5.9 | 69 | 9.3 | 11.56 | 14.44 | 289 |
| 4 | 62 | 7.9 | 76 | 10.7 | 7.8399999 | 27.04 | 196 |
| 5 | 48 | 5.1 | 67 | 8.9 | 14.44 | 11.56 | 361 |
| 6 | 57 | 6.9 | 79 | 11.3 | 19.36 | 33.64 | 484 |
| 7 | 62 | 7.9 | 77 | 10.9 | 9 | 29.16 | 225 |
| 8 | 70 | 9.5 | 94 | 14.3 | 23.04 | 77.44 | 576 |
| 9 | 75 | 10.5 | 68 | 9.1 | 1.96 | 12.96 | 49 |
| 0 | 59 | 7.3 | 60 | 7.5 | 0.0400000( | 4 | 1 |
| | | | | | Sum d2 | Sum D2 | 3608 |
| rp = | 0.4105056 | | | | 144.32 | 295.96 | 60.066629 |
| | | | | | | | |
| Hawk, 1989 | | 36 male | non-psych | otics | | D2 | |
| L | 65 | 8.5 | 53 | 6.1 | 5.76 | 0.36 | 144 |
| F | 55 | 6.5 | 76 | 10.7 | 17.64 | 27.04 | 441 |
| K | 47 | 4.9 | 51 | 5.7 | 0.64 | 0.0400000( | 16 |
| 1 | 70 | 9.5 | 65 | 8.5 | 1 | 9 | 25 |
| 2 | 57 | 6.9 | 77 | 10.9 | 16 | 29.16 | 400 |
| 3 | 52 | 5.9 | 64 | 8.3 | 5.76 | 7.84 | 144 |
| 4 | 62 | 7.9 | 76 | 10.7 | 7.8399999 | 27.04 | 196 |
| 5 | 48 | 5.1 | 61 | 7.7 | 6.76 | 4.84 | 169 |
| 6 | 57 | 6.9 | 70 | 9.5 | 6.76 | 16 | 169 |
| 7 | 62 | 7.9 | 71 | 9.7 | 3.24 | 17.64 | 81 |
| 8 | 70 | 9.5 | 78 | 11.1 | 2.56 | 31.36 | 64 |
| 9 | 75 | 10.5 | 65 | 8.5 | 4 | 9 | 100 |
| 0 | 59 | 7.3 | 60 | 7.5 | 0.0400000( | 4 | 1 |
| | | | | | Sum d2 | Sum D2 | 1950 |

| | | | | | | | |
|---|---|---|---|---|---|---|---|
| rp = | 0.4978756 | | | | 78 | 183.32 | 44.158804 |
| | | | | | | | |
| Graham et al, 1991 | | 30 male psy | yschiatric | patients | | D2 | |
| L | 65 | 8.5 | 55.3 | 6.56 | 3.7636 | 1.1236 | 94.090000 |
| F | 55 | 6.5 | 79.7 | 11.44 | 24.4036 | 35.2836 | 610.09 |
| K | 47 | 4.9 | 44.3 | 4.36 | 0.2916000 | 1.2996 | 7.2900000 |
| 1 | 70 | 9.5 | 56.2 | 6.74 | 7.6176 | 1.5376 | 190.44 |
| 2 | 57 | 6.9 | 61.9 | 7.88 | 0.9603999 | 5.6644 | 24.01 |
| 3 | 52 | 5.9 | 56.2 | 6.74 | 0.7056 | 1.5376 | 17.64 |
| 4 | 62 | 7.9 | 65.8 | 8.66 | 0.5776 | 9.9856 | 14.44 |
| 5 | 48 | 5.1 | 50.1 | 5.52 | 0.1764000 | 0.0004000 | 4.4100000 |
| 6 | 57 | 6.9 | 70.5 | 9.6 | 7.29 | 16.81 | 182.25 |
| 7 | 62 | 7.9 | 63.3 | 8.16 | 0.0675999 | 7.0756 | 1.6899999 |
| 8 | 70 | 9.5 | 72.4 | 9.98 | 0.2304 | 20.0704 | 5.7600000 |
| 9 | 75 | 10.5 | 59.8 | 7.46 | 9.2416000 | 3.8416 | 231.04 |
| 0 | 59 | 7.3 | 57.6 | 7.02 | 0.0783999 | 2.3104 | 1.96 |
| | | | | | Sum d2 | Sum D2 | 1385.11 |
| rp = | 0.4755973 | | | | 55.4044 | 106.5404 | 37.217065 |
| | | | | | | | |
| Graham et al, 1991 | | 30 female p | yschiatric | patients | | D2 | |
| L | 65 | 8.5 | 55 | 6.5 | 4 | 1 | 100 |
| F | 55 | 6.5 | 79.7 | 11.44 | 24.4036 | 35.2836 | 610.09 |
| K | 47 | 4.9 | 42 | 3.9 | 1 | 2.56 | 25 |
| 1 | 70 | 9.5 | 58 | 7.1 | 5.76 | 2.56 | 144 |
| 2 | 57 | 6.9 | 58.4 | 7.18 | 0.0783999 | 2.8224 | 1.96 |
| 3 | 52 | 5.9 | 54.9 | 6.48 | 0.3363999 | 0.9603999 | 8.4099999 |
| 4 | 62 | 7.9 | 66.7 | 8.84 | 0.8835999 | 11.1556 | 22.09 |
| 5 | 48 | 5.1 | 58.7 | 7.24 | 4.5796 | 3.0276 | 114.49 |
| 6 | 57 | 6.9 | 74.1 | 10.32 | 11.6964 | 23.2324 | 292.41 |
| 7 | 62 | 7.9 | 66 | 8.7 | 0.6399999 | 10.24 | 16 |
| 8 | 70 | 9.5 | 70.2 | 9.54 | 0.0016000 | 16.3216 | 0.0400000 |
| 9 | 75 | 10.5 | 66.7 | 8.84 | 2.7556 | 11.1556 | 68.89 |
| 0 | 59 | 7.3 | 54.9 | 6.48 | 0.6724 | 0.9603999 | 16.81 |
| | | | | | Sum d2 | Sum D2 | 1420.19 |
| rp = | 0.5004765 | | | | 56.8076 | 121.2796 | 37.685408 |
| | | | | | | | |
| Gandolfo, | 1995 | N=47 haras | sment | mixed | | D2 | #146 |
| L | 65 | 8.5 | 56.02 | 6.704 | 3.225616 | 1.449616 | 80.640399 |
| F | 55 | 6.5 | 63.53 | 8.206 | 2.910436 | 7.322436 | 72.7609 |
| K | 47 | 4.9 | 47.28 | 4.956 | 0.0031360 | 0.295936 | 0.0784000 |
| 1 | 70 | 9.5 | 72.94 | 10.088 | 0.3457439 | 21.049744 | 8.6435999 |
| 2 | 57 | 6.9 | 72.09 | 9.918 | 9.108324 | 19.518724 | 227.7081 |
| 3 | 52 | 5.9 | 72 | 9.9 | 16 | 19.36 | 400 |
| 4 | 62 | 7.9 | 58.49 | 7.198 | 0.492804 | 2.883204 | 12.3201 |
| 5 | 48 | 5.1 | 51.74 | 5.848 | 0.5595040 | 0.1211040 | 13.9876 |
| 6 | 57 | 6.9 | 69.34 | 9.368 | 6.091024 | 14.961424 | 152.2756 |

| | | | | | | | |
|---|---|---|---|---|---|---|---|
| 7 | 62 | 7.9 | 64.87 | 8.474 | 0.329476 | 8.844676 | 8.2369000 |
| 8 | 70 | 9.5 | 65.23 | 8.546 | 0.91011599 | 9.27811600 | 22.7529 |
| 9 | 75 | 10.5 | 53.32 | 6.164 | 18.800896 | 0.440896 | 470.0224 |
| 0 | 59 | 7.3 | 55.83 | 6.666 | 0.401956 | 1.359556 | 10.0489 |
| | | | | | Sum d2 | Sum D2 | 1479.4758 |
| rp = | 0.45058200 | | | | 59.179032 | 106.885432 | 38.4639545 |
| | | | | | | | |
| Gandolfo, | 1995 | N=82 mixed | d non-hara | ssment | | D2 | #147 |
| L | 65 | 8.5 | 56.57 | 6.814 | 2.842596 | 1.726596 | 71.0649 |
| F | 55 | 6.5 | 66.43 | 8.786 | 5.22579600 | 10.797796 | 130.6449 |
| K | 47 | 4.9 | 45.32 | 4.564 | 0.112896 | 0.876096 | 2.8224 |
| 1 | 70 | 9.5 | 74.28 | 10.356 | 0.732736 | 23.580736 | 18.3184 |
| 2 | 57 | 6.9 | 72.01 | 9.902 | 9.012004 | 19.377604 | 225.3001 |
| 3 | 52 | 5.9 | 72.9 | 10.08 | 17.4724 | 20.9764 | 436.81 |
| 4 | 62 | 7.9 | 60.48 | 7.596 | 0.09241600 | 4.393216 | 2.31040000 |
| 5 | 48 | 5.1 | 49.32 | 5.364 | 0.06969600 | 0.018496 | 1.7424 |
| 6 | 57 | 6.9 | 61.82 | 7.864 | 0.92929599 | 5.588496 | 23.2324 |
| 7 | 62 | 7.9 | 67.55 | 9.01 | 1.2321 | 12.3201 | 30.8025 |
| 8 | 70 | 9.5 | 68.88 | 9.276 | 0.05017600 | 14.258176 | 1.25440000 |
| 9 | 75 | 10.5 | 55.45 | 6.59 | 15.2881 | 1.1881 | 382.2025 |
| 0 | 59 | 7.3 | 56.48 | 6.796 | 0.254016 | 1.679616 | 6.35040000 |
| | | | | | Sum d2 | Sum D2 | 1332.8557 |
| rp = | 0.51412299 | | | | 53.314228 | 116.781428 | 36.508296 |
| | | | | | | | |
| Wetter, 1993 | | 23 instructe | ed to fake | paranoid | schizo | D2 | |
| L | 65 | 8.5 | 49.14 | 5.328 | 10.061584 | 0.02958399 | 251.5396 |
| F | 55 | 6.5 | 119.36 | 19.372 | 165.688384 | 192.432384 | 4142.2096 |
| K | 47 | 4.9 | 33.5 | 2.2 | 7.29 | 10.89 | 182.25 |
| 1 | 70 | 9.5 | 80.36 | 11.572 | 4.293184 | 36.869184 | 107.3296 |
| 2 | 57 | 6.9 | 82.09 | 11.918 | 25.180324 | 41.190724 | 629.5081 |
| 3 | 52 | 5.9 | 71.91 | 9.882 | 15.856324 | 19.201924 | 396.4081 |
| 4 | 62 | 7.9 | 83.36 | 12.172 | 18.249984 | 44.515584 | 456.2496 |
| 5 | 48 | 5.1 | 61.41 | 7.782 | 7.193124 | 5.207524 | 179.8281 |
| 6 | 57 | 6.9 | 112.82 | 18.064 | 124.634896 | 157.854096 | 3115.8724 |
| 7 | 62 | 7.9 | 89.23 | 13.346 | 29.658916 | 61.559716 | 741.4729 |
| 8 | 70 | 9.5 | 113.59 | 18.218 | 76.003524 | 161.747524 | 1900.0881 |
| 9 | 75 | 10.5 | 76.41 | 10.782 | 0.079524 | 27.899524 | 1.98809999 |
| 0 | 59 | 7.3 | 78.36 | 11.172 | 14.992384 | 32.171584 | 374.8096 |
| | | | | | Sum d2 | Sum D2 | 12479.5538 |
| rp = | 0.25501400 | | | | 499.182152 | 791.569352 | 111.711923 |
| | | | | | | | |
| Wetter, 1993 | | 20 patients | with | paranoid | schizo | D2 | |
| L | 65 | 8.5 | 56.75 | 6.85 | 2.7225 | 1.8225 | 68.0625 |
| F | 55 | 6.5 | 80.8 | 11.66 | 26.6256 | 37.9456 | 665.64 |
| K | 47 | 4.9 | 47.8 | 5.06 | 0.02559999 | 0.1936 | 0.63999999 |
| 1 | 70 | 9.5 | 66.2 | 8.74 | 0.5776 | 10.4976 | 14.44 |

| | | | | | | | |
|---|---|---|---|---|---|---|---|
| 2 | 57 | 6.9 | 71.55 | 9.81 | 8.46809999 | 18.5761 | 211.7025 |
| 3 | 52 | 5.9 | 66.8 | 8.86 | 8.76159999 | 11.2896 | 219.04 |
| 4 | 62 | 7.9 | 67.95 | 9.09 | 1.4161 | 12.8881 | 35.4025 |
| 5 | 48 | 5.1 | 52.45 | 5.99 | 0.79210000 | 0.2401 | 19.8025 |
| 6 | 57 | 6.9 | 73.85 | 10.27 | 11.3569 | 22.7529 | 283.9225 |
| 7 | 62 | 7.9 | 68.05 | 9.11 | 1.4641 | 13.0321 | 36.6025 |
| 8 | 70 | 9.5 | 76.65 | 10.83 | 1.76890000 | 28.4089 | 44.222500 |
| 9 | 75 | 10.5 | 56.4 | 6.78 | 13.8384 | 1.6384 | 345.96 |
| 0 | 59 | 7.3 | 60.9 | 7.68 | 0.1444 | 4.7524 | 3.60999999 |
| | | | | | Sum d2 | Sum D2 | 1949.0475 |
| rp = | 0.46484100 | | | | 77.9619 | 164.0379 | 44.148018 |
| | | | | | | | |
| Axelrod & Lees-Haley, | | 2002 | high scorer | s on PCSQ | males | D2 | |
| L | 65 | 8.5 | 53.1 | 6.12 | 5.6644 | 0.3844 | 141.61 |
| F | 55 | 6.5 | 89.6 | 13.42 | 47.8864 | 62.7264 | 1197.16 |
| K | 47 | 4.9 | 40.8 | 3.66 | 1.5376 | 3.3856 | 38.44 |
| 1 | 70 | 9.5 | 80.4 | 11.58 | 4.32640000 | 36.9664 | 108.16 |
| 2 | 57 | 6.9 | 82.2 | 11.94 | 25.4016 | 41.4736 | 635.04 |
| 3 | 52 | 5.9 | 77.6 | 11.02 | 26.2144 | 30.4704 | 655.36 |
| 4 | 62 | 7.9 | 72.8 | 10.06 | 4.66559999 | 20.7936 | 116.64 |
| 5 | 48 | 5.1 | 52.8 | 6.06 | 0.9216 | 0.3136 | 23.04 |
| 6 | 57 | 6.9 | 83.1 | 12.12 | 27.2484 | 43.8244 | 681.21 |
| 7 | 62 | 7.9 | 90 | 13.5 | 31.36 | 64 | 784 |
| 8 | 70 | 9.5 | 90 | 13.5 | 16 | 64 | 400 |
| 9 | 75 | 10.5 | 62.6 | 8.02 | 6.1504 | 6.3504 | 153.76 |
| 0 | 59 | 7.3 | 65.8 | 8.66 | 1.8496 | 9.9856 | 46.24 |
| | | | | | Sum d2 | Sum D2 | 4980.66 |
| rp = | 0.37079193 | | | | 199.2264 | 384.6744 | 70.573791 |
| | | | | | | | |
| Axelrod & Lees-Haley, | | 2002 | low scorers | s on PCSQ | males | D2 | |
| L | 65 | 8.5 | 54.8 | 6.46 | 4.1616 | 0.92159999 | 104.04 |
| F | 55 | 6.5 | 61.5 | 7.8 | 1.69 | 5.29 | 42.25 |
| K | 47 | 4.9 | 47 | 4.9 | 0 | 0.36 | 0 |
| 1 | 70 | 9.5 | 71.2 | 9.74 | 0.05760000 | 17.9776 | 1.44000000 |
| 2 | 57 | 6.9 | 68.3 | 9.16 | 5.1076 | 13.3956 | 127.69 |
| 3 | 52 | 5.9 | 67.9 | 9.08 | 10.1124 | 12.8164 | 252.81 |
| 4 | 62 | 7.9 | 58.2 | 7.14 | 0.5776 | 2.6896 | 14.44 |
| 5 | 48 | 5.1 | 49.1 | 5.32 | 0.04840000 | 0.03239999 | 1.21 |
| 6 | 57 | 6.9 | 58.9 | 7.28 | 0.14439999 | 3.1684 | 3.60999999 |
| 7 | 62 | 7.9 | 63.7 | 8.24 | 0.1156 | 7.5076 | 2.89000000 |
| 8 | 70 | 9.5 | 65.1 | 8.52 | 0.96040000 | 9.1204 | 24.010000 |
| 9 | 75 | 10.5 | 53.2 | 6.14 | 19.0096 | 0.40960000 | 475.24 |
| 0 | 59 | 7.3 | 54.5 | 6.4 | 0.80999999 | 0.81000000 | 20.25 |
| | | | | | Sum d2 | Sum D2 | 1069.88 |
| rp = | 0.48641980 | | | | 42.7952 | 74.4992 | 32.709020 |

| | | | | | | | |
|---|---|---|---|---|---|---|---|
| McWilliams, 1977 | | 35 male | alcoholics | left treatme | nt #3 | D2 | |
| L | 65 | 8.5 | 46 | 4.7 | 14.44 | 0.64 | 361 |
| F | 55 | 6.5 | 73 | 10.1 | 12.96 | 21.16 | 324 |
| K | 47 | 4.9 | 48 | 5.1 | 0.0399999 | 0.16 | 1 |
| 1 | 70 | 9.5 | 67 | 8.9 | 0.36 | 11.56 | 9 |
| 2 | 57 | 6.9 | 80 | 11.5 | 21.16 | 36 | 529 |
| 3 | 52 | 5.9 | 62 | 7.9 | 4 | 5.76 | 100 |
| 4 | 62 | 7.9 | 76 | 10.7 | 7.8399999 | 27.04 | 196 |
| 5 | 48 | 5.1 | 59 | 7.3 | 4.84 | 3.24 | 121 |
| 6 | 57 | 6.9 | 62 | 7.9 | 1 | 5.76 | 25 |
| 7 | 62 | 7.9 | 69 | 9.3 | 1.96 | 14.44 | 49 |
| 8 | 70 | 9.5 | 74 | 10.3 | 0.6400000 | 23.04 | 16 |
| 9 | 75 | 10.5 | 70 | 9.5 | 1 | 16 | 25 |
| 0 | 59 | 7.3 | 58 | 7.1 | 0.0400000 | 2.56 | 1 |
| | | | | | Sum d2 | Sum D2 | 1757 |
| rp = | 0.5102439 | | | | 70.28 | 167.36 | 41.916583 |

| | | | | | | | |
|---|---|---|---|---|---|---|---|
| Kudrow, 1979 | | 17 males | migraines | | | D2 | |
| L | 65 | 8.5 | 50 | 5.5 | 9 | 0 | 225 |
| F | 55 | 6.5 | 58 | 7.1 | 0.36 | 2.56 | 9 |
| K | 47 | 4.9 | 55 | 6.5 | 2.56 | 1 | 64 |
| 1 | 70 | 9.5 | 67 | 8.9 | 0.36 | 11.56 | 9 |
| 2 | 57 | 6.9 | 72 | 9.9 | 9 | 19.36 | 225 |
| 3 | 52 | 5.9 | 69 | 9.3 | 11.56 | 14.44 | 289 |
| 4 | 62 | 7.9 | 57 | 6.9 | 1 | 1.96 | 25 |
| 5 | 48 | 5.1 | 90 | 13.5 | 70.56 | 64 | 1764 |
| 6 | 57 | 6.9 | 56 | 6.7 | 0.0400000 | 1.44 | 1 |
| 7 | 62 | 7.9 | 62 | 7.9 | 0 | 5.76 | 0 |
| 8 | 70 | 9.5 | 59 | 7.3 | 4.84 | 3.24 | 121 |
| 9 | 75 | 10.5 | 58 | 7.1 | 11.56 | 2.56 | 289 |
| 0 | 59 | 7.3 | 54 | 6.3 | 1 | 0.64 | 25 |
| | | | | | Sum d2 | Sum D2 | 3046 |
| rp = | 0.1869745 | | | | 121.84 | 128.52 | 55.190578 |

| | | | | | | | |
|---|---|---|---|---|---|---|---|
| Kudrow, 1979 | | 32 males | clusters | | | D2 | |
| L | 65 | 8.5 | 50 | 5.5 | 9 | 0 | 225 |
| F | 55 | 6.5 | 62 | 7.9 | 1.96 | 5.76 | 49 |
| K | 47 | 4.9 | 53 | 6.1 | 1.44 | 0.36 | 36 |
| 1 | 70 | 9.5 | 67 | 8.9 | 0.36 | 11.56 | 9 |
| 2 | 57 | 6.9 | 72 | 9.9 | 9 | 19.36 | 225 |
| 3 | 52 | 5.9 | 67 | 8.9 | 9 | 11.56 | 225 |
| 4 | 62 | 7.9 | 62 | 7.9 | 0 | 5.76 | 0 |
| 5 | 48 | 5.1 | 86 | 12.7 | 57.76 | 51.84 | 1444 |
| 6 | 57 | 6.9 | 62 | 7.9 | 1 | 5.76 | 25 |
| 7 | 62 | 7.9 | 56 | 6.7 | 1.44 | 1.44 | 36 |
| 8 | 70 | 9.5 | 57 | 6.9 | 6.76 | 1.96 | 169 |

| | | | | | | | |
|---|---|---|---|---|---|---|---|
| 9 | 75 | 10.5 | 55 | 6.5 | 16 | 1 | 400 |
| 0 | 59 | 7.3 | 50 | 5.5 | 3.24 | 0 | 81 |
| | | | | | Sum d2 | Sum D2 | 2924 |
| rp = | 0.1724918 | | | | 116.96 | 116.36 | 54.074023 |
| | | | | | | | |
| Kudrow, 1979 | | 17 males | CSMC | | | D2 | |
| L | 65 | 8.5 | 50 | 5.5 | 9 | 0 | 225 |
| F | 55 | 6.5 | 60 | 7.5 | 1 | 4 | 25 |
| K | 47 | 4.9 | 51 | 5.7 | 0.64 | 0.0400000 | 16 |
| 1 | 70 | 9.5 | 77 | 10.9 | 1.96 | 29.16 | 49 |
| 2 | 57 | 6.9 | 82 | 11.9 | 25 | 40.96 | 625 |
| 3 | 52 | 5.9 | 75 | 10.5 | 21.16 | 25 | 529 |
| 4 | 62 | 7.9 | 62 | 7.9 | 0 | 5.76 | 0 |
| 5 | 48 | 5.1 | 90 | 13.5 | 70.56 | 64 | 1764 |
| 6 | 57 | 6.9 | 56 | 6.7 | 0.0400000 | 1.44 | 1 |
| 7 | 62 | 7.9 | 69 | 9.3 | 1.96 | 14.44 | 49 |
| 8 | 70 | 9.5 | 63 | 8.1 | 1.96 | 6.76 | 49 |
| 9 | 75 | 10.5 | 53 | 6.1 | 19.36 | 0.36 | 484 |
| 0 | 59 | 7.3 | 58 | 7.1 | 0.0400000 | 2.56 | 1 |
| | | | | | Sum d2 | Sum D2 | 3817 |
| rp = | 0.2299001 | | | | 152.68 | 194.48 | 61.781874 |
| | | | | | | | |
| Kudrow, 1979 | | 20 males | combination | | | D2 | |
| L | 65 | 8.5 | 50 | 5.5 | 9 | 0 | 225 |
| F | 55 | 6.5 | 62 | 7.9 | 1.96 | 5.76 | 49 |
| K | 47 | 4.9 | 49 | 5.3 | 0.16 | 0.0400000 | 4 |
| 1 | 70 | 9.5 | 75 | 10.5 | 1 | 25 | 25 |
| 2 | 57 | 6.9 | 84 | 12.3 | 29.16 | 46.24 | 729 |
| 3 | 52 | 5.9 | 71 | 9.7 | 14.44 | 17.64 | 361 |
| 4 | 62 | 7.9 | 60 | 7.5 | 0.16 | 4 | 4 |
| 5 | 48 | 5.1 | 94 | 14.3 | 84.64 | 77.44 | 2116 |
| 6 | 57 | 6.9 | 59 | 7.3 | 0.16 | 3.24 | 4 |
| 7 | 62 | 7.9 | 73 | 10.1 | 4.84 | 21.16 | 121 |
| 8 | 70 | 9.5 | 65 | 8.5 | 1 | 9 | 25 |
| 9 | 75 | 10.5 | 58 | 7.1 | 11.56 | 2.56 | 289 |
| 0 | 59 | 7.3 | 62 | 7.9 | 0.3600000 | 5.76 | 9 |
| | | | | | Sum d2 | Sum D2 | 3961 |
| rp = | 0.2555210 | | | | 158.44 | 217.84 | 62.936475 |
| | | | | | | | |
| Kudrow, 1979 | | 15 males | post-trauma | | | D2 | |
| L | 65 | 8.5 | 53 | 6.1 | 5.76 | 0.36 | 144 |
| F | 55 | 6.5 | 62 | 7.9 | 1.96 | 5.76 | 49 |
| K | 47 | 4.9 | 51 | 5.7 | 0.64 | 0.0400000 | 16 |
| 1 | 70 | 9.5 | 82 | 11.9 | 5.76 | 40.96 | 144 |
| 2 | 57 | 6.9 | 80 | 11.5 | 21.16 | 36 | 529 |
| 3 | 52 | 5.9 | 78 | 11.1 | 27.04 | 31.36 | 676 |

| | | | | | | | |
|---|---|---|---|---|---|---|---|
| 4 | 62 | 7.9 | 62 | 7.9 | 0 | 5.76 | 0 |
| 5 | 48 | 5.1 | 90 | 13.5 | 70.56 | 64 | 1764 |
| 6 | 57 | 6.9 | 62 | 7.9 | 1 | 5.76 | 25 |
| 7 | 62 | 7.9 | 71 | 9.7 | 3.24 | 17.64 | 81 |
| 8 | 70 | 9.5 | 69 | 9.3 | 0.0399999 | 14.44 | 1 |
| 9 | 75 | 10.5 | 65 | 8.5 | 4 | 9 | 100 |
| 0 | 59 | 7.3 | 54 | 6.3 | 1 | 0.64 | 25 |
| | | | | | Sum d2 | Sum D2 | 3554 |
| rp = | 0.3282298 | | | | 142.16 | 231.72 | 59.615434 |
| | | | | | | | |
| Kudrow, 1979 | | 9 males | conversion | | | D2 | |
| L | 65 | 8.5 | 53 | 6.1 | 5.76 | 0.36 | 144 |
| F | 55 | 6.5 | 66 | 8.7 | 4.84 | 10.24 | 121 |
| K | 47 | 4.9 | 53 | 6.1 | 1.44 | 0.36 | 36 |
| 1 | 70 | 9.5 | 90 | 13.5 | 16 | 64 | 400 |
| 2 | 57 | 6.9 | 96 | 14.7 | 60.84 | 84.64 | 1521 |
| 3 | 52 | 5.9 | 86 | 12.7 | 46.24 | 51.84 | 1156 |
| 4 | 62 | 7.9 | 69 | 9.3 | 1.96 | 14.44 | 49 |
| 5 | 48 | 5.1 | 88 | 13.1 | 64 | 57.76 | 1600 |
| 6 | 57 | 6.9 | 65 | 8.5 | 2.56 | 9 | 64 |
| 7 | 62 | 7.9 | 79 | 11.3 | 11.56 | 33.64 | 289 |
| 8 | 70 | 9.5 | 80 | 11.5 | 4 | 36 | 100 |
| 9 | 75 | 10.5 | 58 | 7.1 | 11.56 | 2.56 | 289 |
| 0 | 59 | 7.3 | 62 | 7.9 | 0.3600000 | 5.76 | 9 |
| | | | | | Sum d2 | Sum D2 | 5778 |
| rp = | 0.2900411 | | | | 231.12 | 370.6 | 76.013156 |
| | | | | | | | |
| Kudrow, 1979 | | 32 females | migraine | | | D2 | |
| L | 65 | 8.5 | 50 | 5.5 | 9 | 0 | 225 |
| F | 55 | 6.5 | 58 | 7.1 | 0.36 | 2.56 | 9 |
| K | 47 | 4.9 | 51 | 5.7 | 0.64 | 0.0400000 | 16 |
| 1 | 70 | 9.5 | 56 | 6.7 | 7.84 | 1.44 | 196 |
| 2 | 57 | 6.9 | 59 | 7.3 | 0.16 | 3.24 | 4 |
| 3 | 52 | 5.9 | 59 | 7.3 | 1.96 | 3.24 | 49 |
| 4 | 62 | 7.9 | 55 | 6.5 | 1.96 | 1 | 49 |
| 5 | 48 | 5.1 | 66 | 8.7 | 12.96 | 10.24 | 324 |
| 6 | 57 | 6.9 | 56 | 6.7 | 0.0400000 | 1.44 | 1 |
| 7 | 62 | 7.9 | 55 | 6.5 | 1.96 | 1 | 49 |
| 8 | 70 | 9.5 | 55 | 6.5 | 9 | 1 | 225 |
| 9 | 75 | 10.5 | 58 | 7.1 | 11.56 | 2.56 | 289 |
| 0 | 59 | 7.3 | 55 | 6.5 | 0.64 | 1 | 16 |
| | | | | | Sum d2 | Sum D2 | 1452 |
| rp = | 0.1471365 | | | | 58.08 | 28.76 | 38.105117 |
| | | | | | | | |
| Kudrow, 1979 | | 9 females | clusters | | | D2 | |
| L | 65 | 8.5 | 50 | 5.5 | 9 | 0 | 225 |

| | | | | | | | |
|---|---|---|---|---|---|---|---|
| F | 55 | 6.5 | 60 | 7.5 | 1 | 4 | 25 |
| K | 47 | 4.9 | 53 | 6.1 | 1.44 | 0.36 | 36 |
| 1 | 70 | 9.5 | 54 | 6.3 | 10.24 | 0.64 | 256 |
| 2 | 57 | 6.9 | 59 | 7.3 | 0.16 | 3.24 | 4 |
| 3 | 52 | 5.9 | 59 | 7.3 | 1.96 | 3.24 | 49 |
| 4 | 62 | 7.9 | 60 | 7.5 | 0.16 | 4 | 4 |
| 5 | 48 | 5.1 | 66 | 8.7 | 12.96 | 10.24 | 324 |
| 6 | 57 | 6.9 | 56 | 6.7 | 0.0400000 | 1.44 | 1 |
| 7 | 62 | 7.9 | 53 | 6.1 | 3.24 | 0.36 | 81 |
| 8 | 70 | 9.5 | 52 | 5.9 | 12.96 | 0.16 | 324 |
| 9 | 75 | 10.5 | 58 | 7.1 | 11.56 | 2.56 | 289 |
| 0 | 59 | 7.3 | 53 | 6.1 | 1.44 | 0.36 | 36 |
| | | | | | Sum d2 | Sum D2 | 1654 |
| rp = | 0.0944429 | | | | 66.16 | 30.6 | 40.669398 |
| | | | | | | | |
| Kudrow, 1979 | | 32 females | CSMC | | | D2 | |
| L | 65 | 8.5 | 50 | 5.5 | 9 | 0 | 225 |
| F | 55 | 6.5 | 62 | 7.9 | 1.96 | 5.76 | 49 |
| K | 47 | 4.9 | 51 | 5.7 | 0.64 | 0.0400000 | 16 |
| 1 | 70 | 9.5 | 64 | 8.3 | 1.44 | 7.84 | 36 |
| 2 | 57 | 6.9 | 69 | 9.3 | 5.76 | 14.44 | 144 |
| 3 | 52 | 5.9 | 63 | 8.1 | 4.84 | 6.76 | 121 |
| 4 | 62 | 7.9 | 62 | 7.9 | 0 | 5.76 | 0 |
| 5 | 48 | 5.1 | 68 | 9.1 | 16 | 12.96 | 400 |
| 6 | 57 | 6.9 | 56 | 6.7 | 0.0400000 | 1.44 | 1 |
| 7 | 62 | 7.9 | 58 | 7.1 | 0.6400000 | 2.56 | 16 |
| 8 | 70 | 9.5 | 61 | 7.7 | 3.24 | 4.84 | 81 |
| 9 | 75 | 10.5 | 55 | 6.5 | 16 | 1 | 400 |
| 0 | 59 | 7.3 | 58 | 7.1 | 0.0400000 | 2.56 | 1 |
| | | | | | Sum d2 | Sum D2 | 1490 |
| rp = | 0.3185456 | | | | 59.6 | 65.96 | 38.600518 |
| | | | | | | | |
| Kudrow, 1979 | | 32 females | combinatio | on | | D2 | |
| L | 65 | 8.5 | 50 | 5.5 | 9 | 0 | 225 |
| F | 55 | 6.5 | 60 | 7.5 | 1 | 4 | 25 |
| K | 47 | 4.9 | 55 | 6.5 | 2.56 | 1 | 64 |
| 1 | 70 | 9.5 | 64 | 8.3 | 1.44 | 7.84 | 36 |
| 2 | 57 | 6.9 | 65 | 8.5 | 2.56 | 9 | 64 |
| 3 | 52 | 5.9 | 68 | 9.1 | 10.24 | 12.96 | 256 |
| 4 | 62 | 7.9 | 62 | 7.9 | 0 | 5.76 | 0 |
| 5 | 48 | 5.1 | 63 | 8.1 | 9 | 6.76 | 225 |
| 6 | 57 | 6.9 | 59 | 7.3 | 0.16 | 3.24 | 4 |
| 7 | 62 | 7.9 | 61 | 7.7 | 0.0400000 | 4.84 | 1 |
| 8 | 70 | 9.5 | 60 | 7.5 | 4 | 4 | 100 |
| 9 | 75 | 10.5 | 60 | 7.5 | 9 | 4 | 225 |
| 0 | 59 | 7.3 | 56 | 6.7 | 0.36 | 1.44 | 9 |

| | | | | | | | |
|---|---|---|---|---|---|---|---|
| | | | | | Sum d2 | Sum D2 | 1234 |
| rp = | 0.3964294 | | | | 49.36 | 64.84 | 35.128336 |
| | | | | | | | |
| Kudrow, 1979 | | 15 females | post-traum | a | | D2 | |
| L | 65 | 8.5 | 50 | 5.5 | 9 | 0 | 225 |
| F | 55 | 6.5 | 64 | 8.3 | 3.24 | 7.84 | 81 |
| K | 47 | 4.9 | 55 | 6.5 | 2.56 | 1 | 64 |
| 1 | 70 | 9.5 | 70 | 9.5 | 0 | 16 | 0 |
| 2 | 57 | 6.9 | 71 | 9.7 | 7.8399999 | 17.64 | 196 |
| 3 | 52 | 5.9 | 73 | 10.1 | 17.64 | 21.16 | 441 |
| 4 | 62 | 7.9 | 71 | 9.7 | 3.24 | 17.64 | 81 |
| 5 | 48 | 5.1 | 68 | 9.1 | 16 | 12.96 | 400 |
| 6 | 57 | 6.9 | 62 | 7.9 | 1 | 5.76 | 25 |
| 7 | 62 | 7.9 | 63 | 8.1 | 0.0399999 | 6.76 | 1 |
| 8 | 70 | 9.5 | 67 | 8.9 | 0.36 | 11.56 | 9 |
| 9 | 75 | 10.5 | 60 | 7.5 | 9 | 4 | 225 |
| 0 | 59 | 7.3 | 55 | 6.5 | 0.64 | 1 | 16 |
| | | | | | Sum d2 | Sum D2 | 1764 |
| rp = | 0.4198322 | | | | 70.56 | 123.32 | 42 |
| | | | | | | | |
| Kudrow, 1979 | | 25 females | conversion | n | | D2 | |
| L | 65 | 8.5 | 46 | 4.7 | 14.44 | 0.64 | 361 |
| F | 55 | 6.5 | 64 | 8.3 | 3.24 | 7.84 | 81 |
| K | 47 | 4.9 | 51 | 5.7 | 0.64 | 0.0400000 | 16 |
| 1 | 70 | 9.5 | 70 | 9.5 | 0 | 16 | 0 |
| 2 | 57 | 6.9 | 71 | 9.7 | 7.8399999 | 17.64 | 196 |
| 3 | 52 | 5.9 | 73 | 10.1 | 17.64 | 21.16 | 441 |
| 4 | 62 | 7.9 | 71 | 9.7 | 3.24 | 17.64 | 81 |
| 5 | 48 | 5.1 | 68 | 9.1 | 16 | 12.96 | 400 |
| 6 | 57 | 6.9 | 62 | 7.9 | 1 | 5.76 | 25 |
| 7 | 62 | 7.9 | 63 | 8.1 | 0.0399999 | 6.76 | 1 |
| 8 | 70 | 9.5 | 67 | 8.9 | 0.36 | 11.56 | 9 |
| 9 | 75 | 10.5 | 60 | 7.5 | 9 | 4 | 225 |
| 0 | 59 | 7.3 | 55 | 6.5 | 0.64 | 1 | 16 |
| | | | | | Sum d2 | Sum D2 | 1852 |
| rp = | 0.3987988 | | | | 74.08 | 123 | 43.034869 |
| | | | | | | | |
| Wells et al, 1993 | | 254 males | dx of prima | ry alcoholis | sm | D2 | |
| L | 65 | 8.5 | 46 | 4.7 | 14.44 | 0.64 | 361 |
| F | 55 | 6.5 | 64 | 8.3 | 3.24 | 7.84 | 81 |
| K | 47 | 4.9 | 49 | 5.3 | 0.16 | 0.0400000 | 4 |
| 1 | 70 | 9.5 | 65 | 8.5 | 1 | 9 | 25 |
| 2 | 57 | 6.9 | 77 | 10.9 | 16 | 29.16 | 400 |
| 3 | 52 | 5.9 | 64 | 8.3 | 5.76 | 7.84 | 144 |
| 4 | 62 | 7.9 | 71 | 9.7 | 3.24 | 17.64 | 81 |
| 5 | 48 | 5.1 | 64 | 8.3 | 10.24 | 7.84 | 256 |

| | | | | | | | |
|---|---|---|---|---|---|---|---|
| 6 | 57 | 6.9 | 62 | 7.9 | 1 | 5.76 | 25 |
| 7 | 62 | 7.9 | 62 | 7.9 | 0 | 5.76 | 0 |
| 8 | 70 | 9.5 | 61 | 7.7 | 3.24 | 4.84 | 81 |
| 9 | 75 | 10.5 | 63 | 8.1 | 5.76 | 6.76 | 144 |
| 0 | 59 | 7.3 | 54 | 6.3 | 1 | 0.64 | 25 |
| | | | | | Sum d2 | Sum D2 | 1627 |
| rp = | 0.4034830 | | | | 65.08 | 103.76 | 40.336088 |
| | | | | | | | |
| Wells et al, 1993 | | 444 males | dx of prima | ry drug dep | endency | D2 | |
| L | 65 | 8.5 | 50 | 5.5 | 9 | 0 | 225 |
| F | 55 | 6.5 | 66 | 8.7 | 4.84 | 10.24 | 121 |
| K | 47 | 4.9 | 51 | 5.7 | 0.64 | 0.0400000 | 16 |
| 1 | 70 | 9.5 | 59 | 7.3 | 4.84 | 3.24 | 121 |
| 2 | 57 | 6.9 | 68 | 9.1 | 4.84 | 12.96 | 121 |
| 3 | 52 | 5.9 | 60 | 7.5 | 2.56 | 4 | 64 |
| 4 | 62 | 7.9 | 74 | 10.3 | 5.76 | 23.04 | 144 |
| 5 | 48 | 5.1 | 64 | 8.3 | 10.24 | 7.84 | 256 |
| 6 | 57 | 6.9 | 62 | 7.9 | 1 | 5.76 | 25 |
| 7 | 62 | 7.9 | 60 | 7.5 | 0.16 | 4 | 4 |
| 8 | 70 | 9.5 | 61 | 7.7 | 3.24 | 4.84 | 81 |
| 9 | 75 | 10.5 | 68 | 9.1 | 1.96 | 12.96 | 49 |
| 0 | 59 | 7.3 | 54 | 6.3 | 1 | 0.64 | 25 |
| | | | | | Sum d2 | Sum D2 | 1252 |
| rp = | 0.4700529 | | | | 50.08 | 89.56 | 35.383612 |
| | | | | | | | |
| Wells et al, 1993 | | 183 female | s with dx of | f primary | alcoholism | D2 | |
| L | 65 | 8.5 | 50 | 5.5 | 9 | 0 | 225 |
| F | 55 | 6.5 | 64 | 8.3 | 3.24 | 7.84 | 81 |
| K | 47 | 4.9 | 51 | 5.7 | 0.64 | 0.0400000 | 16 |
| 1 | 70 | 9.5 | 58 | 7.1 | 5.76 | 2.56 | 144 |
| 2 | 57 | 6.9 | 71 | 9.7 | 7.8399999 | 17.64 | 196 |
| 3 | 52 | 5.9 | 66 | 8.7 | 7.8399999 | 10.24 | 196 |
| 4 | 62 | 7.9 | 71 | 9.7 | 3.24 | 17.64 | 81 |
| 5 | 48 | 5.1 | 39 | 3.3 | 3.24 | 4.84 | 81 |
| 6 | 57 | 6.9 | 62 | 7.9 | 1 | 5.76 | 25 |
| 7 | 62 | 7.9 | 61 | 7.7 | 0.0400000 | 4.84 | 1 |
| 8 | 70 | 9.5 | 63 | 8.1 | 1.96 | 6.76 | 49 |
| 9 | 75 | 10.5 | 60 | 7.5 | 9 | 4 | 225 |
| 0 | 59 | 7.3 | 56 | 6.7 | 0.36 | 1.44 | 9 |
| | | | | | Sum d2 | Sum D2 | 1329 |
| rp = | 0.4287556 | | | | 53.16 | 83.6 | 36.455452 |
| | | | | | | | |
| Wells et al, 1993 | | 176 female | s with dx of | f drug dep | endency | D2 | |
| L | 65 | 8.5 | 50 | 5.5 | 9 | 0 | 225 |
| F | 55 | 6.5 | 68 | 9.1 | 6.76 | 12.96 | 169 |
| K | 47 | 4.9 | 49 | 5.3 | 0.16 | 0.0400000 | 4 |

| | | | | | | | |
|---|---|---|---|---|---|---|---|
| 1 | 70 | 9.5 | 58 | 7.1 | 5.76 | 2.56 | 144 |
| 2 | 57 | 6.9 | 67 | 8.9 | 4 | 11.56 | 100 |
| 3 | 52 | 5.9 | 63 | 8.1 | 4.84 | 6.76 | 121 |
| 4 | 62 | 7.9 | 79 | 11.3 | 11.56 | 33.64 | 289 |
| 5 | 48 | 5.1 | 45 | 4.5 | 0.36 | 1 | 9 |
| 6 | 57 | 6.9 | 62 | 7.9 | 1 | 5.76 | 25 |
| 7 | 62 | 7.9 | 61 | 7.7 | 0.0400000 | 4.84 | 1 |
| 8 | 70 | 9.5 | 64 | 8.3 | 1.44 | 7.84 | 36 |
| 9 | 75 | 10.5 | 65 | 8.5 | 4 | 9 | 100 |
| 0 | 59 | 7.3 | 58 | 7.1 | 0.0400000 | 2.56 | 1 |
| | | | | | Sum d2 | Sum D2 | 1224 |
| rp = | 0.5025401 | | | | 48.96 | 98.52 | 34.985711 |
| | | | | | | | |
| Owens | | 56 female | alcoholics | | | D2 | |
| L | 65 | 8.5 | 56.5 | 6.8 | 2.89 | 1.69 | 72.25 |
| F | 55 | 6.5 | 64.6 | 8.42 | 3.6863999 | 8.5263999 | 92.159999 |
| K | 47 | 4.9 | 47.9 | 5.08 | 0.0323999 | 0.1764 | 0.8099999 |
| 1 | 70 | 9.5 | 56.1 | 6.72 | 7.7284 | 1.4884 | 193.21 |
| 2 | 57 | 6.9 | 60.4 | 7.58 | 0.4624 | 4.3264 | 11.56 |
| 3 | 52 | 5.9 | 54.2 | 6.34 | 0.1936 | 0.7056000 | 4.8400000 |
| 4 | 62 | 7.9 | 70.6 | 9.62 | 2.9584 | 16.9744 | 73.959999 |
| 5 | 48 | 5.1 | 59.2 | 7.34 | 5.0176000 | 3.3856 | 125.44 |
| 6 | 57 | 6.9 | 64.6 | 8.42 | 2.3103999 | 8.5263999 | 57.759999 |
| 7 | 62 | 7.9 | 59.9 | 7.48 | 0.1764000 | 3.9204 | 4.4100000 |
| 8 | 70 | 9.5 | 60.4 | 7.58 | 3.6864 | 4.3264 | 92.16 |
| 9 | 75 | 10.5 | 58.4 | 7.18 | 11.0224 | 2.8224 | 275.56 |
| 0 | 59 | 7.3 | 51.9 | 5.88 | 2.0164 | 0.1444 | 50.41 |
| | | | | | Sum d2 | Sum D2 | 1054.53 |
| rp = | 0.43211106 | | | | 42.1812 | 57.0132 | 32.473527 |
| | | | | | | | |
| Owens | | 66 male | alcoholics | | | D2 | |
| L | 65 | 8.5 | 57.2 | 6.94 | 2.4336 | 2.0736 | 60.84 |
| F | 55 | 6.5 | 60.3 | 7.56 | 1.1236 | 4.2436 | 28.09 |
| K | 47 | 4.9 | 49.1 | 5.32 | 0.1764 | 0.0323999 | 4.4100000 |
| 1 | 70 | 9.5 | 54.5 | 6.4 | 9.61 | 0.8100000 | 240.25 |
| 2 | 57 | 6.9 | 57 | 6.9 | 0 | 1.96 | 0 |
| 3 | 52 | 5.9 | 51.5 | 5.8 | 0.0100000 | 0.0899999 | 0.25 |
| 4 | 62 | 7.9 | 63.8 | 8.26 | 0.1296 | 7.6176 | 3.2399999 |
| 5 | 48 | 5.1 | 42.8 | 4.06 | 1.0816 | 2.0736 | 27.04 |
| 6 | 57 | 6.9 | 61.5 | 7.8 | 0.8099999 | 5.29 | 20.25 |
| 7 | 62 | 7.9 | 57.8 | 7.06 | 0.7056000 | 2.4336 | 17.64 |
| 8 | 70 | 9.5 | 58 | 7.1 | 5.76 | 2.56 | 144 |
| 9 | 75 | 10.5 | 58.3 | 7.16 | 11.1556 | 2.7556 | 278.89 |
| 0 | 59 | 7.3 | 51.5 | 5.8 | 2.25 | 0.0899999 | 56.25 |
| | | | | | Sum d2 | Sum D2 | 881.15 |
| rp = | 0.39562399 | | | | 35.246 | 32.03 | 29.684170 |

| | | | | | | | |
|---|---|---|---|---|---|---|---|
| Clopton, 1978 | | 43 females | who attem | pted suicide | de | D2 | |
| L | 65 | 8.5 | 56 | 6.7 | 3.24 | 1.44 | 81 |
| F | 55 | 6.5 | 66 | 8.7 | 4.84 | 10.24 | 121 |
| K | 47 | 4.9 | 51 | 5.7 | 0.64 | 0.0400000 | 16 |
| 1 | 70 | 9.5 | 72 | 9.9 | 0.16 | 19.36 | 4 |
| 2 | 57 | 6.9 | 80 | 11.5 | 21.16 | 36 | 529 |
| 3 | 52 | 5.9 | 64 | 8.3 | 5.76 | 7.84 | 144 |
| 4 | 62 | 7.9 | 74 | 10.3 | 5.76 | 23.04 | 144 |
| 5 | 48 | 5.1 | 43 | 4.1 | 1 | 1.96 | 25 |
| 6 | 57 | 6.9 | 65 | 8.5 | 2.56 | 9 | 64 |
| 7 | 62 | 7.9 | 88 | 13.1 | 27.04 | 57.76 | 676 |
| 8 | 70 | 9.5 | 87 | 12.9 | 11.56 | 54.76 | 289 |
| 9 | 75 | 10.5 | 63 | 8.1 | 5.76 | 6.76 | 144 |
| 0 | 59 | 7.3 | 65 | 8.5 | 1.44 | 9 | 36 |
| | | | | | Sum d2 | Sum D2 | 2273 |
| rp = | 0.5182791 | | | | 90.92 | 237.2 | 47.675989 |

| | | | | | | | |
|---|---|---|---|---|---|---|---|
| Clopton, 1978 | | 32 males | who attem | pted suicide | de | D2 | |
| L | 65 | 8.5 | 53 | 6.1 | 5.76 | 0.36 | 144 |
| F | 55 | 6.5 | 70 | 9.5 | 9 | 16 | 225 |
| K | 47 | 4.9 | 46 | 4.7 | 0.0400000 | 0.64 | 1 |
| 1 | 70 | 9.5 | 77 | 10.9 | 1.96 | 29.16 | 49 |
| 2 | 57 | 6.9 | 87 | 12.9 | 36 | 54.76 | 900 |
| 3 | 52 | 5.9 | 64 | 8.3 | 5.76 | 7.84 | 144 |
| 4 | 62 | 7.9 | 76 | 10.7 | 7.8399999 | 27.04 | 196 |
| 5 | 48 | 5.1 | 69 | 9.3 | 17.64 | 14.44 | 441 |
| 6 | 57 | 6.9 | 65 | 8.5 | 2.56 | 9 | 64 |
| 7 | 62 | 7.9 | 95 | 14.5 | 43.56 | 81 | 1089 |
| 8 | 70 | 9.5 | 94 | 14.3 | 23.04 | 77.44 | 576 |
| 9 | 75 | 10.5 | 65 | 8.5 | 4 | 9 | 100 |
| 0 | 59 | 7.3 | 62 | 7.9 | 0.3600000 | 5.76 | 9 |
| | | | | | Sum d2 | Sum D2 | 3938 |
| rp = | 0.4158570 | | | | 157.52 | 332.44 | 62.753485 |

| | | | | | | | |
|---|---|---|---|---|---|---|---|
| Clopton, 1975 | | 22 males | who comm | itted suicide | de | D2 | |
| L | 65 | 8.5 | 53 | 6.1 | 5.76 | 0.36 | 144 |
| F | 55 | 6.5 | 73 | 10.1 | 12.96 | 21.16 | 324 |
| K | 47 | 4.9 | 55 | 6.5 | 2.56 | 1 | 64 |
| 1 | 70 | 9.5 | 70 | 9.5 | 0 | 16 | 0 |
| 2 | 57 | 6.9 | 89 | 13.3 | 40.96 | 60.84 | 1024 |
| 3 | 52 | 5.9 | 69 | 9.3 | 11.56 | 14.44 | 289 |
| 4 | 62 | 7.9 | 74 | 10.3 | 5.76 | 23.04 | 144 |
| 5 | 48 | 5.1 | 67 | 8.9 | 14.44 | 11.56 | 361 |
| 6 | 57 | 6.9 | 67 | 8.9 | 4 | 11.56 | 100 |
| 7 | 62 | 7.9 | 79 | 11.3 | 11.56 | 33.64 | 289 |

| | | | | | | | |
|---|---|---|---|---|---|---|---|
| 8 | 70 | 9.5 | 84 | 12.3 | 7.84 | 46.24 | 196 |
| 9 | 75 | 10.5 | 60 | 7.5 | 9 | 4 | 225 |
| 0 | 59 | 7.3 | 60 | 7.5 | 0.0400000 | 4 | 1 |
| | | | | | Sum d2 | Sum D2 | 3161 |
| rp = | 0.4030780 | | | | 126.44 | 247.84 | 56.222771 |
| | | | | | | | |
| Kinsinger, 1973 | | 25 females | threatened | d suicide | de | D2 | |
| L | 65 | 8.5 | 46 | 4.7 | 14.44 | 0.64 | 361 |
| F | 55 | 6.5 | 76 | 10.7 | 17.64 | 27.04 | 441 |
| K | 47 | 4.9 | 48 | 5.1 | 0.0399999 | 0.16 | 1 |
| 1 | 70 | 9.5 | 68 | 9.1 | 0.16 | 12.96 | 4 |
| 2 | 57 | 6.9 | 80 | 11.5 | 21.16 | 36 | 529 |
| 3 | 52 | 5.9 | 70 | 9.5 | 12.96 | 16 | 324 |
| 4 | 62 | 7.9 | 76 | 10.7 | 7.8399999 | 27.04 | 196 |
| 5 | 48 | 5.1 | 37 | 2.9 | 4.84 | 6.76 | 121 |
| 6 | 57 | 6.9 | 76 | 10.7 | 14.44 | 27.04 | 361 |
| 7 | 62 | 7.9 | 74 | 10.3 | 5.76 | 23.04 | 144 |
| 8 | 70 | 9.5 | 80 | 11.5 | 4 | 36 | 100 |
| 9 | 75 | 10.5 | 60 | 7.5 | 9 | 4 | 225 |
| 0 | 59 | 7.3 | 68 | 9.1 | 3.24 | 12.96 | 81 |
| | | | | | Sum d2 | Sum D2 | 2888 |
| rp = | 0.4143769 | | | | 115.52 | 229.64 | 53.740115 |
| | | | | | | | |
| Kinsinger, 1973 | | 60 females | attempted | d suicide | | D2 | |
| L | 65 | 8.5 | 50 | 5.5 | 9 | 0 | 225 |
| F | 55 | 6.5 | 70 | 9.5 | 9 | 16 | 225 |
| K | 47 | 4.9 | 49 | 5.3 | 0.16 | 0.0400000 | 4 |
| 1 | 70 | 9.5 | 60 | 7.5 | 4 | 4 | 100 |
| 2 | 57 | 6.9 | 71 | 9.7 | 7.8399999 | 17.64 | 196 |
| 3 | 52 | 5.9 | 63 | 8.1 | 4.84 | 6.76 | 121 |
| 4 | 62 | 7.9 | 79 | 11.3 | 11.56 | 33.64 | 289 |
| 5 | 48 | 5.1 | 41 | 3.7 | 1.96 | 3.24 | 49 |
| 6 | 57 | 6.9 | 67 | 8.9 | 4 | 11.56 | 100 |
| 7 | 62 | 7.9 | 68 | 9.1 | 1.44 | 12.96 | 36 |
| 8 | 70 | 9.5 | 74 | 10.3 | 0.6400000 | 23.04 | 16 |
| 9 | 75 | 10.5 | 63 | 8.1 | 5.76 | 6.76 | 144 |
| 0 | 59 | 7.3 | 62 | 7.9 | 0.3600000 | 5.76 | 9 |
| | | | | | Sum d2 | Sum D2 | 1514 |
| rp = | 0.5180646 | | | | 60.56 | 141.4 | 38.910152 |
| | | | | | | | |
| Leonard, 1977 | | 16 females | who suici | ded | | D2 | |
| L | 65 | 8.5 | 46 | 4.7 | 14.44 | 0.64 | 361 |
| F | 55 | 6.5 | 70 | 9.5 | 9 | 16 | 225 |
| K | 47 | 4.9 | 49 | 5.3 | 0.16 | 0.0400000 | 4 |
| 1 | 70 | 9.5 | 68 | 9.1 | 0.16 | 12.96 | 4 |
| 2 | 57 | 6.9 | 86 | 12.7 | 33.64 | 51.84 | 841 |

| | | | | | | | |
|---|---|---|---|---|---|---|---|
| 3 | 52 | 5.9 | 75 | 10.5 | 21.16 | 25 | 529 |
| 4 | 62 | 7.9 | 76 | 10.7 | 7.8399999 | 27.04 | 196 |
| 5 | 48 | 5.1 | 45 | 4.5 | 0.36 | 1 | 9 |
| 6 | 57 | 6.9 | 73 | 10.1 | 10.24 | 21.16 | 256 |
| 7 | 62 | 7.9 | 76 | 10.7 | 7.8399999 | 27.04 | 196 |
| 8 | 70 | 9.5 | 80 | 11.5 | 4 | 36 | 100 |
| 9 | 75 | 10.5 | 65 | 8.5 | 4 | 9 | 100 |
| 0 | 59 | 7.3 | 67 | 8.9 | 2.56 | 11.56 | 64 |
| | | | | | Sum d2 | Sum D2 | 2885 |
| rp = | 0.4287694 | | | | 115.4 | 239.28 | 53.712196 |
| | | | | | | | |
| Leonard, 1977 | | 20 males | who suici | ded | | D2 | |
| L | 65 | 8.5 | 46 | 4.7 | 14.44 | 0.64 | 361 |
| F | 55 | 6.5 | 73 | 10.1 | 12.96 | 21.16 | 324 |
| K | 47 | 4.9 | 53 | 6.1 | 1.44 | 0.36 | 36 |
| 1 | 70 | 9.5 | 67 | 8.9 | 0.36 | 11.56 | 9 |
| 2 | 57 | 6.9 | 92 | 13.9 | 49 | 70.56 | 1225 |
| 3 | 52 | 5.9 | 75 | 10.5 | 21.16 | 25 | 529 |
| 4 | 62 | 7.9 | 76 | 10.7 | 7.8399999 | 27.04 | 196 |
| 5 | 48 | 5.1 | 80 | 11.5 | 40.96 | 36 | 1024 |
| 6 | 57 | 6.9 | 70 | 9.5 | 6.76 | 16 | 169 |
| 7 | 62 | 7.9 | 83 | 12.1 | 17.64 | 43.56 | 441 |
| 8 | 70 | 9.5 | 86 | 12.7 | 10.24 | 51.84 | 256 |
| 9 | 75 | 10.5 | 63 | 8.1 | 5.76 | 6.76 | 144 |
| 0 | 59 | 7.3 | 63 | 8.1 | 0.64 | 6.76 | 16 |
| | | | | | Sum d2 | Sum D2 | 4730 |
| rp = | 0.3191795 | | | | 189.2 | 317.24 | 68.774995 |
| | | | | | | | |
| Rogers, 1995 | | 136 male d | defendants | no major | mental ill | D2 | |
| L | 65 | 8.5 | 55 | 6.5 | 4 | 1 | 100 |
| F | 55 | 6.5 | 74 | 10.3 | 14.44 | 23.04 | 361 |
| K | 47 | 4.9 | 46 | 4.7 | 0.0400000 | 0.64 | 1 |
| 1 | 70 | 9.5 | 63 | 8.1 | 1.96 | 6.76 | 49 |
| 2 | 57 | 6.9 | 65 | 8.5 | 2.56 | 9 | 64 |
| 3 | 52 | 5.9 | 59 | 7.3 | 1.96 | 3.24 | 49 |
| 4 | 62 | 7.9 | 70 | 9.5 | 2.56 | 16 | 64 |
| 5 | 48 | 5.1 | 47 | 4.9 | 0.0399999 | 0.36 | 1 |
| 6 | 57 | 6.9 | 72 | 9.9 | 9 | 19.36 | 225 |
| 7 | 62 | 7.9 | 67 | 8.9 | 1 | 11.56 | 25 |
| 8 | 70 | 9.5 | 74 | 10.3 | 0.6400000 | 23.04 | 16 |
| 9 | 75 | 10.5 | 57 | 6.9 | 12.96 | 1.96 | 324 |
| 0 | 59 | 7.3 | 58 | 7.1 | 0.0400000 | 2.56 | 1 |
| | | | | | Sum d2 | Sum D2 | 1280 |
| rp = | 0.5325908 | | | | 51.2 | 118.52 | 35.777087 |
| | | | | | | | |
| Rogers, 1995 | | 42 male de | fedants witl | major men | ntal illness | D2 | |

| | | | | | | | |
|---|---|---|---|---|---|---|---|
| L | 65 | 8.5 | 57 | 6.9 | 2.56 | 1.96 | 64 |
| F | 55 | 6.5 | 89 | 13.3 | 46.24 | 60.84 | 1156 |
| K | 47 | 4.9 | 43 | 4.1 | 0.6400000 | 1.96 | 16 |
| 1 | 70 | 9.5 | 74 | 10.3 | 0.6400000 | 23.04 | 16 |
| 2 | 57 | 6.9 | 78 | 11.1 | 17.64 | 31.36 | 441 |
| 3 | 52 | 5.9 | 70 | 9.5 | 12.96 | 16 | 324 |
| 4 | 62 | 7.9 | 72 | 9.9 | 4 | 19.36 | 100 |
| 5 | 48 | 5.1 | 51 | 5.7 | 0.3600000 | 0.0400000 | 9 |
| 6 | 57 | 6.9 | 86 | 12.7 | 33.64 | 51.84 | 841 |
| 7 | 62 | 7.9 | 82 | 11.9 | 16 | 40.96 | 400 |
| 8 | 70 | 9.5 | 89 | 13.3 | 14.44 | 60.84 | 361 |
| 9 | 75 | 10.5 | 57 | 6.9 | 12.96 | 1.96 | 324 |
| 0 | 59 | 7.3 | 67 | 8.9 | 2.56 | 11.56 | 64 |
| | | | | | Sum d2 | Sum D2 | 4116 |
| rp = | 0.3853505 | | | | 164.64 | 321.72 | 64.156059 |
| | | | | | | | |
| Rogers, 1995 | | 21 males f | ound guilty | but menta | lly ill | D2 | |
| L | 65 | 8.5 | 54 | 6.3 | 4.84 | 0.64 | 121 |
| F | 55 | 6.5 | 79 | 11.3 | 23.04 | 33.64 | 576 |
| K | 47 | 4.9 | 47 | 4.9 | 0 | 0.36 | 0 |
| 1 | 70 | 9.5 | 57 | 6.9 | 6.76 | 1.96 | 169 |
| 2 | 57 | 6.9 | 71 | 9.7 | 7.8399999 | 17.64 | 196 |
| 3 | 52 | 5.9 | 63 | 8.1 | 4.84 | 6.76 | 121 |
| 4 | 62 | 7.9 | 70 | 9.5 | 2.56 | 16 | 64 |
| 5 | 48 | 5.1 | 50 | 5.5 | 0.16 | 0 | 4 |
| 6 | 57 | 6.9 | 75 | 10.5 | 12.96 | 25 | 324 |
| 7 | 62 | 7.9 | 70 | 9.5 | 2.56 | 16 | 64 |
| 8 | 70 | 9.5 | 82 | 11.9 | 5.76 | 40.96 | 144 |
| 9 | 75 | 10.5 | 55 | 6.5 | 16 | 1 | 400 |
| 0 | 59 | 7.3 | 61 | 7.7 | 0.16 | 4.84 | 4 |
| | | | | | Sum d2 | Sum D2 | 2187 |
| rp = | 0.4199708 | | | | 87.48 | 164.8 | 46.765371 |
| | | | | | | | |
| Rogers, 1995 | | 18 male de | fendants fo | und insane | | D2 | |
| L | 65 | 8.5 | 61 | 7.7 | 0.64 | 4.84 | 16 |
| F | 55 | 6.5 | 79 | 11.3 | 23.04 | 33.64 | 576 |
| K | 47 | 4.9 | 48 | 5.1 | 0.0399999 | 0.16 | 1 |
| 1 | 70 | 9.5 | 69 | 9.3 | 0.0399999 | 14.44 | 1 |
| 2 | 57 | 6.9 | 67 | 8.9 | 4 | 11.56 | 100 |
| 3 | 52 | 5.9 | 64 | 8.3 | 5.76 | 7.84 | 144 |
| 4 | 62 | 7.9 | 62 | 7.9 | 0 | 5.76 | 0 |
| 5 | 48 | 5.1 | 48 | 5.1 | 0 | 0.16 | 0 |
| 6 | 57 | 6.9 | 77 | 10.9 | 16 | 29.16 | 400 |
| 7 | 62 | 7.9 | 63 | 8.1 | 0.0399999 | 6.76 | 1 |
| 8 | 70 | 9.5 | 77 | 10.9 | 1.96 | 29.16 | 49 |
| 9 | 75 | 10.5 | 54 | 6.3 | 17.64 | 0.64 | 441 |

| | | | | | | | |
|---|---|---|---|---|---|---|---|
| 0 | 59 | 7.3 | 57 | 6.9 | 0.16 | 1.96 | 4 |
| | | | | | Sum d2 | Sum D2 | 1733 |
| rp = | 0.4763559 | | | | 69.32 | 146.08 | 41.629316 |
| | | | | | | | |
| Otto, 1995 | | 15 fathers | receiving | custody | | D2 | |
| L | 65 | 8.5 | 53 | 6.1 | 5.76 | 0.36 | 144 |
| F | 55 | 6.5 | 55 | 6.5 | 0 | 1 | 0 |
| K | 47 | 4.9 | 61 | 7.7 | 7.84 | 4.84 | 196 |
| 1 | 70 | 9.5 | 52 | 5.9 | 12.96 | 0.16 | 324 |
| 2 | 57 | 6.9 | 58 | 7.1 | 0.0399999 | 2.56 | 1 |
| 3 | 52 | 5.9 | 60 | 7.5 | 2.56 | 4 | 64 |
| 4 | 62 | 7.9 | 60 | 7.5 | 0.16 | 4 | 4 |
| 5 | 48 | 5.1 | 61 | 7.7 | 6.76 | 4.84 | 169 |
| 6 | 57 | 6.9 | 56 | 6.7 | 0.0400000 | 1.44 | 1 |
| 7 | 62 | 7.9 | 56 | 6.7 | 1.44 | 1.44 | 36 |
| 8 | 70 | 9.5 | 55 | 6.5 | 9 | 1 | 225 |
| 9 | 75 | 10.5 | 60 | 7.5 | 9 | 4 | 225 |
| 0 | 59 | 7.3 | 48 | 5.1 | 4.84 | 0.16 | 121 |
| | | | | | Sum d2 | Sum D2 | 1510 |
| rp = | 0.1344224 | | | | 60.4 | 29.8 | 38.858718 |
| | | | | | | | |
| Otto, 1995 | | 15 fathers | not receivin | custody | | D2 | |
| L | 65 | 8.5 | 53 | 6.1 | 5.76 | 0.36 | 144 |
| F | 55 | 6.5 | 53 | 6.1 | 0.16 | 0.36 | 4 |
| K | 47 | 4.9 | 64 | 8.3 | 11.56 | 7.84 | 289 |
| 1 | 70 | 9.5 | 49 | 5.3 | 17.64 | 0.0400000 | 441 |
| 2 | 57 | 6.9 | 58 | 7.1 | 0.0399999 | 2.56 | 1 |
| 3 | 52 | 5.9 | 58 | 7.1 | 1.44 | 2.56 | 36 |
| 4 | 62 | 7.9 | 55 | 6.5 | 1.96 | 1 | 49 |
| 5 | 48 | 5.1 | 61 | 7.7 | 6.76 | 4.84 | 169 |
| 6 | 57 | 6.9 | 53 | 6.1 | 0.6400000 | 0.36 | 16 |
| 7 | 62 | 7.9 | 56 | 6.7 | 1.44 | 1.44 | 36 |
| 8 | 70 | 9.5 | 53 | 6.1 | 11.56 | 0.36 | 289 |
| 9 | 75 | 10.5 | 55 | 6.5 | 16 | 1 | 400 |
| 0 | 59 | 7.3 | 49 | 5.3 | 4 | 0.0400000 | 100 |
| | | | | | Sum d2 | Sum D2 | 1974 |
| rp = | -0.0452740 | | | | 78.96 | 22.76 | 44.429719 |
| | | | | | | | |
| Otto, 1995 | | 23 mothers | receiving | custody | | D2 | |
| L | 65 | 8.5 | 53 | 6.1 | 5.76 | 0.36 | 144 |
| F | 55 | 6.5 | 53 | 6.1 | 0.16 | 0.36 | 4 |
| K | 47 | 4.9 | 64 | 8.3 | 11.56 | 7.84 | 289 |
| 1 | 70 | 9.5 | 50 | 5.5 | 16 | 0 | 400 |
| 2 | 57 | 6.9 | 51 | 5.7 | 1.44 | 0.0400000 | 36 |
| 3 | 52 | 5.9 | 57 | 6.9 | 1 | 1.96 | 25 |
| 4 | 62 | 7.9 | 62 | 7.9 | 0 | 5.76 | 0 |

| | | | | | | | |
|---|---|---|---|---|---|---|---|
| 5 | 48 | 5.1 | 41 | 3.7 | 1.96 | 3.24 | 49 |
| 6 | 57 | 6.9 | 44 | 4.3 | 6.76 | 1.44 | 169 |
| 7 | 62 | 7.9 | 58 | 7.1 | 0.6400000 | 2.56 | 16 |
| 8 | 70 | 9.5 | 52 | 5.9 | 12.96 | 0.16 | 324 |
| 9 | 75 | 10.5 | 53 | 6.1 | 19.36 | 0.36 | 484 |
| 0 | 59 | 7.3 | 47 | 4.9 | 5.76 | 0.36 | 144 |
| | | | | | Sum d2 | Sum D2 | 2084 |
| rp = | -0.0608297 | | | | 83.36 | 24.44 | 45.650848 |
| | | | | | | | |
| Otto, 1995 | | 15 mothers | not receiv | ing custody | | D2 | |
| L | 65 | 8.5 | 53 | 6.1 | 5.76 | 0.36 | 144 |
| F | 55 | 6.5 | 55 | 6.5 | 0 | 1 | 0 |
| K | 47 | 4.9 | 57 | 6.9 | 4 | 1.96 | 100 |
| 1 | 70 | 9.5 | 48 | 5.1 | 19.36 | 0.16 | 484 |
| 2 | 57 | 6.9 | 53 | 6.1 | 0.6400000 | 0.36 | 16 |
| 3 | 52 | 5.9 | 54 | 6.3 | 0.16 | 0.64 | 4 |
| 4 | 62 | 7.9 | 64 | 8.3 | 0.16 | 7.84 | 4 |
| 5 | 48 | 5.1 | 41 | 3.7 | 1.96 | 3.24 | 49 |
| 6 | 57 | 6.9 | 59 | 7.3 | 0.16 | 3.24 | 4 |
| 7 | 62 | 7.9 | 58 | 7.1 | 0.6400000 | 2.56 | 16 |
| 8 | 70 | 9.5 | 52 | 5.9 | 12.96 | 0.16 | 324 |
| 9 | 75 | 10.5 | 55 | 6.5 | 16 | 1 | 400 |
| 0 | 59 | 7.3 | 52 | 5.9 | 1.96 | 0.16 | 49 |
| | | | | | Sum d2 | Sum D2 | 1594 |
| rp = | 0.0609720 | | | | 63.76 | 22.68 | 39.924929 |
| | | | | | | | |
| Keller & Butcher, 1991 | | 1 Male chr | onic pain | Cluster 1 | N = 66 | D2 | |
| L | 65 | 8.5 | 47.7 | 5.04 | 11.9716 | 0.2115999 | 299.29 |
| F | 55 | 6.5 | 70.8 | 9.66 | 9.9856 | 17.3056 | 249.64 |
| K | 47 | 4.9 | 39.6 | 3.42 | 2.1904 | 4.3264 | 54.76 |
| 1 | 70 | 9.5 | 78.5 | 11.2 | 2.89 | 32.49 | 72.25 |
| 2 | 57 | 6.9 | 77.3 | 10.96 | 16.4836 | 29.8116 | 412.09 |
| 3 | 52 | 5.9 | 75.8 | 10.66 | 22.6576 | 26.6256 | 566.44 |
| 4 | 62 | 7.9 | 68.2 | 9.14 | 1.5376 | 13.2496 | 38.44 |
| 5 | 48 | 5.1 | 47.2 | 4.94 | 0.0255999 | 0.3136 | 0.6399999 |
| 6 | 57 | 6.9 | 72.8 | 10.06 | 9.9855999 | 20.7936 | 249.64 |
| 7 | 62 | 7.9 | 77.2 | 10.94 | 9.2416000 | 29.5936 | 231.04 |
| 8 | 70 | 9.5 | 77.6 | 11.02 | 2.3104 | 30.4704 | 57.759999 |
| 9 | 75 | 10.5 | 59.9 | 7.48 | 9.1204 | 3.9204 | 228.01 |
| 0 | 59 | 7.3 | 61.9 | 7.88 | 0.3364 | 5.6644 | 8.4099999 |
| | | | | | Sum d2 | Sum D2 | 2468.41 |
| rp = | 0.4558071 | | | | 98.7364 | 214.7764 | 49.683095 |
| | | | | | | | |
| Keller & Butcher, 1991 | | 1 Male chr | onic pain | Cluster 2 | N = 152 | D2 | |
| L | 65 | 8.5 | 56.5 | 6.8 | 2.89 | 1.69 | 72.25 |
| F | 55 | 6.5 | 51.7 | 5.84 | 0.4355999 | 0.1156000 | 10.89 |

| | | | | | | | |
|---|---|---|---|---|---|---|---|
| K | 47 | 4.9 | 50 | 5.5 | 0.36 | 0 | 9 |
| 1 | 70 | 9.5 | 76.4 | 10.78 | 1.6384 | 27.8784 | 40.960000 |
| 2 | 57 | 6.9 | 69.5 | 9.4 | 6.25 | 15.21 | 156.25 |
| 3 | 52 | 5.9 | 78 | 11.1 | 27.04 | 31.36 | 676 |
| 4 | 62 | 7.9 | 58.5 | 7.2 | 0.49 | 2.89 | 12.25 |
| 5 | 48 | 5.1 | 47.4 | 4.98 | 0.0144 | 0.2704 | 0.3600000 |
| 6 | 57 | 6.9 | 55 | 6.5 | 0.16 | 1 | 4 |
| 7 | 62 | 7.9 | 61.1 | 7.72 | 0.0323999 | 4.9284 | 0.8099999 |
| 8 | 70 | 9.5 | 57.2 | 6.94 | 6.5536 | 2.0736 | 163.84 |
| 9 | 75 | 10.5 | 49.2 | 5.34 | 26.6256 | 0.0255999 | 665.64 |
| 0 | 59 | 7.3 | 52.1 | 5.92 | 1.9044 | 0.1764 | 47.61 |
| | | | | | Sum d2 | Sum D2 | 1859.86 |
| rp = | 0.2960835 | | | | 74.3944 | 87.6184 | 43.126094 |
| | | | | | | | |
| Keller & Butcher, 1991 | | 1 Male chr | onic pain | Cluster 3 | N = 50 | D2 | |
| L | 65 | 8.5 | 52.5 | 6 | 6.25 | 0.25 | 156.25 |
| F | 55 | 6.5 | 45.2 | 4.54 | 3.8416 | 0.9215999 | 96.039999 |
| K | 47 | 4.9 | 53 | 6.1 | 1.44 | 0.36 | 36 |
| 1 | 70 | 9.5 | 63 | 8.1 | 1.96 | 6.76 | 49 |
| 2 | 57 | 6.9 | 53.9 | 6.28 | 0.3844000 | 0.6083999 | 9.6100000 |
| 3 | 52 | 5.9 | 59.6 | 7.42 | 2.3104 | 3.6864 | 57.76 |
| 4 | 62 | 7.9 | 49.4 | 5.38 | 6.3504 | 0.0144 | 158.76 |
| 5 | 48 | 5.1 | 41.4 | 3.78 | 1.7424 | 2.9584 | 43.56 |
| 6 | 57 | 6.9 | 47.3 | 4.96 | 3.7636000 | 0.2916000 | 94.090000 |
| 7 | 62 | 7.9 | 47.8 | 5.06 | 8.0656 | 0.1936 | 201.64 |
| 8 | 70 | 9.5 | 47.2 | 4.94 | 20.7936 | 0.3136 | 519.84 |
| 9 | 75 | 10.5 | 49.6 | 5.42 | 25.8064 | 0.0064000 | 645.16 |
| 0 | 59 | 7.3 | 44.7 | 4.44 | 8.1796 | 1.1236 | 204.49 |
| | | | | | Sum d2 | Sum D2 | 2272.2 |
| rp = | -0.1524065 | | | | 90.888 | 17.488 | 47.667599 |
| | | | | | | | |
| Keller & Butcher, 1991 | | 1 Female | onic pain | Cluster 1 | N = 86 | D2 | |
| L | 65 | 8.5 | 56.8 | 6.86 | 2.6896 | 1.8496 | 67.240000 |
| F | 55 | 6.5 | 50.7 | 5.64 | 0.7395999 | 0.0196000 | 18.49 |
| K | 47 | 4.9 | 51.7 | 5.84 | 0.8836000 | 0.1156000 | 22.09 |
| 1 | 70 | 9.5 | 74.9 | 10.48 | 0.9604000 | 24.8004 | 24.010000 |
| 2 | 57 | 6.9 | 71.6 | 9.82 | 8.5263999 | 18.6624 | 213.16 |
| 3 | 52 | 5.9 | 76.5 | 10.8 | 24.01 | 28.09 | 600.25 |
| 4 | 62 | 7.9 | 55.4 | 6.58 | 1.7424 | 1.1664 | 43.56 |
| 5 | 48 | 5.1 | 49.9 | 5.48 | 0.1444 | 0.0004000 | 3.6099999 |
| 6 | 57 | 6.9 | 52.3 | 5.96 | 0.8836000 | 0.2115999 | 22.09 |
| 7 | 62 | 7.9 | 63.6 | 8.22 | 0.1024 | 7.3984 | 2.56 |
| 8 | 70 | 9.5 | 58.1 | 7.12 | 5.6644 | 2.6244 | 141.61 |
| 9 | 75 | 10.5 | 45.6 | 4.62 | 34.5744 | 0.7744 | 864.36 |
| 0 | 59 | 7.3 | 55 | 6.5 | 0.64 | 1 | 16 |
| | | | | | Sum d2 | Sum D2 | 2039.03 |

| | | | | | | | |
|---|---|---|---|---|---|---|---|
| rp = | 0.2504751( | | | | 81.5612 | 86.7132 | 45.155619 |
| | | | | | | | |
| Keller & Butcher, 1991 | | 1 Female | onic pain | Cluster 2 | N = 71 | D2 | |
| L | 65 | 8.5 | 52.5 | 6 | 6.25 | 0.25 | 156.25 |
| F | 55 | 6.5 | 61.5 | 7.8 | 1.69 | 5.29 | 42.25 |
| K | 47 | 4.9 | 45.6 | 4.62 | 0.0784000( | 0.7744 | 1.96 |
| 1 | 70 | 9.5 | 81.6 | 11.82 | 5.3823999 | 39.9424 | 134.56 |
| 2 | 57 | 6.9 | 81.6 | 11.82 | 24.2064 | 39.9424 | 605.16 |
| 3 | 52 | 5.9 | 87.1 | 12.92 | 49.2804 | 55.0564 | 1232.01 |
| 4 | 62 | 7.9 | 68.3 | 9.16 | 1.5876 | 13.3956 | 39.69 |
| 5 | 48 | 5.1 | 48.1 | 5.12 | 0.0004000( | 0.1444 | 0.0100000( |
| 6 | 57 | 6.9 | 68.3 | 9.16 | 5.1076 | 13.3956 | 127.69 |
| 7 | 62 | 7.9 | 73 | 10.1 | 4.84 | 21.16 | 121 |
| 8 | 70 | 9.5 | 72.2 | 9.94 | 0.1936000( | 19.7136 | 4.8400000( |
| 9 | 75 | 10.5 | 54.9 | 6.48 | 16.1604 | 0.9603999 | 404.01 |
| 0 | 59 | 7.3 | 56.9 | 6.88 | 0.1764 | 1.9044 | 4.4100000( |
| | | | | | Sum d2 | Sum D2 | 2873.84 |
| rp = | 0.3889399 | | | | 114.9536 | 211.9296 | 53.608208 |
| | | | | | | | |
| Keller & Butcher, 1991 | | 1 Female | onic pain | Cluster 3 | N = 77 | D2 | |
| L | 65 | 8.5 | 55.6 | 6.62 | 3.5344 | 1.2544 | 88.36 |
| F | 55 | 6.5 | 48.5 | 5.2 | 1.69 | 0.0899999 | 42.25 |
| K | 47 | 4.9 | 51.9 | 5.88 | 0.9603999 | 0.1444 | 24.01 |
| 1 | 70 | 9.5 | 66.9 | 8.88 | 0.3843999 | 11.4244 | 9.6099999 |
| 2 | 57 | 6.9 | 55.6 | 6.62 | 0.0784000( | 1.2544 | 1.96 |
| 3 | 52 | 5.9 | 68.5 | 9.2 | 10.89 | 13.69 | 272.25 |
| 4 | 62 | 7.9 | 52.6 | 6.02 | 3.5344 | 0.2704 | 88.36 |
| 5 | 48 | 5.1 | 52.7 | 6.04 | 0.8836000( | 0.2916000( | 22.09 |
| 6 | 57 | 6.9 | 50.3 | 5.56 | 1.7956 | 0.0035999 | 44.89 |
| 7 | 62 | 7.9 | 51.1 | 5.72 | 4.7524 | 0.0484000( | 118.81 |
| 8 | 70 | 9.5 | 52 | 5.9 | 12.96 | 0.16 | 324 |
| 9 | 75 | 10.5 | 55 | 6.5 | 16 | 1 | 400 |
| 0 | 59 | 7.3 | 44.4 | 4.38 | 8.5264 | 1.2544 | 213.16 |
| | | | | | Sum d2 | Sum D2 | 1649.75 |
| rp = | 0.0974862 | | | | 65.99 | 30.886 | 40.6171146 |
| | | | | | | | |
| Ben-Porath, 2000 | | 44 male | schizopheri | renics | | D2 | |
| L | 65 | 8.5 | 54.4 | 6.38 | 4.4944 | 0.7744 | 112.36 |
| F | 55 | 6.5 | 84.4 | 12.38 | 34.5744 | 47.3344 | 864.36 |
| K | 47 | 4.9 | 46.4 | 4.78 | 0.0144000( | 0.5184000( | 0.3600000( |
| 1 | 70 | 9.5 | 63 | 8.1 | 1.96 | 6.76 | 49 |
| 2 | 57 | 6.9 | 67.7 | 9.04 | 4.5796 | 12.5316 | 114.49 |
| 3 | 52 | 5.9 | 63 | 8.1 | 4.84 | 6.76 | 121 |
| 4 | 62 | 7.9 | 68.5 | 9.2 | 1.69 | 13.69 | 42.25 |
| 5 | 48 | 5.1 | 53.9 | 6.28 | 1.3924 | 0.6083999 | 34.81 |
| 6 | 57 | 6.9 | 75.6 | 10.62 | 13.8384 | 26.2144 | 345.96 |

| | | | | | | | |
|---|---|---|---|---|---|---|---|
| 7 | 62 | 7.9 | 73.9 | 10.28 | 5.6644 | 22.8484 | 141.61 |
| 8 | 70 | 9.5 | 81.5 | 11.8 | 5.29 | 39.69 | 132.25 |
| 9 | 75 | 10.5 | 61.2 | 7.74 | 7.6176 | 5.0176 | 190.44 |
| 0 | 59 | 7.3 | 60.3 | 7.56 | 0.06759999 | 4.2436 | 1.68999999 |
| | | | | | Sum d2 | Sum D2 | 2150.58 |
| rp = | 0.46631494 | | | | 86.0232 | 186.9912 | 46.374346 |
| | | | | | | | |
| Ben-Porath, 2000 | | 43 males | with major | depression | | D2 | |
| L | 65 | 8.5 | 52.3 | 5.96 | 6.4516 | 0.21159999 | 161.29 |
| F | 55 | 6.5 | 74.1 | 10.32 | 14.5924 | 23.2324 | 364.81 |
| K | 47 | 4.9 | 46.3 | 4.76 | 0.01960000 | 0.5476 | 0.49000000 |
| 1 | 70 | 9.5 | 66.1 | 8.72 | 0.60840000 | 10.3684 | 15.21 |
| 2 | 57 | 6.9 | 77.7 | 11.04 | 17.1396 | 30.6916 | 428.49 |
| 3 | 52 | 5.9 | 68.9 | 9.28 | 11.4244 | 14.2884 | 285.61 |
| 4 | 62 | 7.9 | 74.4 | 10.38 | 6.1504 | 23.8144 | 153.76 |
| 5 | 48 | 5.1 | 57.5 | 7 | 3.61 | 2.25 | 90.25 |
| 6 | 57 | 6.9 | 72.2 | 9.94 | 9.24160000 | 19.7136 | 231.04 |
| 7 | 62 | 7.9 | 77.7 | 11.04 | 9.8596 | 30.6916 | 246.49 |
| 8 | 70 | 9.5 | 78.2 | 11.14 | 2.6896 | 31.8096 | 67.240000 |
| 9 | 75 | 10.5 | 53.6 | 6.22 | 18.3184 | 0.51840000 | 457.96 |
| 0 | 59 | 7.3 | 65.5 | 8.6 | 1.69 | 9.61 | 42.25 |
| | | | | | Sum d2 | Sum D2 | 2544.89 |
| rp = | 0.41648227 | | | | 101.7956 | 197.7476 | 50.446902 |
| | | | | | | | |
| Ben-Porath, 2000 | | 32 female | schizopheri | renics | | D2 | |
| L | 65 | 8.5 | 54.2 | 6.34 | 4.6656 | 0.70560000 | 116.64 |
| F | 55 | 6.5 | 83.1 | 12.12 | 31.5844 | 43.8244 | 789.61 |
| K | 47 | 4.9 | 45.3 | 4.56 | 0.11560000 | 0.88360000 | 2.89000000 |
| 1 | 70 | 9.5 | 57.3 | 6.96 | 6.4516 | 2.1316 | 161.29 |
| 2 | 57 | 6.9 | 62.3 | 7.96 | 1.1236 | 6.0516 | 28.09 |
| 3 | 52 | 5.9 | 57.9 | 7.08 | 1.3924 | 2.4964 | 34.81 |
| 4 | 62 | 7.9 | 67.6 | 9.02 | 1.2544 | 12.3904 | 31.359999 |
| 5 | 48 | 5.1 | 57.6 | 7.02 | 3.6864 | 2.3104 | 92.16 |
| 6 | 57 | 6.9 | 72.9 | 10.08 | 10.1124 | 20.9764 | 252.81 |
| 7 | 62 | 7.9 | 61.7 | 7.84 | 0.00359999 | 5.4756 | 0.08999999 |
| 8 | 70 | 9.5 | 71.4 | 9.78 | 0.07840000 | 18.3184 | 1.96000000 |
| 9 | 75 | 10.5 | 58.7 | 7.24 | 10.6276 | 3.0276 | 265.69 |
| 0 | 59 | 7.3 | 56.2 | 6.74 | 0.3136 | 1.5376 | 7.83999999 |
| | | | | | Sum d2 | Sum D2 | 1785.24 |
| rp = | 0.40714124 | | | | 71.4096 | 120.1296 | 42.252100 |
| | | | | | | | |
| Ben-Porath, 2000 | | 41 females | with major | depression | | D2 | |
| L | 65 | 8.5 | 52 | 5.9 | 6.76 | 0.16 | 169 |
| F | 55 | 6.5 | 79.1 | 11.32 | 23.2324 | 33.8724 | 580.81 |
| K | 47 | 4.9 | 44.4 | 4.38 | 0.2704 | 1.2544 | 6.76000000 |
| 1 | 70 | 9.5 | 60.8 | 7.66 | 3.3856 | 4.6656 | 84.640000 |

| | | | | | | | |
|---|---|---|---|---|---|---|---|
| 2 | 57 | 6.9 | 72 | 9.9 | 9 | 19.36 | 225 |
| 3 | 52 | 5.9 | 64.4 | 8.38 | 6.1504 | 8.2944 | 153.76 |
| 4 | 62 | 7.9 | 69.8 | 9.46 | 2.4336 | 15.6816 | 60.84 |
| 5 | 48 | 5.1 | 50.7 | 5.64 | 0.2916000 | 0.0196000 | 7.2900000 |
| 6 | 57 | 6.9 | 73.7 | 10.24 | 11.1556 | 22.4676 | 278.89 |
| 7 | 62 | 7.9 | 71.9 | 9.88 | 3.9204 | 19.1844 | 98.010000 |
| 8 | 70 | 9.5 | 72.9 | 10.08 | 0.3364000 | 20.9764 | 8.4100000 |
| 9 | 75 | 10.5 | 53.8 | 6.26 | 17.9776 | 0.5776 | 449.44 |
| 0 | 59 | 7.3 | 62.6 | 8.02 | 0.5184 | 6.3504 | 12.96 |
| | | | | | Sum d2 | Sum D2 | 2135.81 |
| rp = | 0.4060116 | | | | 85.4324 | 152.8644 | 46.214824 |
| | | | | | | | |
| Sutker, 1978 | | 22 female | violent offe | nders | | D2 | |
| L | 65 | 8.5 | 53 | 6.1 | 5.76 | 0.36 | 144 |
| F | 55 | 6.5 | 60 | 7.5 | 1 | 4 | 25 |
| K | 47 | 4.9 | 53 | 6.1 | 1.44 | 0.36 | 36 |
| 1 | 70 | 9.5 | 56 | 6.7 | 7.84 | 1.44 | 196 |
| 2 | 57 | 6.9 | 59 | 7.3 | 0.16 | 3.24 | 4 |
| 3 | 52 | 5.9 | 57 | 6.9 | 1 | 1.96 | 25 |
| 4 | 62 | 7.9 | 67 | 8.9 | 1 | 11.56 | 25 |
| 5 | 48 | 5.1 | 55 | 6.5 | 1.96 | 1 | 49 |
| 6 | 57 | 6.9 | 65 | 8.5 | 2.56 | 9 | 64 |
| 7 | 62 | 7.9 | 61 | 7.7 | 0.0400000 | 4.84 | 1 |
| 8 | 70 | 9.5 | 67 | 8.9 | 0.36 | 11.56 | 9 |
| 9 | 75 | 10.5 | 63 | 8.1 | 5.76 | 6.76 | 144 |
| 0 | 59 | 7.3 | 60 | 7.5 | 0.0400000 | 4 | 1 |
| | | | | | Sum d2 | Sum D2 | 723 |
| rp = | 0.5819601 | | | | 28.92 | 60.08 | 26.888659 |
| | | | | | | | |
| Sutker, 1978 | | 40 female | nonviolent | offenders | | D2 | |
| L | 65 | 8.5 | 50 | 5.5 | 9 | 0 | 225 |
| F | 55 | 6.5 | 66 | 8.7 | 4.84 | 10.24 | 121 |
| K | 47 | 4.9 | 46 | 4.7 | 0.0400000 | 0.64 | 1 |
| 1 | 70 | 9.5 | 58 | 7.1 | 5.76 | 2.56 | 144 |
| 2 | 57 | 6.9 | 65 | 8.5 | 2.56 | 9 | 64 |
| 3 | 52 | 5.9 | 59 | 7.3 | 1.96 | 3.24 | 49 |
| 4 | 62 | 7.9 | 76 | 10.7 | 7.8399999 | 27.04 | 196 |
| 5 | 48 | 5.1 | 48 | 5.1 | 0 | 0.16 | 0 |
| 6 | 57 | 6.9 | 65 | 8.5 | 2.56 | 9 | 64 |
| 7 | 62 | 7.9 | 61 | 7.7 | 0.0400000 | 4.84 | 1 |
| 8 | 70 | 9.5 | 69 | 9.3 | 0.0399999 | 14.44 | 1 |
| 9 | 75 | 10.5 | 65 | 8.5 | 4 | 9 | 100 |
| 0 | 59 | 7.3 | 60 | 7.5 | 0.0400000 | 4 | 1 |
| | | | | | Sum d2 | Sum D2 | 967 |
| rp = | 0.5754116 | | | | 38.68 | 94.16 | 31.096623 |

| | | | | | | | |
|---|---|---|---|---|---|---|---|
| Sutker, 1979 | | 45 male | violent offe | nders | | D2 | |
| L | 65 | 8.5 | 53 | 6.1 | 5.76 | 0.36 | 144 |
| F | 55 | 6.5 | 68 | 9.1 | 6.76 | 12.96 | 169 |
| K | 47 | 4.9 | 51 | 5.7 | 0.64 | 0.0400000 | 16 |
| 1 | 70 | 9.5 | 62 | 7.9 | 2.56 | 5.76 | 64 |
| 2 | 57 | 6.9 | 68 | 9.1 | 4.84 | 12.96 | 121 |
| 3 | 52 | 5.9 | 60 | 7.5 | 2.56 | 4 | 64 |
| 4 | 62 | 7.9 | 74 | 10.3 | 5.76 | 23.04 | 144 |
| 5 | 48 | 5.1 | 61 | 7.7 | 6.76 | 4.84 | 169 |
| 6 | 57 | 6.9 | 65 | 8.5 | 2.56 | 9 | 64 |
| 7 | 62 | 7.9 | 60 | 7.5 | 0.16 | 4 | 4 |
| 8 | 70 | 9.5 | 71 | 9.7 | 0.0399999 | 17.64 | 1 |
| 9 | 75 | 10.5 | 70 | 9.5 | 1 | 16 | 25 |
| 0 | 59 | 7.3 | 54 | 6.3 | 1 | 0.64 | 25 |
| | | | | | Sum d2 | Sum D2 | 1010 |
| rp = | 0.5980099 | | | | 40.4 | 111.24 | 31.780497 |

| | | | | | | | |
|---|---|---|---|---|---|---|---|
| Sutker, 1979 | | 61 male | nonviolent | offenders | | D2 | |
| L | 65 | 8.5 | 53 | 6.1 | 5.76 | 0.36 | 144 |
| F | 55 | 6.5 | 68 | 9.1 | 6.76 | 12.96 | 169 |
| K | 47 | 4.9 | 53 | 6.1 | 1.44 | 0.36 | 36 |
| 1 | 70 | 9.5 | 57 | 6.9 | 6.76 | 1.96 | 169 |
| 2 | 57 | 6.9 | 65 | 8.5 | 2.56 | 9 | 64 |
| 3 | 52 | 5.9 | 58 | 7.1 | 1.44 | 2.56 | 36 |
| 4 | 62 | 7.9 | 74 | 10.3 | 5.76 | 23.04 | 144 |
| 5 | 48 | 5.1 | 59 | 7.3 | 4.84 | 3.24 | 121 |
| 6 | 57 | 6.9 | 62 | 7.9 | 1 | 5.76 | 25 |
| 7 | 62 | 7.9 | 64 | 8.3 | 0.16 | 7.84 | 4 |
| 8 | 70 | 9.5 | 67 | 8.9 | 0.36 | 11.56 | 9 |
| 9 | 75 | 10.5 | 68 | 9.1 | 1.96 | 12.96 | 49 |
| 0 | 59 | 7.3 | 52 | 5.9 | 1.96 | 0.16 | 49 |
| | | | | | Sum d2 | Sum D2 | 1019 |
| rp = | 0.5517923 | | | | 40.76 | 91.76 | 31.921779 |

| | | | | | | | |
|---|---|---|---|---|---|---|---|
| Graham book, 1999 | | 10 males | with "27/72 | code type | page 47 | D2 | LP = 9 |
| L | 65 | 8.5 | 51 | 5.7 | 7.84 | 0.0400000 | 196 |
| F | 55 | 6.5 | 67 | 8.9 | 5.76 | 11.56 | 144 |
| K | 47 | 4.9 | 45 | 4.5 | 0.16 | 1 | 4 |
| 1 | 70 | 9.5 | 64 | 8.3 | 1.44 | 7.84 | 36 |
| 2 | 57 | 6.9 | 88 | 13.1 | 38.44 | 57.76 | 961 |
| 3 | 52 | 5.9 | 66 | 8.7 | 7.8399999 | 10.24 | 196 |
| 4 | 62 | 7.9 | 68 | 9.1 | 1.44 | 12.96 | 36 |
| 5 | 48 | 5.1 | 52 | 5.9 | 0.6400000 | 0.16 | 16 |
| 6 | 57 | 6.9 | 60 | 7.5 | 0.36 | 4 | 9 |
| 7 | 62 | 7.9 | 82 | 11.9 | 16 | 40.96 | 400 |
| 8 | 70 | 9.5 | 69 | 9.3 | 0.0399999 | 14.44 | 1 |

| | | | | | | | |
|---|---|---|---|---|---|---|---|
| 9 | 75 | 10.5 | 42 | 3.9 | 43.56 | 2.56 | 1089 |
| 0 | 59 | 7.3 | 72 | 9.9 | 6.76 | 19.36 | 169 |
| | | | | | Sum d2 | Sum D2 | 3257 |
| rp = | 0.2812534 | | | | 130.28 | 182.88 | 57.070132 |
| | | | | | | | |
| Graham book, 1999 | | 25 females | s with 27/ | 72 code typ | pe page 47 | D2 | LP = 9 |
| L | 65 | 8.5 | 54 | 6.3 | 4.84 | 0.64 | 121 |
| F | 55 | 6.5 | 70 | 9.5 | 9 | 16 | 225 |
| K | 47 | 4.9 | 43 | 4.1 | 0.6400000 | 1.96 | 16 |
| 1 | 70 | 9.5 | 65 | 8.5 | 1 | 9 | 25 |
| 2 | 57 | 6.9 | 85 | 12.5 | 31.36 | 49 | 784 |
| 3 | 52 | 5.9 | 64 | 8.3 | 5.76 | 7.84 | 144 |
| 4 | 62 | 7.9 | 65 | 8.5 | 0.36 | 9 | 9 |
| 5 | 48 | 5.1 | 48 | 5.1 | 0 | 0.16 | 0 |
| 6 | 57 | 6.9 | 65 | 8.5 | 2.56 | 9 | 64 |
| 7 | 62 | 7.9 | 81 | 11.7 | 14.44 | 38.44 | 361 |
| 8 | 70 | 9.5 | 68 | 9.1 | 0.16 | 12.96 | 4 |
| 9 | 75 | 10.5 | 47 | 4.9 | 31.36 | 0.36 | 784 |
| 0 | 59 | 7.3 | 69 | 9.3 | 4 | 14.44 | 100 |
| | | | | | Sum d2 | Sum D2 | 2637 |
| rp = | 0.3481646 | | | | 105.48 | 168.8 | 51.351728 |
| | | | | | | | |
| Binder, 2000 | | 70 patients | with epilep | tic seizures | s mixed | D2 | |
| L | 65 | 8.5 | 57.24 | 6.948 | 2.408704 | 2.096704 | 60.2176 |
| F | 55 | 6.5 | 58.79 | 7.258 | 0.574564 | 3.090564 | 14.3641 |
| K | 47 | 4.9 | 50.8 | 5.66 | 0.5775999 | 0.0255999 | 14.44 |
| 1 | 70 | 9.5 | 62.19 | 7.938 | 2.439844 | 5.943844 | 60.9961 |
| 2 | 57 | 6.9 | 63.24 | 8.148 | 1.557504 | 7.011904 | 38.9376 |
| 3 | 52 | 5.9 | 59.81 | 7.462 | 2.439844 | 3.849444 | 60.9961 |
| 4 | 62 | 7.9 | 56.99 | 6.898 | 1.004004 | 1.954404 | 25.1001 |
| 5 | 48 | 5.1 | 52.99 | 6.098 | 0.9960040 | 0.3576040 | 24.9001 |
| 6 | 57 | 6.9 | 56.01 | 6.702 | 0.0392040 | 1.444804 | 0.9801000 |
| 7 | 62 | 7.9 | 61.53 | 7.806 | 0.0088360 | 5.317636 | 0.2208999 |
| 8 | 70 | 9.5 | 64.8 | 8.46 | 1.0816 | 8.7615999 | 27.04 |
| 9 | 75 | 10.5 | 57.61 | 7.022 | 12.096484 | 2.316484 | 302.4121 |
| 0 | 59 | 7.3 | 53.6 | 6.22 | 1.1664 | 0.5184000 | 29.16 |
| | | | | | Sum d2 | Sum D2 | 659.7648 |
| rp = | 0.5543619 | | | | 26.390592 | 42.688992 | 25.685887 |
| | | | | | | | |
| Binder, 200 | 0 mixed | 70 patients | with nonep | pileptic sei | zures | D2 | |
| L | 65 | 8.5 | 54.77 | 6.454 | 4.186116 | 0.9101160 | 104.6529 |
| F | 55 | 6.5 | 65.61 | 8.622 | 4.502884 | 9.746884 | 112.5721 |
| K | 47 | 4.9 | 47.87 | 5.074 | 0.0302759 | 0.181476 | 0.7568999 |
| 1 | 70 | 9.5 | 74.83 | 10.466 | 0.9331559 | 24.661156 | 23.3289 |
| 2 | 57 | 6.9 | 68.04 | 9.108 | 4.875264 | 13.017664 | 121.8816 |
| 3 | 52 | 5.9 | 75.91 | 10.682 | 22.867524 | 26.853124 | 571.6881 |

| | | | | | | | |
|---|---|---|---|---|---|---|---|
| 4 | 62 | 7.9 | 59.31 | 7.362 | 0.289444 | 3.467044 | 7.2360999 |
| 5 | 48 | 5.1 | 50.2 | 5.54 | 0.1936000 | 0.0016000 | 4.8400000 |
| 6 | 57 | 6.9 | 62.77 | 8.054 | 1.331716 | 6.522916 | 33.2929 |
| 7 | 62 | 7.9 | 65.46 | 8.592 | 0.4788639 | 9.5604639 | 11.9716 |
| 8 | 70 | 9.5 | 71.8 | 9.86 | 0.1296 | 19.0096 | 3.2399999 |
| 9 | 75 | 10.5 | 59.47 | 7.394 | 9.647236 | 3.587236 | 241.1809 |
| 0 | 59 | 7.3 | 54.99 | 6.498 | 0.6432039 | 0.996004 | 16.0801 |
| | | | | | Sum d2 | Sum D2 | 1252.7221 |
| rp = | 0.5402520 | | | | 50.108884 | 118.515284 | 35.393814 |
| | | | | | | | |
| Binder, 2000 | | 70 patients | with Gulf W | ar symptom | ms | D2 | |
| L | 65 | 8.5 | 53.37 | 6.174 | 5.410276 | 0.4542759 | 135.2569 |
| F | 55 | 6.5 | 62.39 | 7.978 | 2.184484 | 6.140484 | 54.6121 |
| K | 47 | 4.9 | 45.73 | 4.646 | 0.0645160 | 0.7293160 | 1.6129000 |
| 1 | 70 | 9.5 | 68.99 | 9.298 | 0.0408040 | 14.424804 | 1.0201000 |
| 2 | 57 | 6.9 | 70.54 | 9.608 | 7.333264 | 16.875664 | 183.3316 |
| 3 | 52 | 5.9 | 63.54 | 8.208 | 5.326864 | 7.333264 | 133.1716 |
| 4 | 62 | 7.9 | 57.57 | 7.014 | 0.784996 | 2.292196 | 19.6249 |
| 5 | 48 | 5.1 | 50.34 | 5.568 | 0.2190240 | 0.0046240 | 5.4756000 |
| 6 | 57 | 6.9 | 56.3 | 6.76 | 0.0196000 | 1.5876 | 0.4900000 |
| 7 | 62 | 7.9 | 63.36 | 8.172 | 0.0739840 | 7.139584 | 1.8496 |
| 8 | 70 | 9.5 | 63.59 | 8.218 | 1.643524 | 7.387524 | 41.0881 |
| 9 | 75 | 10.5 | 48.97 | 5.294 | 27.102436 | 0.0424360 | 677.5609 |
| 0 | 59 | 7.3 | 61.46 | 7.792 | 0.242064 | 5.253264 | 6.0516 |
| | | | | | Sum d2 | Sum D2 | 1261.1459 |
| rp = | 0.4046665 | | | | 50.445836 | 69.665036 | 35.512616 |
| | | | | | | | |
| Binder, 2000 | | 70 asympto | omatic Gu | lf War vete | rans | D2 | |
| L | 65 | 8.5 | 52.7 | 6.04 | 6.0516 | 0.2916000 | 151.29 |
| F | 55 | 6.5 | 49.39 | 5.378 | 1.258884 | 0.014884 | 31.4721 |
| K | 47 | 4.9 | 52.69 | 6.038 | 1.295044 | 0.2894439 | 32.3761 |
| 1 | 70 | 9.5 | 49.56 | 5.412 | 16.711744 | 0.0077439 | 417.7936 |
| 2 | 57 | 6.9 | 50.31 | 5.562 | 1.790244 | 0.0038440 | 44.7561 |
| 3 | 52 | 5.9 | 48.01 | 5.102 | 0.6368040 | 0.158404 | 15.9201 |
| 4 | 62 | 7.9 | 48.87 | 5.274 | 6.8958760 | 0.0510760 | 172.3969 |
| 5 | 48 | 5.1 | 47.23 | 4.946 | 0.023716 | 0.306916 | 0.5929000 |
| 6 | 57 | 6.9 | 47.5 | 5 | 3.61 | 0.25 | 90.25 |
| 7 | 62 | 7.9 | 47.03 | 4.906 | 8.964036 | 0.3528359 | 224.1009 |
| 8 | 70 | 9.5 | 47.61 | 5.022 | 20.052484 | 0.228484 | 501.3121 |
| 9 | 75 | 10.5 | 49.09 | 5.318 | 26.853124 | 0.0331239 | 671.3281 |
| 0 | 59 | 7.3 | 49.03 | 5.306 | 3.976036 | 0.037636 | 99.4009 |
| | | | | | Sum d2 | Sum D2 | 2452.9898 |
| rp = | -0.3125876 | | | | 98.119592 | 2.025992 | 49.527667 |
| | | | | | | | |
| Kirz, 2001 | | 118 males | with comba | at trauma | | D2 | |
| L | 65 | 8.5 | 48.61 | 5.222 | 10.745284 | 0.0772840 | 268.6321 |

| | | | | | | | |
|---|---|---|---|---|---|---|---|
| F | 55 | 6.5 | 84.97 | 12.494 | 35.928036 | 48.916036 | 898.2009 |
| K | 47 | 4.9 | 38.87 | 3.274 | 2.643876 | 4.955076 | 66.0969 |
| 1 | 70 | 9.5 | 72.82 | 10.064 | 0.3180959 | 20.830096 | 7.9523999 |
| 2 | 57 | 6.9 | 80.31 | 11.562 | 21.734244 | 36.747844 | 543.3561 |
| 3 | 52 | 5.9 | 69.78 | 9.456 | 12.645136 | 15.649936 | 316.1284 |
| 4 | 62 | 7.9 | 74.66 | 10.432 | 6.4110239 | 24.324624 | 160.2756 |
| 5 | 48 | 5.1 | 52.68 | 6.036 | 0.876096 | 0.287296 | 21.9024 |
| 6 | 57 | 6.9 | 78.76 | 11.252 | 18.939904 | 33.085504 | 473.4976 |
| 7 | 62 | 7.9 | 83.42 | 12.184 | 18.352656 | 44.675856 | 458.8164 |
| 8 | 70 | 9.5 | 87.29 | 12.958 | 11.957764 | 55.621764 | 298.9441 |
| 9 | 75 | 10.5 | 58.45 | 7.19 | 10.9561 | 2.8561 | 273.9025 |
| 0 | 59 | 7.3 | 71.29 | 9.758 | 6.0417640 | 18.130564 | 151.0441 |
| | | | | | Sum d2 | Sum D2 | 3938.7495 |
| rp = | 0.3858514 | | | | 157.54998 | 306.15798 | 62.759457 |
| | | | | | | | |
| Kirz, 2001 | | 59 females | with sexu | al assault | trauma | D2 | |
| L | 65 | 8.5 | 50.45 | 5.59 | 8.4681 | 0.0081000 | 211.7025 |
| F | 55 | 6.5 | 95.27 | 14.554 | 64.866916 | 81.974916 | 1621.6729 |
| K | 47 | 4.9 | 42.73 | 4.046 | 0.7293160 | 2.114116 | 18.2329 |
| 1 | 70 | 9.5 | 78.08 | 11.116 | 2.611456 | 31.539456 | 65.2864 |
| 2 | 57 | 6.9 | 85.16 | 12.532 | 31.719424 | 49.449024 | 792.9856 |
| 3 | 52 | 5.9 | 79.15 | 11.33 | 29.4849 | 33.9889 | 737.1225 |
| 4 | 62 | 7.9 | 79.86 | 11.472 | 12.759184 | 35.664784 | 318.9796 |
| 5 | 48 | 5.1 | 53.39 | 6.178 | 1.162084 | 0.459684 | 29.0521 |
| 6 | 57 | 6.9 | 81.48 | 11.796 | 23.970816 | 39.639616 | 599.2704 |
| 7 | 62 | 7.9 | 80.03 | 11.506 | 13.003236 | 36.072036 | 325.0809 |
| 8 | 70 | 9.5 | 87.23 | 12.946 | 11.874916 | 55.442916 | 296.8729 |
| 9 | 75 | 10.5 | 61.67 | 7.834 | 7.107556 | 5.447556 | 177.6889 |
| 0 | 59 | 7.3 | 66.12 | 8.724 | 2.027776 | 10.394176 | 50.694400 |
| | | | | | Sum d2 | Sum D2 | 5244.642 |
| rp = | 0.3457904 | | | | 209.78568 | 382.19528 | 72.419900 |
| | | | | | | | |
| Miach, 2000 | | 48 transexu | ual males | sex surger | y | D2 | |
| L | 65 | 8.5 | 59.5 | 7.4 | 1.21 | 3.61 | 30.25 |
| F | 55 | 6.5 | 51.2 | 5.74 | 0.5776 | 0.0576000 | 14.44 |
| K | 47 | 4.9 | 53.1 | 6.12 | 1.4884 | 0.3844 | 37.21 |
| 1 | 70 | 9.5 | 51 | 5.7 | 14.44 | 0.0400000 | 361 |
| 2 | 57 | 6.9 | 54.9 | 6.48 | 0.1764000 | 0.9603999 | 4.4100000 |
| 3 | 52 | 5.9 | 52.8 | 6.06 | 0.0255999 | 0.3136 | 0.6399999 |
| 4 | 62 | 7.9 | 53.5 | 6.2 | 2.89 | 0.49 | 72.25 |
| 5 | 48 | 5.1 | 65.3 | 8.56 | 11.9716 | 9.3635999 | 299.29 |
| 6 | 57 | 6.9 | 53.2 | 6.14 | 0.5776 | 0.4096000 | 14.44 |
| 7 | 62 | 7.9 | 52.8 | 6.06 | 3.3856 | 0.3136 | 84.640000 |
| 8 | 70 | 9.5 | 53.7 | 6.24 | 10.6276 | 0.5476 | 265.69 |
| 9 | 75 | 10.5 | 47.1 | 4.92 | 31.1364 | 0.3364 | 778.41 |
| 0 | 59 | 7.3 | 54.1 | 6.32 | 0.9603999 | 0.6724 | 24.01 |

| | | | | | | | |
|---|---|---|---|---|---|---|---|
| | | | | | Sum d2 | Sum D2 | 1986.68 |
| rp = | -0.0861635 | | | | 79.4672 | 17.4992 | 44.572188 |
| | | | | | | | |
| Miach, 2000 | | 34 males | GIDAANT | sex surger | y | D2 | |
| L | 65 | 8.5 | 57.8 | 7.06 | 2.0736 | 2.4336 | 51.84 |
| F | 55 | 6.5 | 56.5 | 6.8 | 0.0899999 | 1.69 | 2.25 |
| K | 47 | 4.9 | 45.6 | 4.62 | 0.0784000 | 0.7744 | 1.96 |
| 1 | 70 | 9.5 | 54 | 6.3 | 10.24 | 0.64 | 256 |
| 2 | 57 | 6.9 | 61 | 7.7 | 0.64 | 4.84 | 16 |
| 3 | 52 | 5.9 | 54.1 | 6.32 | 0.1764 | 0.6724 | 4.4100000 |
| 4 | 62 | 7.9 | 55.2 | 6.54 | 1.8496 | 1.0816 | 46.24 |
| 5 | 48 | 5.1 | 66.6 | 8.82 | 13.8384 | 11.0224 | 345.96 |
| 6 | 57 | 6.9 | 58.5 | 7.2 | 0.0899999 | 2.89 | 2.25 |
| 7 | 62 | 7.9 | 58.5 | 7.2 | 0.49 | 2.89 | 12.25 |
| 8 | 70 | 9.5 | 59.7 | 7.44 | 4.2436 | 3.7636 | 106.09 |
| 9 | 75 | 10.5 | 49.7 | 5.44 | 25.6036 | 0.0035999 | 640.09 |
| 0 | 59 | 7.3 | 59.9 | 7.48 | 0.0323999 | 3.9204 | 0.8099999 |
| | | | | | Sum d2 | Sum D2 | 1486.15 |
| rp = | 0.1824683 | | | | 59.446 | 36.622 | 38.550616 |
| | | | | | | | |
| Cumella, 2000 | | 75 females | AN-R | | | D2 | |
| L | 65 | 8.5 | 54.8 | 6.46 | 4.1616 | 0.9215999 | 104.04 |
| F | 55 | 6.5 | 62.3 | 7.96 | 2.1316 | 6.0516 | 53.29 |
| K | 47 | 4.9 | 46.1 | 4.72 | 0.0323999 | 0.6083999 | 0.8099999 |
| 1 | 70 | 9.5 | 66.3 | 8.76 | 0.5476 | 10.6276 | 13.69 |
| 2 | 57 | 6.9 | 80.5 | 11.6 | 22.09 | 37.21 | 552.25 |
| 3 | 52 | 5.9 | 68.4 | 9.18 | 10.7584 | 13.5424 | 268.96 |
| 4 | 62 | 7.9 | 66.7 | 8.84 | 0.8835999 | 11.1556 | 22.09 |
| 5 | 48 | 5.1 | 47.9 | 5.08 | 0.0003999 | 0.1764 | 0.0100000 |
| 6 | 57 | 6.9 | 63.5 | 8.2 | 1.69 | 7.29 | 42.25 |
| 7 | 62 | 7.9 | 71.3 | 9.76 | 3.4596 | 18.1476 | 86.49 |
| 8 | 70 | 9.5 | 65.8 | 8.66 | 0.7056 | 9.9856 | 17.64 |
| 9 | 75 | 10.5 | 49.2 | 5.34 | 26.6256 | 0.0255999 | 665.64 |
| 0 | 59 | 7.3 | 63.3 | 8.16 | 0.7396000 | 7.0756 | 18.49 |
| | | | | | Sum d2 | Sum D2 | 1845.65 |
| rp = | 0.3997983 | | | | 73.826 | 122.818 | 42.961028 |
| | | | | | | | |
| Cumella, 2000 | | 75 females | AN-B | | | D2 | |
| L | 65 | 8.5 | 49.7 | 5.44 | 9.3636 | 0.0035999 | 234.09 |
| F | 55 | 6.5 | 67.4 | 8.98 | 6.1504 | 12.1104 | 153.76 |
| K | 47 | 4.9 | 44.5 | 4.4 | 0.25 | 1.21 | 6.25 |
| 1 | 70 | 9.5 | 73.5 | 10.2 | 0.4899999 | 22.09 | 12.25 |
| 2 | 57 | 6.9 | 83.5 | 12.2 | 28.09 | 44.89 | 702.25 |
| 3 | 52 | 5.9 | 74.5 | 10.4 | 20.25 | 24.01 | 506.25 |
| 4 | 62 | 7.9 | 69.3 | 9.36 | 2.1316 | 14.8996 | 53.29 |
| 5 | 48 | 5.1 | 47.8 | 5.06 | 0.0016 | 0.1936 | 0.0400000 |

| | | | | | | | |
|---|---|---|---|---|---|---|---|
| 6 | 57 | 6.9 | 69.5 | 9.4 | 6.25 | 15.21 | 156.25 |
| 7 | 62 | 7.9 | 76.5 | 10.8 | 8.41 | 28.09 | 210.25 |
| 8 | 70 | 9.5 | 72.9 | 10.08 | 0.3364000 | 20.9764 | 8.4100000 |
| 9 | 75 | 10.5 | 51.2 | 5.74 | 22.6576 | 0.0576000 | 566.44 |
| 0 | 59 | 7.3 | 63.7 | 8.24 | 0.8836000 | 7.5076 | 22.09 |
| | | | | | Sum d2 | Sum D2 | 2631.62 |
| rp = | 0.3913105 | | | | 105.2648 | 191.2488 | 51.299317 |
| | | | | | | | |
| Cumella, 2000 | | 232 female | s with buli | mia | | D2 | |
| L | 65 | 8.5 | 47.6 | 5.02 | 12.1104 | 0.2304 | 302.76 |
| F | 55 | 6.5 | 69.6 | 9.42 | 8.5263999 | 15.3664 | 213.16 |
| K | 47 | 4.9 | 45 | 4.5 | 0.16 | 1 | 4 |
| 1 | 70 | 9.5 | 70.1 | 9.52 | 0.0003999 | 16.1604 | 0.0099999 |
| 2 | 57 | 6.9 | 79.4 | 11.38 | 20.0704 | 34.5744 | 501.76 |
| 3 | 52 | 5.9 | 72 | 9.9 | 16 | 19.36 | 400 |
| 4 | 62 | 7.9 | 70.8 | 9.66 | 3.0976 | 17.3056 | 77.44 |
| 5 | 48 | 5.1 | 48.3 | 5.16 | 0.0035999 | 0.1156000 | 0.0899999 |
| 6 | 57 | 6.9 | 68.3 | 9.16 | 5.1076 | 13.3956 | 127.69 |
| 7 | 62 | 7.9 | 75.9 | 10.68 | 7.7284000 | 26.8324 | 193.21 |
| 8 | 70 | 9.5 | 71.5 | 9.8 | 0.0900000 | 18.49 | 2.25 |
| 9 | 75 | 10.5 | 52.1 | 5.92 | 20.9764 | 0.1764 | 524.41 |
| 0 | 59 | 7.3 | 60.8 | 7.66 | 0.1296 | 4.6656 | 3.2399999 |
| | | | | | Sum d2 | Sum D2 | 2350.02 |
| rp = | 0.3955585 | | | | 94.0008 | 167.6728 | 48.477004 |
| | | | | | | | |
| Cumella, 2000 | | 139 female | s with EDN | NOS | | D2 | |
| L | 65 | 8.5 | 52.3 | 5.96 | 6.4516 | 0.2115999 | 161.29 |
| F | 55 | 6.5 | 65.3 | 8.56 | 4.2435999 | 9.3635999 | 106.09 |
| K | 47 | 4.9 | 47.1 | 4.92 | 0.0003999 | 0.3364 | 0.0100000 |
| 1 | 70 | 9.5 | 71.4 | 9.78 | 0.0784000 | 18.3184 | 1.9600000 |
| 2 | 57 | 6.9 | 78.5 | 11.2 | 18.49 | 32.49 | 462.25 |
| 3 | 52 | 5.9 | 74.7 | 10.44 | 20.6116 | 24.4036 | 515.29 |
| 4 | 62 | 7.9 | 68.4 | 9.18 | 1.6384 | 13.5424 | 40.960000 |
| 5 | 48 | 5.1 | 46 | 4.7 | 0.16 | 0.64 | 4 |
| 6 | 57 | 6.9 | 65.8 | 8.66 | 3.0976 | 9.9856 | 77.44 |
| 7 | 62 | 7.9 | 75.2 | 10.54 | 6.9696 | 25.4016 | 174.24 |
| 8 | 70 | 9.5 | 69.6 | 9.42 | 0.0064000 | 15.3664 | 0.1600000 |
| 9 | 75 | 10.5 | 52.2 | 5.94 | 20.7936 | 0.1936 | 519.84 |
| 0 | 59 | 7.3 | 60.2 | 7.54 | 0.0576000 | 4.1616 | 1.4400000 |
| | | | | | Sum d2 | Sum D2 | 2064.97 |
| rp = | 0.4231395 | | | | 82.5988 | 154.4148 | 45.441940 |
| | | | | | | | |
| Levin, 2001 | | 35 Cluster | 1 Social | phobia | mixed | D2 | |
| L | 65 | 8.5 | 54.7 | 6.44 | 4.2436 | 0.8836000 | 106.09 |
| F | 55 | 6.5 | 52.9 | 6.08 | 0.1764 | 0.3364 | 4.4100000 |
| K | 47 | 4.9 | 56.3 | 6.76 | 3.4596 | 1.5876 | 86.49 |

| | | | | | | | |
|---|---|---|---|---|---|---|---|
| 1 | 70 | 9.5 | 54.3 | 6.36 | 9.8596 | 0.7395999 | 246.49 |
| 2 | 57 | 6.9 | 64.8 | 8.46 | 2.4336 | 8.7615999 | 60.84 |
| 3 | 52 | 5.9 | 55.7 | 6.64 | 0.5476 | 1.2996 | 13.69 |
| 4 | 62 | 7.9 | 56 | 6.7 | 1.44 | 1.44 | 36 |
| 5 | 48 | 5.1 | 54.6 | 6.42 | 1.7424 | 0.8464 | 43.56 |
| 6 | 57 | 6.9 | 58.2 | 7.14 | 0.0576000 | 2.6896 | 1.4400000 |
| 7 | 62 | 7.9 | 62.8 | 8.06 | 0.0255999 | 6.5535999 | 0.6399999 |
| 8 | 70 | 9.5 | 59.8 | 7.46 | 4.1616 | 3.8416 | 104.04 |
| 9 | 75 | 10.5 | 49.4 | 5.38 | 26.2144 | 0.0144 | 655.36 |
| 0 | 59 | 7.3 | 61.5 | 7.8 | 0.25 | 5.29 | 6.25 |
| | | | | | Sum d2 | Sum D2 | 1365.3 |
| rp = | 0.2099872 | | | | 54.612 | 34.284 | 36.949966 |
| | | | | | | | |
| Levin, 2001 | | 43 Cluster | 2 Social | phobia | mixed | D2 | |
| L | 65 | 8.5 | 52.6 | 6.02 | 6.1504 | 0.2704 | 153.76 |
| F | 55 | 6.5 | 61.4 | 7.78 | 1.6384 | 5.1984 | 40.96 |
| K | 47 | 4.9 | 53 | 6.1 | 1.44 | 0.36 | 36 |
| 1 | 70 | 9.5 | 62.4 | 7.98 | 2.3104 | 6.1504 | 57.76 |
| 2 | 57 | 6.9 | 80 | 11.5 | 21.16 | 36 | 529 |
| 3 | 52 | 5.9 | 65.1 | 8.52 | 6.8644 | 9.1204 | 171.61 |
| 4 | 62 | 7.9 | 69.4 | 9.38 | 2.1904 | 15.0544 | 54.760000 |
| 5 | 48 | 5.1 | 56.9 | 6.88 | 3.1684 | 1.9044 | 79.21 |
| 6 | 57 | 6.9 | 63.7 | 8.24 | 1.7956 | 7.5076 | 44.89 |
| 7 | 62 | 7.9 | 77.5 | 11 | 9.61 | 30.25 | 240.25 |
| 8 | 70 | 9.5 | 71.1 | 9.72 | 0.0483999 | 17.8084 | 1.2099999 |
| 9 | 75 | 10.5 | 53 | 6.1 | 19.36 | 0.36 | 484 |
| 0 | 59 | 7.3 | 67.7 | 9.04 | 3.0276 | 12.5316 | 75.690000 |
| | | | | | Sum d2 | Sum D2 | 1969.1 |
| rp = | 0.4179426 | | | | 78.764 | 142.516 | 44.374542 |
| | | | | | | | |
| Levin, 2001 | | 31 Cluster | 3 Social | phobia | | D2 | |
| L | 65 | 8.5 | 48.7 | 5.24 | 10.6276 | 0.0675999 | 265.69 |
| F | 55 | 6.5 | 76.5 | 10.8 | 18.49 | 28.09 | 462.25 |
| K | 47 | 4.9 | 47.6 | 5.02 | 0.0144 | 0.2304 | 0.3600000 |
| 1 | 70 | 9.5 | 68.8 | 9.26 | 0.0576000 | 14.1376 | 1.4400000 |
| 2 | 57 | 6.9 | 91 | 13.7 | 46.24 | 67.24 | 1156 |
| 3 | 52 | 5.9 | 69.9 | 9.48 | 12.8164 | 15.8404 | 320.41 |
| 4 | 62 | 7.9 | 82.4 | 11.98 | 16.6464 | 41.9904 | 416.16 |
| 5 | 48 | 5.1 | 60.9 | 7.68 | 6.6564 | 4.7524 | 166.41 |
| 6 | 57 | 6.9 | 73.1 | 10.12 | 10.3684 | 21.3444 | 259.21 |
| 7 | 62 | 7.9 | 91.8 | 13.86 | 35.5216 | 69.8896 | 888.04 |
| 8 | 70 | 9.5 | 93.3 | 14.16 | 21.7156 | 74.9956 | 542.89 |
| 9 | 75 | 10.5 | 58.8 | 7.26 | 10.4976 | 3.0976 | 262.44 |
| 0 | 59 | 7.3 | 77.1 | 10.92 | 13.1044 | 29.3764 | 327.61 |
| | | | | | Sum d2 | Sum D2 | 5068.91 |
| rp = | 0.3492729 | | | | 202.7564 | 371.0524 | 71.196277 |

| | | | | | | | |
|---|---|---|---|---|---|---|---|
| Solbakk, 2000 | | 20 MHIs | mixed | | | D2 | |
| L | 65 | 8.5 | 54.4 | 6.38 | 4.4944 | 0.7744 | 112.36 |
| F | 55 | 6.5 | 49.4 | 5.38 | 1.2544 | 0.0144 | 31.36 |
| K | 47 | 4.9 | 53.2 | 6.14 | 1.5376 | 0.4096000 | 38.44 |
| 1 | 70 | 9.5 | 71.5 | 9.8 | 0.0900000 | 18.49 | 2.25 |
| 2 | 57 | 6.9 | 65.9 | 8.68 | 3.1684 | 10.1124 | 79.210000 |
| 3 | 52 | 5.9 | 70.9 | 9.68 | 14.2884 | 17.4724 | 357.21 |
| 4 | 62 | 7.9 | 48.1 | 5.12 | 7.7284 | 0.1444 | 193.21 |
| 5 | 48 | 5.1 | 47.7 | 5.04 | 0.0035999 | 0.2115999 | 0.0899999 |
| 6 | 57 | 6.9 | 51.3 | 5.76 | 1.2996 | 0.0675999 | 32.49 |
| 7 | 62 | 7.9 | 55.7 | 6.64 | 1.5876 | 1.2996 | 39.69 |
| 8 | 70 | 9.5 | 58.8 | 7.26 | 5.0176 | 3.0976 | 125.44 |
| 9 | 75 | 10.5 | 47.2 | 4.94 | 30.9136 | 0.3136 | 772.84 |
| 0 | 59 | 7.3 | 50.7 | 5.64 | 2.7556 | 0.0196000 | 68.89 |
| | | | | | Sum d2 | Sum D2 | 1853.48 |
| rp = | 0.1571566 | | | | 74.1392 | 52.4272 | 43.052061 |
| | | | | | | | |
| Solbakk, 2000 | | 14 with | frontal | brain injury | | D2 | |
| L | 65 | 8.5 | 61.5 | 7.8 | 0.49 | 5.29 | 12.25 |
| F | 55 | 6.5 | 54.3 | 6.36 | 0.0196000 | 0.7395999 | 0.4900000 |
| K | 47 | 4.9 | 52.4 | 5.98 | 1.1664 | 0.2304 | 29.16 |
| 1 | 70 | 9.5 | 59.4 | 7.38 | 4.4944 | 3.5344 | 112.36 |
| 2 | 57 | 6.9 | 63.2 | 8.14 | 1.5376 | 6.9696 | 38.44 |
| 3 | 52 | 5.9 | 57.8 | 7.06 | 1.3456 | 2.4336 | 33.64 |
| 4 | 62 | 7.9 | 52.3 | 5.96 | 3.7636000 | 0.2115999 | 94.090000 |
| 5 | 48 | 5.1 | 51.6 | 5.82 | 0.5184000 | 0.1024 | 12.96 |
| 6 | 57 | 6.9 | 56.1 | 6.72 | 0.0323999 | 1.4884 | 0.8099999 |
| 7 | 62 | 7.9 | 52.1 | 5.92 | 3.9204 | 0.1764 | 98.01 |
| 8 | 70 | 9.5 | 56.3 | 6.76 | 7.5076 | 1.5876 | 187.69 |
| 9 | 75 | 10.5 | 51.8 | 5.86 | 21.5296 | 0.1296 | 538.24 |
| 0 | 59 | 7.3 | 45.9 | 4.68 | 6.8644 | 0.6724 | 171.61 |
| | | | | | Sum d2 | Sum D2 | 1329.75 |
| rp = | 0.1564908 | | | | 53.19 | 23.566 | 36.465737 |
| | | | | | | | |
| Downey, 1997 | | 41 with | pure ADHD | | | D2 | |
| L | 65 | 8.5 | 49.7 | 5.44 | 9.3636 | 0.0035999 | 234.09 |
| F | 55 | 6.5 | 61.1 | 7.72 | 1.4884 | 4.9284 | 37.21 |
| K | 47 | 4.9 | 46 | 4.7 | 0.0400000 | 0.64 | 1 |
| 1 | 70 | 9.5 | 54.9 | 6.48 | 9.1204 | 0.9603999 | 228.01 |
| 2 | 57 | 6.9 | 63.1 | 8.12 | 1.4884 | 6.8644000 | 37.21 |
| 3 | 52 | 5.9 | 56.7 | 6.84 | 0.8836000 | 1.7956 | 22.09 |
| 4 | 62 | 7.9 | 62.6 | 8.02 | 0.0143999 | 6.3504 | 0.3600000 |
| 5 | 48 | 5.1 | 48.9 | 5.28 | 0.0323999 | 0.0484000 | 0.8099999 |
| 6 | 57 | 6.9 | 56.1 | 6.72 | 0.0323999 | 1.4884 | 0.8099999 |
| 7 | 62 | 7.9 | 65.8 | 8.66 | 0.5776 | 9.9856 | 14.44 |

| | | | | | | | |
|---|---|---|---|---|---|---|---|
| 8 | 70 | 9.5 | 61.7 | 7.84 | 2.7556 | 5.4756 | 68.89 |
| 9 | 75 | 10.5 | 57.4 | 6.98 | 12.3904 | 2.1904 | 309.76 |
| 0 | 59 | 7.3 | 53.2 | 6.14 | 1.3456 | 0.4096000 | 33.64 |
| | | | | | Sum d2 | Sum D2 | 988.32 |
| rp = | 0.3919602 | | | | 39.5328 | 41.1408 | 31.437557 |
| | | | | | | | |
| Downey, 1997 | | 37 ADHD | plus Axis I | comorbidity | | D2 | |
| L | 65 | 8.5 | 46.2 | 4.74 | 14.1376 | 0.5776 | 353.44 |
| F | 55 | 6.5 | 72.6 | 10.02 | 12.3904 | 20.4304 | 309.76 |
| K | 47 | 4.9 | 41.1 | 3.72 | 1.3924 | 3.1684 | 34.81 |
| 1 | 70 | 9.5 | 62.9 | 8.08 | 2.0164 | 6.6564 | 50.41 |
| 2 | 57 | 6.9 | 73.4 | 10.18 | 10.7584 | 21.9024 | 268.96 |
| 3 | 52 | 5.9 | 69.3 | 9.36 | 11.9716 | 14.8996 | 299.29 |
| 4 | 62 | 7.9 | 73.7 | 10.24 | 5.4756 | 22.4676 | 136.89 |
| 5 | 48 | 5.1 | 55.1 | 6.52 | 2.0164 | 1.0404 | 50.41 |
| 6 | 57 | 6.9 | 69 | 9.3 | 5.76 | 14.44 | 144 |
| 7 | 62 | 7.9 | 76.1 | 10.72 | 7.9523999 | 27.2484 | 198.81 |
| 8 | 70 | 9.5 | 74.8 | 10.46 | 0.9215999 | 24.6016 | 23.04 |
| 9 | 75 | 10.5 | 56.5 | 6.8 | 13.69 | 1.69 | 342.25 |
| 0 | 59 | 7.3 | 60.9 | 7.68 | 0.1444 | 4.7524 | 3.6099999 |
| | | | | | Sum d2 | Sum D2 | 2215.68 |
| rp = | 0.4127973 | | | | 88.6272 | 163.8752 | 47.071010 |
| | | | | | | | |
| Megargee, 2001 | | male Items | page 184 | N = 7568 | | D2 | |
| L | 65 | 8.5 | 60 | 7.5 | 1 | 4 | 25 |
| F | 55 | 6.5 | 50 | 5.5 | 1 | 0 | 25 |
| K | 47 | 4.9 | 51 | 5.7 | 0.64 | 0.0400000 | 16 |
| 1 | 70 | 9.5 | 48 | 5.1 | 19.36 | 0.16 | 484 |
| 2 | 57 | 6.9 | 50 | 5.5 | 1.96 | 0 | 49 |
| 3 | 52 | 5.9 | 45 | 4.5 | 1.96 | 1 | 49 |
| 4 | 62 | 7.9 | 52 | 5.9 | 4 | 0.16 | 100 |
| 5 | 48 | 5.1 | 47 | 4.9 | 0.0399999 | 0.36 | 1 |
| 6 | 57 | 6.9 | 51 | 5.7 | 1.44 | 0.0400000 | 36 |
| 7 | 62 | 7.9 | 47 | 4.9 | 9 | 0.36 | 225 |
| 8 | 70 | 9.5 | 47 | 4.9 | 21.16 | 0.36 | 529 |
| 9 | 75 | 10.5 | 51 | 5.7 | 23.04 | 0.0400000 | 576 |
| 0 | 59 | 7.3 | 49 | 5.3 | 4 | 0.0400000 | 100 |
| | | | | | Sum d2 | Sum D2 | 2215 |
| rp = | -0.2261278 | | | | 88.6 | 6.56 | 47.063786 |
| | | | | | | | |
| Megargee, 2001 | | female | Items | page 184 | N = 157 | D2 | |
| L | 65 | 8.5 | 57 | 6.9 | 2.56 | 1.96 | 64 |
| F | 55 | 6.5 | 54 | 6.3 | 0.0400000 | 0.64 | 1 |
| K | 47 | 4.9 | 49 | 5.3 | 0.16 | 0.0400000 | 4 |
| 1 | 70 | 9.5 | 47 | 4.9 | 21.16 | 0.36 | 529 |
| 2 | 57 | 6.9 | 47 | 4.9 | 4 | 0.36 | 100 |

| | | | | | | | |
|---|---|---|---|---|---|---|---|
| 3 | 52 | 5.9 | 45 | 4.5 | 1.96 | 1 | 49 |
| 4 | 62 | 7.9 | 51 | 5.7 | 4.84 | 0.0400000 | 121 |
| 5 | 48 | 5.1 | 59 | 7.3 | 4.84 | 3.24 | 121 |
| 6 | 57 | 6.9 | 53 | 6.1 | 0.6400000 | 0.36 | 16 |
| 7 | 62 | 7.9 | 49 | 5.3 | 6.76 | 0.0400000 | 169 |
| 8 | 70 | 9.5 | 50 | 5.5 | 16 | 0 | 400 |
| 9 | 75 | 10.5 | 51 | 5.7 | 23.04 | 0.0400000 | 576 |
| 0 | 59 | 7.3 | 49 | 5.3 | 4 | 0.0400000 | 100 |
| | | | | | Sum d2 | Sum D2 | 2250 |
| rp = | -0.2205044 | | | | 90 | 8.12 | 47.434164 |
| | | | | | | | |
| Megargee, 2001 | | male Easy | page 198 | N = 1349 | | D2 | |
| L | 65 | 8.5 | 63 | 8.1 | 0.16 | 6.76 | 4 |
| F | 55 | 6.5 | 47 | 4.9 | 2.56 | 0.36 | 64 |
| K | 47 | 4.9 | 56 | 6.7 | 3.24 | 1.44 | 81 |
| 1 | 70 | 9.5 | 60 | 7.5 | 4 | 4 | 100 |
| 2 | 57 | 6.9 | 55 | 6.5 | 0.16 | 1 | 4 |
| 3 | 52 | 5.9 | 64 | 8.3 | 5.76 | 7.84 | 144 |
| 4 | 62 | 7.9 | 59 | 7.3 | 0.3600000 | 3.24 | 9 |
| 5 | 48 | 5.1 | 46 | 4.7 | 0.16 | 0.64 | 4 |
| 6 | 57 | 6.9 | 54 | 6.3 | 0.3600000 | 0.64 | 9 |
| 7 | 62 | 7.9 | 50 | 5.5 | 5.76 | 0 | 144 |
| 8 | 70 | 9.5 | 49 | 5.3 | 17.64 | 0.0400000 | 441 |
| 9 | 75 | 10.5 | 50 | 5.5 | 25 | 0 | 625 |
| 0 | 59 | 7.3 | 47 | 4.9 | 5.76 | 0.36 | 144 |
| | | | | | Sum d2 | Sum D2 | 1773 |
| rp = | 0.0324693 | | | | 70.92 | 26.32 | 42.107006 |
| | | | | | | | |
| Megargee, 2001 | | female | Easy | page 198 | N = 56 | D2 | |
| L | 65 | 8.5 | 61 | 7.7 | 0.64 | 4.84 | 16 |
| F | 55 | 6.5 | 47 | 4.9 | 2.56 | 0.36 | 64 |
| K | 47 | 4.9 | 53 | 6.1 | 1.44 | 0.36 | 36 |
| 1 | 70 | 9.5 | 62 | 7.9 | 2.56 | 5.76 | 64 |
| 2 | 57 | 6.9 | 54 | 6.3 | 0.3600000 | 0.64 | 9 |
| 3 | 52 | 5.9 | 63 | 8.1 | 4.84 | 6.76 | 121 |
| 4 | 62 | 7.9 | 58 | 7.1 | 0.6400000 | 2.56 | 16 |
| 5 | 48 | 5.1 | 54 | 6.3 | 1.44 | 0.64 | 36 |
| 6 | 57 | 6.9 | 52 | 5.9 | 1 | 0.16 | 25 |
| 7 | 62 | 7.9 | 53 | 6.1 | 3.24 | 0.36 | 81 |
| 8 | 70 | 9.5 | 49 | 5.3 | 17.64 | 0.0400000 | 441 |
| 9 | 75 | 10.5 | 48 | 5.1 | 29.16 | 0.16 | 729 |
| 0 | 59 | 7.3 | 50 | 5.5 | 3.24 | 0 | 81 |
| | | | | | Sum d2 | Sum D2 | 1719 |
| rp = | 0.0230179 | | | | 68.76 | 22.64 | 41.460824 |
| | | | | | | | |
| Megargee, 2001 | | male Able | page 212 | N = 5429 | | D2 | |

| | | | | | | | |
|---|---|---|---|---|---|---|---|
| L | 65 | 8.5 | 55 | 6.5 | 4 | 1 | 100 |
| F | 55 | 6.5 | 51 | 5.7 | 0.64 | 0.0400000 | 16 |
| K | 47 | 4.9 | 51 | 5.7 | 0.64 | 0.0400000 | 16 |
| 1 | 70 | 9.5 | 48 | 5.1 | 19.36 | 0.16 | 484 |
| 2 | 57 | 6.9 | 47 | 4.9 | 4 | 0.36 | 100 |
| 3 | 52 | 5.9 | 46 | 4.7 | 1.44 | 0.64 | 36 |
| 4 | 62 | 7.9 | 61 | 7.7 | 0.0400000 | 4.84 | 1 |
| 5 | 48 | 5.1 | 42 | 3.9 | 1.44 | 2.56 | 36 |
| 6 | 57 | 6.9 | 48 | 5.1 | 3.24 | 0.16 | 81 |
| 7 | 62 | 7.9 | 46 | 4.7 | 10.24 | 0.64 | 256 |
| 8 | 70 | 9.5 | 48 | 5.1 | 19.36 | 0.16 | 484 |
| 9 | 75 | 10.5 | 65 | 8.5 | 4 | 9 | 100 |
| 0 | 59 | 7.3 | 43 | 4.1 | 10.24 | 1.96 | 256 |
| | | | | | Sum d2 | Sum D2 | 1966 |
| rp = | -0.0516180 | | | | 78.64 | 21.56 | 44.339598 |
| | | | | | | | |
| Megargee, 2001 | | female | Able | page 212 | N = 131 | D2 | |
| L | 65 | 8.5 | 55 | 6.5 | 4 | 1 | 100 |
| F | 55 | 6.5 | 52 | 5.9 | 0.36 | 0.16 | 9 |
| K | 47 | 4.9 | 52 | 5.9 | 1 | 0.16 | 25 |
| 1 | 70 | 9.5 | 47 | 4.9 | 21.16 | 0.36 | 529 |
| 2 | 57 | 6.9 | 44 | 4.3 | 6.76 | 1.44 | 169 |
| 3 | 52 | 5.9 | 46 | 4.7 | 1.44 | 0.64 | 36 |
| 4 | 62 | 7.9 | 60 | 7.5 | 0.16 | 4 | 4 |
| 5 | 48 | 5.1 | 62 | 7.9 | 7.84 | 5.76 | 196 |
| 6 | 57 | 6.9 | 50 | 5.5 | 1.96 | 0 | 49 |
| 7 | 62 | 7.9 | 47 | 4.9 | 9 | 0.36 | 225 |
| 8 | 70 | 9.5 | 50 | 5.5 | 16 | 0 | 400 |
| 9 | 75 | 10.5 | 65 | 8.5 | 4 | 9 | 100 |
| 0 | 59 | 7.3 | 43 | 4.1 | 10.24 | 1.96 | 256 |
| | | | | | Sum d2 | Sum D2 | 2098 |
| rp = | -0.0614722 | | | | 83.92 | 24.84 | 45.803929 |
| | | | | | | | |
| Megargee, 2001 | | male Baker | page 227 | N = 1718 | | D2 | |
| L | 65 | 8.5 | 59 | 7.3 | 1.44 | 3.24 | 36 |
| F | 55 | 6.5 | 53 | 6.1 | 0.16 | 0.36 | 4 |
| K | 47 | 4.9 | 47 | 4.9 | 0 | 0.36 | 0 |
| 1 | 70 | 9.5 | 50 | 5.5 | 16 | 0 | 400 |
| 2 | 57 | 6.9 | 57 | 6.9 | 0 | 1.96 | 0 |
| 3 | 52 | 5.9 | 45 | 4.5 | 1.96 | 1 | 49 |
| 4 | 62 | 7.9 | 59 | 7.3 | 0.3600000 | 3.24 | 9 |
| 5 | 48 | 5.1 | 42 | 3.9 | 1.44 | 2.56 | 36 |
| 6 | 57 | 6.9 | 50 | 5.5 | 1.96 | 0 | 49 |
| 7 | 62 | 7.9 | 54 | 6.3 | 2.56 | 0.64 | 64 |
| 8 | 70 | 9.5 | 51 | 5.7 | 14.44 | 0.0400000 | 361 |
| 9 | 75 | 10.5 | 52 | 5.9 | 21.16 | 0.16 | 529 |

| | | | | | | | |
|---|---|---|---|---|---|---|---|
| 0 | 59 | 7.3 | 57 | 6.9 | 0.16 | 1.96 | 4 |
| | | | | | Sum d2 | Sum D2 | 1541 |
| rp = | 0.0256085 | | | | 61.64 | 15.52 | 39.255572 |
| | | | | | | | |
| Megargee, 2001 | | female | Baker | page 227 | N = 40 | D2 | |
| L | 65 | 8.5 | 53 | 6.1 | 5.76 | 0.36 | 144 |
| F | 55 | 6.5 | 59 | 7.3 | 0.64 | 3.24 | 16 |
| K | 47 | 4.9 | 43 | 4.1 | 0.6400000 | 1.96 | 16 |
| 1 | 70 | 9.5 | 49 | 5.3 | 17.64 | 0.0400000 | 441 |
| 2 | 57 | 6.9 | 60 | 7.5 | 0.36 | 4 | 9 |
| 3 | 52 | 5.9 | 47 | 4.9 | 1 | 0.36 | 25 |
| 4 | 62 | 7.9 | 63 | 8.1 | 0.0399999 | 6.76 | 1 |
| 5 | 48 | 5.1 | 51 | 5.7 | 0.3600000 | 0.0400000 | 9 |
| 6 | 57 | 6.9 | 61 | 7.7 | 0.64 | 4.84 | 16 |
| 7 | 62 | 7.9 | 53 | 6.1 | 3.24 | 0.36 | 81 |
| 8 | 70 | 9.5 | 53 | 6.1 | 11.56 | 0.36 | 289 |
| 9 | 75 | 10.5 | 53 | 6.1 | 19.36 | 0.36 | 484 |
| 0 | 59 | 7.3 | 56 | 6.7 | 0.36 | 1.44 | 9 |
| | | | | | Sum d2 | Sum D2 | 1540 |
| rp = | 0.0879478 | | | | 61.6 | 24.12 | 39.242833 |
| | | | | | | | |
| Megargee, 2001 | | male Georg | ge p 241 | N = 4331 | | D2 | |
| L | 65 | 8.5 | 58 | 7.1 | 1.96 | 2.56 | 49 |
| F | 55 | 6.5 | 52 | 5.9 | 0.36 | 0.16 | 9 |
| K | 47 | 4.9 | 51 | 5.7 | 0.64 | 0.0400000 | 16 |
| 1 | 70 | 9.5 | 58 | 7.1 | 5.76 | 2.56 | 144 |
| 2 | 57 | 6.9 | 63 | 8.1 | 1.44 | 6.76 | 36 |
| 3 | 52 | 5.9 | 54 | 6.3 | 0.16 | 0.64 | 4 |
| 4 | 62 | 7.9 | 63 | 8.1 | 0.0399999 | 6.76 | 1 |
| 5 | 48 | 5.1 | 47 | 4.9 | 0.0399999 | 0.36 | 1 |
| 6 | 57 | 6.9 | 52 | 5.9 | 1 | 0.16 | 25 |
| 7 | 62 | 7.9 | 54 | 6.3 | 2.56 | 0.64 | 64 |
| 8 | 70 | 9.5 | 50 | 5.5 | 16 | 0 | 400 |
| 9 | 75 | 10.5 | 50 | 5.5 | 25 | 0 | 625 |
| 0 | 59 | 7.3 | 53 | 6.1 | 1.44 | 0.36 | 36 |
| | | | | | Sum d2 | Sum D2 | 1410 |
| rp = | 0.11012937 | | | | 56.4 | 21 | 37.549966 |
| | | | | | | | |
| Megargee, 2001 | | female | George | page 241 | N = 28 | D2 | |
| L | 65 | 8.5 | 56 | 6.7 | 3.24 | 1.44 | 81 |
| F | 55 | 6.5 | 57 | 6.9 | 0.16 | 1.96 | 4 |
| K | 47 | 4.9 | 47 | 4.9 | 0 | 0.36 | 0 |
| 1 | 70 | 9.5 | 62 | 7.9 | 2.56 | 5.76 | 64 |
| 2 | 57 | 6.9 | 65 | 8.5 | 2.56 | 9 | 64 |
| 3 | 52 | 5.9 | 58 | 7.1 | 1.44 | 2.56 | 36 |
| 4 | 62 | 7.9 | 60 | 7.5 | 0.16 | 4 | 4 |

| | | | | | | | |
|---|---|---|---|---|---|---|---|
| 5 | 48 | 5.1 | 53 | 6.1 | 1 | 0.36 | 25 |
| 6 | 57 | 6.9 | 54 | 6.3 | 0.3600000 | 0.64 | 9 |
| 7 | 62 | 7.9 | 58 | 7.1 | 0.6400000 | 2.56 | 16 |
| 8 | 70 | 9.5 | 53 | 6.1 | 11.56 | 0.36 | 289 |
| 9 | 75 | 10.5 | 49 | 5.3 | 27.04 | 0.0400000 | 676 |
| 0 | 59 | 7.3 | 55 | 6.5 | 0.64 | 1 | 16 |
| | | | | | Sum d2 | Sum D2 | 1284 |
| rp = | 0.2144386 | | | | 51.36 | 30.04 | 35.832945 |
| | | | | | | | |
| Megargee, 2001 | | male Delta | page 253 | N = 4798 | | D2 | |
| L | 65 | 8.5 | 56 | 6.7 | 3.24 | 1.44 | 81 |
| F | 55 | 6.5 | 54 | 6.3 | 0.0400000 | 0.64 | 1 |
| K | 47 | 4.9 | 53 | 6.1 | 1.44 | 0.36 | 36 |
| 1 | 70 | 9.5 | 49 | 5.3 | 17.64 | 0.0400000 | 441 |
| 2 | 57 | 6.9 | 58 | 7.1 | 0.0399999 | 2.56 | 1 |
| 3 | 52 | 5.9 | 52 | 5.9 | 0 | 0.16 | 0 |
| 4 | 62 | 7.9 | 75 | 10.5 | 6.76 | 25 | 169 |
| 5 | 48 | 5.1 | 47 | 4.9 | 0.0399999 | 0.36 | 1 |
| 6 | 57 | 6.9 | 57 | 6.9 | 0 | 1.96 | 0 |
| 7 | 62 | 7.9 | 55 | 6.5 | 1.96 | 1 | 49 |
| 8 | 70 | 9.5 | 54 | 6.3 | 10.24 | 0.64 | 256 |
| 9 | 75 | 10.5 | 49 | 5.3 | 27.04 | 0.0400000 | 676 |
| 0 | 59 | 7.3 | 51 | 5.7 | 2.56 | 0.0400000 | 64 |
| | | | | | Sum d2 | Sum D2 | 1775 |
| rp = | 0.0815006 | | | | 71 | 34.24 | 42.130748 |
| | | | | | | | |
| Megargee, 2001 | | female | Delta | page 253 | N = 84 | D2 | |
| L | 65 | 8.5 | 55 | 6.5 | 4 | 1 | 100 |
| F | 55 | 6.5 | 59 | 7.3 | 0.64 | 3.24 | 16 |
| K | 47 | 4.9 | 52 | 5.9 | 1 | 0.16 | 25 |
| 1 | 70 | 9.5 | 50 | 5.5 | 16 | 0 | 400 |
| 2 | 57 | 6.9 | 53 | 6.1 | 0.6400000 | 0.36 | 16 |
| 3 | 52 | 5.9 | 52 | 5.9 | 0 | 0.16 | 0 |
| 4 | 62 | 7.9 | 75 | 10.5 | 6.76 | 25 | 169 |
| 5 | 48 | 5.1 | 53 | 6.1 | 1 | 0.36 | 25 |
| 6 | 57 | 6.9 | 57 | 6.9 | 0 | 1.96 | 0 |
| 7 | 62 | 7.9 | 55 | 6.5 | 1.96 | 1 | 49 |
| 8 | 70 | 9.5 | 57 | 6.9 | 6.76 | 1.96 | 169 |
| 9 | 75 | 10.5 | 55 | 6.5 | 16 | 1 | 400 |
| 0 | 59 | 7.3 | 49 | 5.3 | 4 | 0.0400000 | 100 |
| | | | | | Sum d2 | Sum D2 | 1469 |
| rp = | 0.1859240 | | | | 58.76 | 36.24 | 38.327535 |
| | | | | | | | |
| Megargee, 2001 | | male | Jupiters | page 267 | N = 1462 | D2 | |
| L | 65 | 8.5 | 56 | 6.7 | 3.24 | 1.44 | 81 |
| F | 55 | 6.5 | 66 | 8.7 | 4.84 | 10.24 | 121 |

| | | | | | | | |
|---|---|---|---|---|---|---|---|
| K | 47 | 4.9 | 41 | 3.7 | 1.44 | 3.24 | 36 |
| 1 | 70 | 9.5 | 48 | 5.1 | 19.36 | 0.16 | 484 |
| 2 | 57 | 6.9 | 51 | 5.7 | 1.44 | 0.0400000 | 36 |
| 3 | 52 | 5.9 | 43 | 4.1 | 3.24 | 1.96 | 81 |
| 4 | 62 | 7.9 | 55 | 6.5 | 1.96 | 1 | 49 |
| 5 | 48 | 5.1 | 43 | 4.1 | 1 | 1.96 | 25 |
| 6 | 57 | 6.9 | 67 | 8.9 | 4 | 11.56 | 100 |
| 7 | 62 | 7.9 | 64 | 8.3 | 0.16 | 7.84 | 4 |
| 8 | 70 | 9.5 | 67 | 8.9 | 0.36 | 11.56 | 9 |
| 9 | 75 | 10.5 | 64 | 8.3 | 4.84 | 7.84 | 121 |
| 0 | 59 | 7.3 | 56 | 6.7 | 0.36 | 1.44 | 9 |
| | | | | | Sum d2 | Sum D2 | 1156 |
| rp = | 0.4067231 | | | | 46.24 | 60.28 | 34 |
| | | | | | | | |
| Megargee, 2001 | | male Foxt | rot p 278 | | N = 2594 | D2 | |
| L | 65 | 8.5 | 54 | 6.3 | 4.84 | 0.64 | 121 |
| F | 55 | 6.5 | 65 | 8.5 | 4 | 9 | 100 |
| K | 47 | 4.9 | 47 | 4.9 | 0 | 0.36 | 0 |
| 1 | 70 | 9.5 | 52 | 5.9 | 12.96 | 0.16 | 324 |
| 2 | 57 | 6.9 | 48 | 5.1 | 3.24 | 0.16 | 81 |
| 3 | 52 | 5.9 | 50 | 5.5 | 0.16 | 0 | 4 |
| 4 | 62 | 7.9 | 70 | 9.5 | 2.56 | 16 | 64 |
| 5 | 48 | 5.1 | 48 | 5.1 | 0 | 0.16 | 0 |
| 6 | 57 | 6.9 | 56 | 6.7 | 0.0400000 | 1.44 | 1 |
| 7 | 62 | 7.9 | 54 | 6.3 | 2.56 | 0.64 | 64 |
| 8 | 70 | 9.5 | 65 | 8.5 | 1 | 9 | 25 |
| 9 | 75 | 10.5 | 80 | 11.5 | 1 | 36 | 25 |
| 0 | 59 | 7.3 | 45 | 4.5 | 7.84 | 1 | 196 |
| | | | | | Sum d2 | Sum D2 | 1005 |
| rp = | 0.5101145 | | | | 40.2 | 74.56 | 31.701734 |
| | | | | | | | |
| Megargee, 2001 | | female | Foxtrots | page 278 | N = 70 | D2 | |
| L | 65 | 8.5 | 54 | 6.3 | 4.84 | 0.64 | 121 |
| F | 55 | 6.5 | 72 | 9.9 | 11.56 | 19.36 | 289 |
| K | 47 | 4.9 | 45 | 4.5 | 0.16 | 1 | 4 |
| 1 | 70 | 9.5 | 52 | 5.9 | 12.96 | 0.16 | 324 |
| 2 | 57 | 6.9 | 50 | 5.5 | 1.96 | 0 | 49 |
| 3 | 52 | 5.9 | 46 | 4.7 | 1.44 | 0.64 | 36 |
| 4 | 62 | 7.9 | 71 | 9.7 | 3.24 | 17.64 | 81 |
| 5 | 48 | 5.1 | 67 | 8.9 | 14.44 | 11.56 | 361 |
| 6 | 57 | 6.9 | 56 | 6.7 | 0.0400000 | 1.44 | 1 |
| 7 | 62 | 7.9 | 57 | 6.9 | 1 | 1.96 | 25 |
| 8 | 70 | 9.5 | 66 | 8.7 | 0.6400000 | 10.24 | 16 |
| 9 | 75 | 10.5 | 72 | 9.9 | 0.36 | 19.36 | 9 |
| 0 | 59 | 7.3 | 49 | 5.3 | 4 | 0.0400000 | 100 |
| | | | | | Sum d2 | Sum D2 | 1416 |

| | | | | | | | |
|---|---|---|---|---|---|---|---|
| rp = | 0.4039149 | | | | 56.64 | 84.04 | 37.629775 |
| | | | | | | | |
| Megargee, 2001 | | male Charli | ie p 293 | | N = 2750 | D2 | |
| L | 65 | 8.5 | 50 | 5.5 | 9 | 0 | 225 |
| F | 55 | 6.5 | 79 | 11.3 | 23.04 | 33.64 | 576 |
| K | 47 | 4.9 | 43 | 4.1 | 0.6400000 | 1.96 | 16 |
| 1 | 70 | 9.5 | 60 | 7.5 | 4 | 4 | 100 |
| 2 | 57 | 6.9 | 62 | 7.9 | 1 | 5.76 | 25 |
| 3 | 52 | 5.9 | 54 | 6.3 | 0.16 | 0.64 | 4 |
| 4 | 62 | 7.9 | 71 | 9.7 | 3.24 | 17.64 | 81 |
| 5 | 48 | 5.1 | 50 | 5.5 | 0.16 | 0 | 4 |
| 6 | 57 | 6.9 | 81 | 11.7 | 23.04 | 38.44 | 576 |
| 7 | 62 | 7.9 | 66 | 8.7 | 0.6399999 | 10.24 | 16 |
| 8 | 70 | 9.5 | 73 | 10.1 | 0.36 | 21.16 | 9 |
| 9 | 75 | 10.5 | 63 | 8.1 | 5.76 | 6.76 | 144 |
| 0 | 59 | 7.3 | 58 | 7.1 | 0.0400000 | 2.56 | 1 |
| | | | | | Sum d2 | Sum D2 | 1777 |
| rp = | 0.4599604 | | | | 71.08 | 142.8 | 42.154477 |
| | | | | | | | |
| Megargee, 2001 | | female | Charlies | page 293 | N = 107 | D2 | |
| L | 65 | 8.5 | 54 | 6.3 | 4.84 | 0.64 | 121 |
| F | 55 | 6.5 | 77 | 10.9 | 19.36 | 29.16 | 484 |
| K | 47 | 4.9 | 42 | 3.9 | 1 | 2.56 | 25 |
| 1 | 70 | 9.5 | 57 | 6.9 | 6.76 | 1.96 | 169 |
| 2 | 57 | 6.9 | 60 | 7.5 | 0.36 | 4 | 9 |
| 3 | 52 | 5.9 | 54 | 6.3 | 0.16 | 0.64 | 4 |
| 4 | 62 | 7.9 | 74 | 10.3 | 5.76 | 23.04 | 144 |
| 5 | 48 | 5.1 | 60 | 7.5 | 5.76 | 4 | 144 |
| 6 | 57 | 6.9 | 80 | 11.5 | 21.16 | 36 | 529 |
| 7 | 62 | 7.9 | 66 | 8.7 | 0.6399999 | 10.24 | 16 |
| 8 | 70 | 9.5 | 73 | 10.1 | 0.36 | 21.16 | 9 |
| 9 | 75 | 10.5 | 63 | 8.1 | 5.76 | 6.76 | 144 |
| 0 | 59 | 7.3 | 56 | 6.7 | 0.36 | 1.44 | 9 |
| | | | | | Sum d2 | Sum D2 | 1807 |
| rp = | 0.4508433 | | | | 72.28 | 141.6 | 42.508822 |
| | | | | | | | |
| Megargee, 2001 | | male How | page 309 | | N = 4054 | D2 | |
| L | 65 | 8.5 | 54 | 6.3 | 4.84 | 0.64 | 121 |
| F | 55 | 6.5 | 76 | 10.7 | 17.64 | 27.04 | 441 |
| K | 47 | 4.9 | 47 | 4.9 | 0 | 0.36 | 0 |
| 1 | 70 | 9.5 | 71 | 9.7 | 0.0399999 | 17.64 | 1 |
| 2 | 57 | 6.9 | 74 | 10.3 | 11.56 | 23.04 | 289 |
| 3 | 52 | 5.9 | 70 | 9.5 | 12.96 | 16 | 324 |
| 4 | 62 | 7.9 | 72 | 9.9 | 4 | 19.36 | 100 |
| 5 | 48 | 5.1 | 54 | 6.3 | 1.44 | 0.64 | 36 |
| 6 | 57 | 6.9 | 71 | 9.7 | 7.8399999 | 17.64 | 196 |

| | | | | | | | |
|---|---|---|---|---|---|---|---|
| 7 | 62 | 7.9 | 75 | 10.5 | 6.76 | 25 | 169 |
| 8 | 70 | 9.5 | 78 | 11.1 | 2.56 | 31.36 | 64 |
| 9 | 75 | 10.5 | 61 | 7.7 | 7.84 | 4.84 | 196 |
| 0 | 59 | 7.3 | 61 | 7.7 | 0.16 | 4.84 | 4 |
| | | | | | Sum d2 | Sum D2 | 1941 |
| rp = | 0.5076727 | | | | 77.64 | 188.4 | 44.056781 |
| | | | | | | | |
| Megargee, 2001 | | female | Hows | page 309 | N = 104 | D2 | |
| L | 65 | 8.5 | 53 | 6.1 | 5.76 | 0.36 | 144 |
| F | 55 | 6.5 | 76 | 10.7 | 17.64 | 27.04 | 441 |
| K | 47 | 4.9 | 43 | 4.1 | 0.6400000 | 1.96 | 16 |
| 1 | 70 | 9.5 | 68 | 9.1 | 0.16 | 12.96 | 4 |
| 2 | 57 | 6.9 | 73 | 10.1 | 10.24 | 21.16 | 256 |
| 3 | 52 | 5.9 | 67 | 8.9 | 9 | 11.56 | 225 |
| 4 | 62 | 7.9 | 74 | 10.3 | 5.76 | 23.04 | 144 |
| 5 | 48 | 5.1 | 56 | 6.7 | 2.56 | 1.44 | 64 |
| 6 | 57 | 6.9 | 72 | 9.9 | 9 | 19.36 | 225 |
| 7 | 62 | 7.9 | 72 | 9.9 | 4 | 19.36 | 100 |
| 8 | 70 | 9.5 | 75 | 10.5 | 1 | 25 | 25 |
| 9 | 75 | 10.5 | 60 | 7.5 | 9 | 4 | 225 |
| 0 | 59 | 7.3 | 59 | 7.3 | 0 | 3.24 | 0 |
| | | | | | Sum d2 | Sum D2 | 1869 |
| rp = | 0.4924643 | | | | 74.76 | 170.48 | 43.231932 |
| | | | | | | | |
| Alterman, 1985 | | male alcohl | olics w HA | | N = 50 | D2 | |
| L | 65 | 8.5 | 50 | 5.5 | 9 | 0 | 225 |
| F | 55 | 6.5 | 70 | 9.5 | 9 | 16 | 225 |
| K | 47 | 4.9 | 48 | 5.1 | 0.0399999 | 0.16 | 1 |
| 1 | 70 | 9.5 | 54 | 6.3 | 10.24 | 0.64 | 256 |
| 2 | 57 | 6.9 | 80 | 11.5 | 21.16 | 36 | 529 |
| 3 | 52 | 5.9 | 65 | 8.5 | 6.76 | 9 | 169 |
| 4 | 62 | 7.9 | 71 | 9.7 | 3.24 | 17.64 | 81 |
| 5 | 48 | 5.1 | 67 | 8.9 | 14.44 | 11.56 | 361 |
| 6 | 57 | 6.9 | 67 | 8.9 | 4 | 11.56 | 100 |
| 7 | 62 | 7.9 | 54 | 6.3 | 2.56 | 0.64 | 64 |
| 8 | 70 | 9.5 | 59 | 7.3 | 4.84 | 3.24 | 121 |
| 9 | 75 | 10.5 | 65 | 8.5 | 4 | 9 | 100 |
| 0 | 59 | 7.3 | 56 | 6.7 | 0.36 | 1.44 | 9 |
| | | | | | Sum d2 | Sum D2 | 2241 |
| rp = | 0.2993590 | | | | 89.64 | 116.88 | 47.339201 |
| | | | | | | | |
| Alterman, 1985 | | male alcoho | olics w/o | HA | N = 49 | D2 | |
| L | 65 | 8.5 | 50 | 5.5 | 9 | 0 | 225 |
| F | 55 | 6.5 | 64 | 8.3 | 3.24 | 7.84 | 81 |
| K | 47 | 4.9 | 51 | 5.7 | 0.64 | 0.0400000 | 16 |
| 1 | 70 | 9.5 | 49 | 5.3 | 17.64 | 0.0400000 | 441 |

| | | | | | | | |
|---|---|---|---|---|---|---|---|
| 2 | 57 | 6.9 | 75 | 10.5 | 12.96 | 25 | 324 |
| 3 | 52 | 5.9 | 64 | 8.3 | 5.76 | 7.84 | 144 |
| 4 | 62 | 7.9 | 64 | 8.3 | 0.16 | 7.84 | 4 |
| 5 | 48 | 5.1 | 61 | 7.7 | 6.76 | 4.84 | 169 |
| 6 | 57 | 6.9 | 62 | 7.9 | 1 | 5.76 | 25 |
| 7 | 62 | 7.9 | 44 | 4.3 | 12.96 | 1.44 | 324 |
| 8 | 70 | 9.5 | 46 | 4.7 | 23.04 | 0.64 | 576 |
| 9 | 75 | 10.5 | 60 | 7.5 | 9 | 4 | 225 |
| 0 | 59 | 7.3 | 53 | 6.1 | 1.44 | 0.36 | 36 |
| | | | | | Sum d2 | Sum D2 | 2590 |
| rp = | 0.0521500 | | | | 103.6 | 65.64 | 50.892042 |
| | | | | | | | |
| Leavitt, 2001 | | 97 females | with Axis | 1 other tha | n dissocia | D2 | |
| L | 65 | 8.5 | 52 | 5.9 | 6.76 | 0.16 | 169 |
| F | 55 | 6.5 | 75 | 10.5 | 16 | 25 | 400 |
| K | 47 | 4.9 | 48 | 5.1 | 0.0399999 | 0.16 | 1 |
| 1 | 70 | 9.5 | 69 | 9.3 | 0.0399999 | 14.44 | 1 |
| 2 | 57 | 6.9 | 75 | 10.5 | 12.96 | 25 | 324 |
| 3 | 52 | 5.9 | 70 | 9.5 | 12.96 | 16 | 324 |
| 4 | 62 | 7.9 | 66 | 8.7 | 0.6399999 | 10.24 | 16 |
| 5 | 48 | 5.1 | 57 | 6.9 | 3.24 | 1.96 | 81 |
| 6 | 57 | 6.9 | 67 | 8.9 | 4 | 11.56 | 100 |
| 7 | 62 | 7.9 | 70 | 9.5 | 2.56 | 16 | 64 |
| 8 | 70 | 9.5 | 73 | 10.1 | 0.36 | 21.16 | 9 |
| 9 | 75 | 10.5 | 56 | 6.7 | 14.44 | 1.44 | 361 |
| 0 | 59 | 7.3 | 59 | 7.3 | 0 | 3.24 | 0 |
| | | | | | Sum d2 | Sum D2 | 1850 |
| rp = | 0.4512828 | | | | 74 | 146.36 | 43.0116263 |
| | | | | | | | |
| Leavitt, 2001 | | 119 females | with disso | ciative diso | rder | D2 | |
| L | 65 | 8.5 | 47 | 4.9 | 12.96 | 0.36 | 324 |
| F | 55 | 6.5 | 96 | 14.7 | 67.24 | 84.64 | 1681 |
| K | 47 | 4.9 | 41 | 3.7 | 1.44 | 3.24 | 36 |
| 1 | 70 | 9.5 | 73 | 10.1 | 0.36 | 21.16 | 9 |
| 2 | 57 | 6.9 | 79 | 11.3 | 19.36 | 33.64 | 484 |
| 3 | 52 | 5.9 | 73 | 10.1 | 17.64 | 21.16 | 441 |
| 4 | 62 | 7.9 | 76 | 10.7 | 7.8399999 | 27.04 | 196 |
| 5 | 48 | 5.1 | 52 | 5.9 | 0.6400000 | 0.16 | 16 |
| 6 | 57 | 6.9 | 78 | 11.1 | 17.64 | 31.36 | 441 |
| 7 | 62 | 7.9 | 79 | 11.3 | 11.56 | 33.64 | 289 |
| 8 | 70 | 9.5 | 90 | 13.5 | 16 | 64 | 400 |
| 9 | 75 | 10.5 | 59 | 7.3 | 10.24 | 3.24 | 256 |
| 0 | 59 | 7.3 | 66 | 8.7 | 1.96 | 10.24 | 49 |
| | | | | | Sum d2 | Sum D2 | 4622 |
| rp = | 0.3491515 | | | | 184.88 | 333.88 | 67.985292 |
| | | | | | | | |

| | | | | | | | |
|---|---|---|---|---|---|---|---|
| Bagby, 1994 | | 67 fake goc | od | | | D2 | |
| L | 65 | 8.5 | 64.31 | 8.362 | 0.019044 | 8.191044 | 0.4760999 |
| F | 55 | 6.5 | 48.94 | 5.288 | 1.468944 | 0.0449440 | 36.7236 |
| K | 47 | 4.9 | 58.06 | 7.112 | 4.892944 | 2.598544 | 122.3236 |
| 1 | 70 | 9.5 | 47.81 | 5.062 | 19.695844 | 0.191844 | 492.3961 |
| 2 | 57 | 6.9 | 48.94 | 5.288 | 2.598544 | 0.0449440 | 64.9636 |
| 3 | 52 | 5.9 | 48.9 | 5.28 | 0.3844000 | 0.0484000 | 9.6100000 |
| 4 | 62 | 7.9 | 48.22 | 5.144 | 7.595536 | 0.126736 | 189.8884 |
| 5 | 48 | 5.1 | 56.1 | 6.72 | 2.6244 | 1.4884 | 65.61 |
| 6 | 57 | 6.9 | 48.13 | 5.126 | 3.147076 | 0.139876 | 78.6769 |
| 7 | 62 | 7.9 | 48.66 | 5.232 | 7.1182240 | 0.0718240 | 177.9556 |
| 8 | 70 | 9.5 | 50.39 | 5.578 | 15.382084 | 0.0060840 | 384.5521 |
| 9 | 75 | 10.5 | 52.58 | 6.016 | 20.106256 | 0.266256 | 502.6564 |
| 0 | 59 | 7.3 | 41.76 | 3.852 | 11.888704 | 2.715904 | 297.2176 |
| | | | | | Sum d2 | Sum D2 | 2423.05 |
| rp = | -0.1949687 | | | | 96.922 | 15.9348 | 49.224485 |
| | | | | | | | |
| Anderson, | 1983 | 21 males | accused of | f murder | Group 3 | D2 | |
| L | 65 | 8.5 | 53 | 6.1 | 5.76 | 0.36 | 144 |
| F | 55 | 6.5 | 55 | 6.5 | 0 | 1 | 0 |
| K | 47 | 4.9 | 61 | 7.7 | 7.84 | 4.84 | 196 |
| 1 | 70 | 9.5 | 52 | 5.9 | 12.96 | 0.16 | 324 |
| 2 | 57 | 6.9 | 63 | 8.1 | 1.44 | 6.76 | 36 |
| 3 | 52 | 5.9 | 56 | 6.7 | 0.64 | 1.44 | 16 |
| 4 | 62 | 7.9 | 67 | 8.9 | 1 | 11.56 | 25 |
| 5 | 48 | 5.1 | 53 | 6.1 | 1 | 0.36 | 25 |
| 6 | 57 | 6.9 | 56 | 6.7 | 0.0400000 | 1.44 | 1 |
| 7 | 62 | 7.9 | 52 | 5.9 | 4 | 0.16 | 100 |
| 8 | 70 | 9.5 | 55 | 6.5 | 9 | 1 | 225 |
| 9 | 75 | 10.5 | 58 | 7.1 | 11.56 | 2.56 | 289 |
| 0 | 59 | 7.3 | 47 | 4.9 | 5.76 | 0.36 | 144 |
| | | | | | Sum d2 | Sum D2 | 1525 |
| rp = | 0.1430177 | | | | 61 | 32 | 39.051248 |
| | | | | | | | |
| Bagby, 1994 | | 90 controls | | | | D2 | |
| L | 65 | 8.5 | 47.44 | 4.988 | 12.334144 | 0.262144 | 308.3536 |
| F | 55 | 6.5 | 63.65 | 8.23 | 2.9929 | 7.4529 | 74.8225 |
| K | 47 | 4.9 | 45.01 | 4.502 | 0.158404 | 0.996004 | 3.9601000 |
| 1 | 70 | 9.5 | 55.39 | 6.578 | 8.538084 | 1.162084 | 213.4521 |
| 2 | 57 | 6.9 | 54.77 | 6.454 | 0.198916 | 0.9101160 | 4.9728999 |
| 3 | 52 | 5.9 | 53.6 | 6.22 | 0.1024 | 0.5184000 | 2.56 |
| 4 | 62 | 7.9 | 58.52 | 7.204 | 0.484416 | 2.903616 | 12.1104 |
| 5 | 48 | 5.1 | 53.15 | 6.13 | 1.0609 | 0.3969 | 26.5225 |
| 6 | 57 | 6.9 | 56.35 | 6.77 | 0.0169 | 1.6129 | 0.4224999 |
| 7 | 62 | 7.9 | 59.2 | 7.34 | 0.3136 | 3.3856 | 7.8399999 |
| 8 | 70 | 9.5 | 62.94 | 8.088 | 1.993744 | 6.697744 | 49.8436 |

| | | | | | | | |
|---|---|---|---|---|---|---|---|
| 9 | 75 | 10.5 | 59.67 | 7.434 | 9.400356 | 3.740356 | 235.0089 |
| 0 | 59 | 7.3 | 51.65 | 5.83 | 2.1609 | 0.1089 | 54.0225 |
| | | | | | Sum d2 | Sum D2 | 993.8916 |
| rp = | 0.3333128 | | | | 39.755664 | 30.147664 | 31.526046 |
| | | | | | | | |
| Bagby, 1994 | | 95 psychia | tric patient | s | | D2 | |
| L | 65 | 8.5 | 53.35 | 6.17 | 5.4289 | 0.4489 | 135.7225 |
| F | 55 | 6.5 | 71.84 | 9.868 | 11.343424 | 19.079424 | 283.5856 |
| K | 47 | 4.9 | 45.86 | 4.672 | 0.0519840 | 0.6855840 | 1.2996 |
| 1 | 70 | 9.5 | 63.5 | 8.2 | 1.69 | 7.29 | 42.25 |
| 2 | 57 | 6.9 | 73.42 | 10.184 | 10.784656 | 21.939856 | 269.6164 |
| 3 | 52 | 5.9 | 65.67 | 8.634 | 7.474756 | 9.821956 | 186.8689 |
| 4 | 62 | 7.9 | 69.62 | 9.424 | 2.322576 | 15.397776 | 58.064400 |
| 5 | 48 | 5.1 | 52.61 | 6.022 | 0.8500840 | 0.272484 | 21.2521 |
| 6 | 57 | 6.9 | 69.79 | 9.458 | 6.5433640 | 15.665764 | 163.5841 |
| 7 | 62 | 7.9 | 71.83 | 9.866 | 3.865156 | 19.061956 | 96.6289 |
| 8 | 70 | 9.5 | 74.4 | 10.38 | 0.7744000 | 23.8144 | 19.36 |
| 9 | 75 | 10.5 | 53.83 | 6.266 | 17.926756 | 0.586756 | 448.1689 |
| 0 | 59 | 7.3 | 60.13 | 7.526 | 0.0510760 | 4.104676 | 1.2769000 |
| | | | | | Sum d2 | Sum D2 | 1727.6783 |
| rp = | 0.4614399 | | | | 69.107132 | 138.16953 | 41.565349 |
| | | | | | | | |
| Anderson, | 1983 | 25 males | accused of | f murder | Group 4 | D2 | |
| L | 65 | 8.5 | 50 | 5.5 | 9 | 0 | 225 |
| F | 55 | 6.5 | 70 | 9.5 | 9 | 16 | 225 |
| K | 47 | 4.9 | 49 | 5.3 | 0.16 | 0.0400000 | 4 |
| 1 | 70 | 9.5 | 54 | 6.3 | 10.24 | 0.64 | 256 |
| 2 | 57 | 6.9 | 70 | 9.5 | 6.76 | 16 | 169 |
| 3 | 52 | 5.9 | 55 | 6.5 | 0.36 | 1 | 9 |
| 4 | 62 | 7.9 | 74 | 10.3 | 5.76 | 23.04 | 144 |
| 5 | 48 | 5.1 | 61 | 7.7 | 6.76 | 4.84 | 169 |
| 6 | 57 | 6.9 | 70 | 9.5 | 6.76 | 16 | 169 |
| 7 | 62 | 7.9 | 66 | 8.7 | 0.6399999 | 10.24 | 16 |
| 8 | 70 | 9.5 | 76 | 10.7 | 1.44 | 27.04 | 36 |
| 9 | 75 | 10.5 | 70 | 9.5 | 1 | 16 | 25 |
| 0 | 59 | 7.3 | 54 | 6.3 | 1 | 0.64 | 25 |
| | | | | | Sum d2 | Sum D2 | 1472 |
| rp = | 0.5087602 | | | | 58.88 | 131.48 | 38.366652 |
| | | | | | | | |
| McNulty, | 1997 | 81 black | females | | | D2 | |
| L | 65 | 8.5 | 55.6 | 6.62 | 3.5344 | 1.2544 | 88.36 |
| F | 55 | 6.5 | 69.8 | 9.46 | 8.7615999 | 15.6816 | 219.04 |
| K | 47 | 4.9 | 45.4 | 4.58 | 0.1024 | 0.8464 | 2.56 |
| 1 | 70 | 9.5 | 62.6 | 8.02 | 2.1904 | 6.3504 | 54.76 |
| 2 | 57 | 6.9 | 68.2 | 9.14 | 5.0176 | 13.2496 | 125.44 |
| 3 | 52 | 5.9 | 62.4 | 7.98 | 4.3264 | 6.1504 | 108.16 |

| | | | | | | | |
|---|---|---|---|---|---|---|---|
| 4 | 62 | 7.9 | 69.1 | 9.32 | 2.0163999 | 14.5924 | 50.409999 |
| 5 | 48 | 5.1 | 52.1 | 5.92 | 0.6724 | 0.1764 | 16.81 |
| 6 | 57 | 6.9 | 66.9 | 8.88 | 3.9204 | 11.4244 | 98.010000 |
| 7 | 62 | 7.9 | 64.4 | 8.38 | 0.2304 | 8.2944 | 5.7600000 |
| 8 | 70 | 9.5 | 68 | 9.1 | 0.16 | 12.96 | 4 |
| 9 | 75 | 10.5 | 57.8 | 7.06 | 11.8336 | 2.4336 | 295.84 |
| 0 | 59 | 7.3 | 56.6 | 6.82 | 0.2304 | 1.7424 | 5.7599999 |
| | | | | | Sum d2 | Sum D2 | 1074.91 |
| rp = | 0.5414030 | | | | 42.9964 | 95.1564 | 32.785820 |
| | | | | | | | |
| Gass, 1996 | 6 | 80 male psy | females | | | D2 | |
| L | 65 | 8.5 | 50 | 5.5 | 9 | 0 | 225 |
| F | 55 | 6.5 | 70 | 9.5 | 9 | 16 | 225 |
| K | 47 | 4.9 | 40 | 3.5 | 1.96 | 4 | 49 |
| 1 | 70 | 9.5 | 72 | 9.9 | 0.16 | 19.36 | 4 |
| 2 | 57 | 6.9 | 76 | 10.7 | 14.44 | 27.04 | 361 |
| 3 | 52 | 5.9 | 65 | 8.5 | 6.76 | 9 | 169 |
| 4 | 62 | 7.9 | 67 | 8.9 | 1 | 11.56 | 25 |
| 5 | 48 | 5.1 | 49 | 5.3 | 0.0400000 | 0.0400000 | 1 |
| 6 | 57 | 6.9 | 66 | 8.7 | 3.24 | 10.24 | 81 |
| 7 | 62 | 7.9 | 73 | 10.1 | 4.84 | 21.16 | 121 |
| 8 | 70 | 9.5 | 74 | 10.3 | 0.6400000 | 23.04 | 16 |
| 9 | 75 | 10.5 | 57 | 6.9 | 12.96 | 1.96 | 324 |
| 0 | 59 | 7.3 | 63 | 8.1 | 0.64 | 6.76 | 16 |
| | | | | | Sum d2 | Sum D2 | 1617 |
| rp = | 0.5103709 | | | | 64.68 | 150.16 | 40.2119385 |
| | | | | | | | |
| Lanyon, | 2002 | 96 disability | ty litagating | | | D2 | |
| L | 65 | 8.5 | 57.7 | 7.04 | 2.1316 | 2.3716 | 53.29 |
| F | 55 | 6.5 | 63.4 | 8.18 | 2.8224 | 7.1824 | 70.56 |
| K | 47 | 4.9 | 51.6 | 5.82 | 0.8464 | 0.1024 | 21.16 |
| 1 | 70 | 9.5 | 76.5 | 10.8 | 1.69 | 28.09 | 42.25 |
| 2 | 57 | 6.9 | 74.6 | 10.42 | 12.3904 | 24.2064 | 309.76 |
| 3 | 52 | 5.9 | 80.4 | 11.58 | 32.2624 | 36.9664 | 806.56 |
| 4 | 62 | 7.9 | 61.4 | 7.78 | 0.0144000 | 5.1984 | 0.3600000 |
| 5 | 48 | 5.1 | 52.7 | 6.04 | 0.8836000 | 0.2916000 | 22.09 |
| 6 | 57 | 6.9 | 66.7 | 8.84 | 3.7636 | 11.1556 | 94.090000 |
| 7 | 62 | 7.9 | 70.6 | 9.62 | 2.9584 | 16.9744 | 73.959999 |
| 8 | 70 | 9.5 | 70.2 | 9.54 | 0.0016000 | 16.3216 | 0.0400000 |
| 9 | 75 | 10.5 | 50.1 | 5.52 | 24.8004 | 0.0004000 | 620.01 |
| 0 | 59 | 7.3 | 56.6 | 6.82 | 0.2304 | 1.7424 | 5.7599999 |
| | | | | | Sum d2 | Sum D2 | 2119.89 |
| rp = | 0.4044399 | | | | 84.7956 | 150.6036 | 46.042263 |
| | | | | | | | |
| Lanyon, | 2002 | 46 non-liti | gating | | | D2 | |
| L | 65 | 8.5 | 55.6 | 6.62 | 3.5344 | 1.2544 | 88.36 |

| | | | | | | | |
|---|---|---|---|---|---|---|---|
| F | 55 | 6.5 | 63.5 | 8.2 | 2.89 | 7.29 | 72.25 |
| K | 47 | 4.9 | 49.1 | 5.32 | 0.1764 | 0.03239999 | 4.4100000 |
| 1 | 70 | 9.5 | 65.7 | 8.64 | 0.73959999 | 9.8596 | 18.49 |
| 2 | 57 | 6.9 | 64.9 | 8.48 | 2.4964 | 8.8804 | 62.410000 |
| 3 | 52 | 5.9 | 66.6 | 8.82 | 8.52639999 | 11.0224 | 213.16 |
| 4 | 62 | 7.9 | 60 | 7.5 | 0.16 | 4 | 4 |
| 5 | 48 | 5.1 | 53.4 | 6.18 | 1.1664 | 0.4624 | 29.16 |
| 6 | 57 | 6.9 | 66.3 | 8.76 | 3.4596 | 10.6276 | 86.49 |
| 7 | 62 | 7.9 | 66.3 | 8.76 | 0.73959999 | 10.6276 | 18.49 |
| 8 | 70 | 9.5 | 66.9 | 8.88 | 0.38439999 | 11.4244 | 9.60999999 |
| 9 | 75 | 10.5 | 53.4 | 6.18 | 18.6624 | 0.4624 | 466.56 |
| 0 | 59 | 7.3 | 55.6 | 6.62 | 0.4624 | 1.2544 | 11.56 |
| | | | | | Sum d2 | Sum D2 | 1084.95 |
| rp = | 0.4893031 | | | | 43.398 | 77.198 | 32.938579 |
| | | | | | | | |
| Lawson, | 2003 | 91 intimate | violent | men | | D2 | |
| L | 65 | 8.5 | 58.3 | 7.16 | 1.7956 | 2.7556 | 44.89 |
| F | 55 | 6.5 | 57.5 | 7 | 0.25 | 2.25 | 6.25 |
| K | 47 | 4.9 | 49 | 5.3 | 0.16 | 0.0400000 | 4 |
| 1 | 70 | 9.5 | 55.3 | 6.56 | 8.6436 | 1.1236 | 216.09 |
| 2 | 57 | 6.9 | 52.7 | 6.04 | 0.73959999 | 0.2916000 | 18.49 |
| 3 | 52 | 5.9 | 50.4 | 5.58 | 0.1024 | 0.0064000 | 2.56 |
| 4 | 62 | 7.9 | 69 | 9.3 | 1.96 | 14.44 | 49 |
| 5 | 48 | 5.1 | 45.4 | 4.58 | 0.2704 | 0.8464 | 6.7600000 |
| 6 | 57 | 6.9 | 57.1 | 6.92 | 0.00039999 | 2.0164 | 0.0100000 |
| 7 | 62 | 7.9 | 53.6 | 6.22 | 2.8224 | 0.5184000 | 70.56 |
| 8 | 70 | 9.5 | 55.4 | 6.58 | 8.5264 | 1.1664 | 213.16 |
| 9 | 75 | 10.5 | 60.3 | 7.56 | 8.6436 | 4.2436 | 216.09 |
| 0 | 59 | 7.3 | 51 | 5.7 | 2.56 | 0.0400000 | 64 |
| | | | | | Sum d2 | Sum D2 | 911.86 |
| rp = | 0.3688065 | | | | 36.4744 | 29.7384 | 30.197019 |
| | | | | | | | |
| Lawson, | 2003 | 32 non- | intimate | violent | men. | D2 | |
| L | 65 | 8.5 | 58.03 | 7.106 | 1.943236 | 2.579236 | 48.5809 |
| F | 55 | 6.5 | 50.25 | 5.55 | 0.9025 | 0.00249999 | 22.5625 |
| K | 47 | 4.9 | 53.37 | 6.174 | 1.623076 | 0.45427599 | 40.5769 |
| 1 | 70 | 9.5 | 51.62 | 5.824 | 13.512976 | 0.104976 | 337.8244 |
| 2 | 57 | 6.9 | 48.71 | 5.242 | 2.748964 | 0.066564 | 68.7241 |
| 3 | 52 | 5.9 | 50.41 | 5.582 | 0.10112400 | 0.00672399 | 2.5281000 |
| 4 | 62 | 7.9 | 54.84 | 6.468 | 2.050624 | 0.93702400 | 51.2655999 |
| 5 | 48 | 5.1 | 40.43 | 3.586 | 2.292196 | 3.663396 | 57.3049 |
| 6 | 57 | 6.9 | 52.53 | 6.006 | 0.799236 | 0.256036 | 19.9809 |
| 7 | 62 | 7.9 | 48.93 | 5.286 | 6.832996 | 0.04579600 | 170.8249 |
| 8 | 70 | 9.5 | 50.84 | 5.668 | 14.684224 | 0.02822400 | 367.1056 |
| 9 | 75 | 10.5 | 57.47 | 6.994 | 12.292036 | 2.232036 | 307.3009 |
| 0 | 59 | 7.3 | 45.25 | 4.55 | 7.5625 | 0.9025 | 189.0625 |

| | | | | | | | |
|---|---|---|---|---|---|---|---|
| | | | | | Sum d2 | Sum D2 | 1683.6422 |
| rp = | -0.0523999 | | | | 67.345688 | 11.279288 | 41.032209 |
| | | | | | | | |
| Nieberding | , 2003 | 60 male | forensic | psychiatric | patients. | D2 | |
| L | 65 | 8.5 | 57 | 6.9 | 2.56 | 1.96 | 64 |
| F | 55 | 6.5 | 50 | 5.5 | 1 | 0 | 25 |
| K | 47 | 4.9 | 51 | 5.7 | 0.64 | 0.0400000 | 16 |
| 1 | 70 | 9.5 | 48 | 5.1 | 19.36 | 0.16 | 484 |
| 2 | 57 | 6.9 | 50 | 5.5 | 1.96 | 0 | 49 |
| 3 | 52 | 5.9 | 45 | 4.5 | 1.96 | 1 | 49 |
| 4 | 62 | 7.9 | 53 | 6.1 | 3.24 | 0.36 | 81 |
| 5 | 48 | 5.1 | 45 | 4.5 | 0.36 | 1 | 9 |
| 6 | 57 | 6.9 | 47 | 4.9 | 4 | 0.36 | 100 |
| 7 | 62 | 7.9 | 43 | 4.1 | 14.44 | 1.96 | 361 |
| 8 | 70 | 9.5 | 47 | 4.9 | 21.16 | 0.36 | 529 |
| 9 | 75 | 10.5 | 47 | 4.9 | 31.36 | 0.36 | 784 |
| 0 | 59 | 7.3 | 50 | 5.5 | 3.24 | 0 | 81 |
| | | | | | Sum d2 | Sum D2 | 2632 |
| rp = | -0.2981504 | | | | 105.28 | 7.56 | 51.303021 |
| | | | | | | | |
| Nieberding | , 2003 | 70 male | forensic | psychiatric | patients. | D2 | |
| L | 65 | 8.5 | 61 | 7.7 | 0.64 | 4.84 | 16 |
| F | 55 | 6.5 | 46 | 4.7 | 3.24 | 0.64 | 81 |
| K | 47 | 4.9 | 65 | 8.5 | 12.96 | 9 | 324 |
| 1 | 70 | 9.5 | 54 | 6.3 | 10.24 | 0.64 | 256 |
| 2 | 57 | 6.9 | 45 | 4.5 | 5.76 | 1 | 144 |
| 3 | 52 | 5.9 | 55 | 6.5 | 0.36 | 1 | 9 |
| 4 | 62 | 7.9 | 60 | 7.5 | 0.16 | 4 | 4 |
| 5 | 48 | 5.1 | 50 | 5.5 | 0.16 | 0 | 4 |
| 6 | 57 | 6.9 | 55 | 6.5 | 0.16 | 1 | 4 |
| 7 | 62 | 7.9 | 50 | 5.5 | 5.76 | 0 | 144 |
| 8 | 70 | 9.5 | 53 | 6.1 | 11.56 | 0.36 | 289 |
| 9 | 75 | 10.5 | 47 | 4.9 | 31.36 | 0.36 | 784 |
| 0 | 59 | 7.3 | 40 | 3.5 | 14.44 | 4 | 361 |
| | | | | | Sum d2 | Sum D2 | 2420 |
| rp = | -0.1190751 | | | | 96.8 | 26.84 | 49.193495 |
| | | | | | | | |
| Nieberding | , 2003 | 36 male | forensic | psychiatric | patients. | D2 | |
| L | 65 | 8.5 | 55 | 6.5 | 4 | 1 | 100 |
| F | 55 | 6.5 | 63 | 8.1 | 2.56 | 6.76 | 64 |
| K | 47 | 4.9 | 50 | 5.5 | 0.36 | 0 | 9 |
| 1 | 70 | 9.5 | 55 | 6.5 | 9 | 1 | 225 |
| 2 | 57 | 6.9 | 50 | 5.5 | 1.96 | 0 | 49 |
| 3 | 52 | 5.9 | 51 | 5.7 | 0.0400000 | 0.0400000 | 1 |
| 4 | 62 | 7.9 | 65 | 8.5 | 0.36 | 9 | 9 |
| 5 | 48 | 5.1 | 53 | 6.1 | 1 | 0.36 | 25 |

| | | | | | | | |
|---|---|---|---|---|---|---|---|
| 6 | 57 | 6.9 | 59 | 7.3 | 0.16 | 3.24 | 4 |
| 7 | 62 | 7.9 | 54 | 6.3 | 2.56 | 0.64 | 64 |
| 8 | 70 | 9.5 | 63 | 8.1 | 1.96 | 6.76 | 49 |
| 9 | 75 | 10.5 | 62 | 7.9 | 6.76 | 5.76 | 169 |
| 0 | 59 | 7.3 | 45 | 4.5 | 7.84 | 1 | 196 |
| | | | | | Sum d2 | Sum D2 | 964 |
| rp = | 0.3754454 | | | | 38.56 | 35.56 | 31.048349 |
| | | | | | | | |
| Nieberding | , 2003 | 68 male | forensic | psychiatric | patients. | D2 | |
| L | 65 | 8.5 | 66 | 8.7 | 0.0399999 | 10.24 | 1 |
| F | 55 | 6.5 | 55 | 6.5 | 0 | 1 | 0 |
| K | 47 | 4.9 | 50 | 5.5 | 0.36 | 0 | 9 |
| 1 | 70 | 9.5 | 62 | 7.9 | 2.56 | 5.76 | 64 |
| 2 | 57 | 6.9 | 61 | 7.7 | 0.64 | 4.84 | 16 |
| 3 | 52 | 5.9 | 61 | 7.7 | 3.24 | 4.84 | 81 |
| 4 | 62 | 7.9 | 64 | 8.3 | 0.16 | 7.84 | 4 |
| 5 | 48 | 5.1 | 48 | 5.1 | 0 | 0.16 | 0 |
| 6 | 57 | 6.9 | 54 | 6.3 | 0.3600000 | 0.64 | 9 |
| 7 | 62 | 7.9 | 56 | 6.7 | 1.44 | 1.44 | 36 |
| 8 | 70 | 9.5 | 59 | 7.3 | 4.84 | 3.24 | 121 |
| 9 | 75 | 10.5 | 47 | 4.9 | 31.36 | 0.36 | 784 |
| 0 | 59 | 7.3 | 48 | 5.1 | 4.84 | 0.16 | 121 |
| | | | | | Sum d2 | Sum D2 | 1246 |
| rp = | 0.2865731 | | | | 49.84 | 40.52 | 35.298725 |
| | | | | | | | |
| Nieberding | , 2003 | 30 male | forensic | psychiatric | patients. | D2 | |
| L | 65 | 8.5 | 50 | 5.5 | 9 | 0 | 225 |
| F | 55 | 6.5 | 75 | 10.5 | 16 | 25 | 400 |
| K | 47 | 4.9 | 41 | 3.7 | 1.44 | 3.24 | 36 |
| 1 | 70 | 9.5 | 63 | 8.1 | 1.96 | 6.76 | 49 |
| 2 | 57 | 6.9 | 64 | 8.3 | 1.96 | 7.84 | 49 |
| 3 | 52 | 5.9 | 55 | 6.5 | 0.36 | 1 | 9 |
| 4 | 62 | 7.9 | 66 | 8.7 | 0.6399999 | 10.24 | 16 |
| 5 | 48 | 5.1 | 56 | 6.7 | 2.56 | 1.44 | 64 |
| 6 | 57 | 6.9 | 70 | 9.5 | 6.76 | 16 | 169 |
| 7 | 62 | 7.9 | 67 | 8.9 | 1 | 11.56 | 25 |
| 8 | 70 | 9.5 | 73 | 10.1 | 0.36 | 21.16 | 9 |
| 9 | 75 | 10.5 | 57 | 6.9 | 12.96 | 1.96 | 324 |
| 0 | 59 | 7.3 | 64 | 8.3 | 1 | 7.84 | 25 |
| | | | | | Sum d2 | Sum D2 | 1400 |
| rp = | 0.4895168 | | | | 56 | 114.04 | 37.416573 |
| | | | | | | | |
| Nieberding | , 2003 | 27 male | forensic | psychiatric | patients. | D2 | |
| L | 65 | 8.5 | 67 | 8.9 | 0.16 | 11.56 | 4 |
| F | 55 | 6.5 | 69 | 9.3 | 7.84 | 14.44 | 196 |
| K | 47 | 4.9 | 59 | 7.3 | 5.76 | 3.24 | 144 |

| | | | | | | | |
|---|---|---|---|---|---|---|---|
| 1 | 70 | 9.5 | 70 | 9.5 | 0 | 16 | 0 |
| 2 | 57 | 6.9 | 68 | 9.1 | 4.84 | 12.96 | 121 |
| 3 | 52 | 5.9 | 70 | 9.5 | 12.96 | 16 | 324 |
| 4 | 62 | 7.9 | 68 | 9.1 | 1.44 | 12.96 | 36 |
| 5 | 48 | 5.1 | 47 | 4.9 | 0.0399999 | 0.36 | 1 |
| 6 | 57 | 6.9 | 63 | 8.1 | 1.44 | 6.76 | 36 |
| 7 | 62 | 7.9 | 70 | 9.5 | 2.56 | 16 | 64 |
| 8 | 70 | 9.5 | 72 | 9.9 | 0.16 | 19.36 | 4 |
| 9 | 75 | 10.5 | 47 | 4.9 | 31.36 | 0.36 | 784 |
| 0 | 59 | 7.3 | 57 | 6.9 | 0.16 | 1.96 | 4 |
| | | | | | Sum d2 | Sum D2 | 1718 |
| rp = | 0.4503279 | | | | 68.72 | 131.96 | 41.448763 |
| | | | | | | | |
| Nieberding | , 2003 | 9 male | forensic | psychiatric | patients. | D2 | |
| L | 65 | 8.5 | 68 | 9.1 | 0.36 | 12.96 | 9 |
| F | 55 | 6.5 | 68 | 9.1 | 6.76 | 12.96 | 169 |
| K | 47 | 4.9 | 59 | 7.3 | 5.76 | 3.24 | 144 |
| 1 | 70 | 9.5 | 70 | 9.5 | 0 | 16 | 0 |
| 2 | 57 | 6.9 | 79 | 11.3 | 19.36 | 33.64 | 484 |
| 3 | 52 | 5.9 | 80 | 11.5 | 31.36 | 36 | 784 |
| 4 | 62 | 7.9 | 73 | 10.1 | 4.84 | 21.16 | 121 |
| 5 | 48 | 5.1 | 60 | 7.5 | 5.76 | 4 | 144 |
| 6 | 57 | 6.9 | 75 | 10.5 | 12.96 | 25 | 324 |
| 7 | 62 | 7.9 | 82 | 11.9 | 16 | 40.96 | 400 |
| 8 | 70 | 9.5 | 84 | 12.3 | 7.84 | 46.24 | 196 |
| 9 | 75 | 10.5 | 45 | 4.5 | 36 | 1 | 900 |
| 0 | 59 | 7.3 | 58 | 7.1 | 0.0400000 | 2.56 | 1 |
| | | | | | Sum d2 | Sum D2 | 3676 |
| rp = | 0.3495532 | | | | 147.04 | 255.72 | 60.630025 |
| | | | | | | | |
| Forbes, | 1999 | 100 male V | Vietnam ve | terans with | PTSD | D2 | #124.1 |
| L | 65 | 8.5 | 50.5 | 5.6 | 8.41 | 0.0099999 | 210.25 |
| F | 55 | 6.5 | 91.5 | 13.8 | 53.29 | 68.89 | 1332.25 |
| K | 47 | 4.9 | 35.9 | 2.68 | 4.9284 | 7.9524 | 123.21 |
| 1 | 70 | 9.5 | 81.6 | 11.82 | 5.3823999 | 39.9424 | 134.56 |
| 2 | 57 | 6.9 | 84 | 12.3 | 29.16 | 46.24 | 729 |
| 3 | 52 | 5.9 | 75.4 | 10.58 | 21.9024 | 25.8064 | 547.56 |
| 4 | 62 | 7.9 | 72.4 | 9.98 | 4.3264 | 20.0704 | 108.16 |
| 5 | 48 | 5.1 | 52.3 | 5.96 | 0.7395999 | 0.2115999 | 18.49 |
| 6 | 57 | 6.9 | 75.2 | 10.54 | 13.2496 | 25.4016 | 331.24 |
| 7 | 62 | 7.9 | 84.9 | 12.48 | 20.9764 | 48.7204 | 524.41 |
| 8 | 70 | 9.5 | 91.3 | 13.76 | 18.1476 | 68.2276 | 453.69 |
| 9 | 75 | 10.5 | 59 | 7.3 | 10.24 | 3.24 | 256 |
| 0 | 59 | 7.3 | 73.2 | 10.14 | 8.0656 | 21.5296 | 201.64 |
| | | | | | Sum d2 | Sum D2 | 4970.46 |
| rp = | 0.3631909 | | | | 198.8184 | 376.2424 | 70.501489 |

| | | | | | | | |
|---|---|---|---|---|---|---|---|
| Litz, 1991 | | 29 male N | am vets w | ith PTSD | | D2 | |
| L | 65 | 8.5 | 48 | 5.1 | 11.56 | 0.16 | 289 |
| F | 55 | 6.5 | 92.2 | 13.94 | 55.3536 | 71.2336 | 1383.84 |
| K | 47 | 4.9 | 34.6 | 2.42 | 6.1504 | 9.4864 | 153.76 |
| 1 | 70 | 9.5 | 76.5 | 10.8 | 1.69 | 28.09 | 42.25 |
| 2 | 57 | 6.9 | 85.9 | 12.68 | 33.4084 | 51.5524 | 835.21 |
| 3 | 52 | 5.9 | 72.2 | 9.94 | 16.3216 | 19.7136 | 408.04 |
| 4 | 62 | 7.9 | 79 | 11.3 | 11.56 | 33.64 | 289 |
| 5 | 48 | 5.1 | 51.7 | 5.84 | 0.5476000 | 0.1156000 | 13.69 |
| 6 | 57 | 6.9 | 81.1 | 11.72 | 23.2324 | 38.6884 | 580.81 |
| 7 | 62 | 7.9 | 87 | 12.9 | 25 | 54.76 | 625 |
| 8 | 70 | 9.5 | 94 | 14.3 | 23.04 | 77.44 | 576 |
| 9 | 75 | 10.5 | 61 | 7.7 | 7.84 | 4.84 | 196 |
| 0 | 59 | 7.3 | 74 | 10.3 | 9.0000000 | 23.04 | 225 |
| | | | | | Sum d2 | Sum D2 | 5617.6 |
| rp = | 0.3456722 | | | | 224.704 | 412.76 | 74.950650 |
| | | | | | | | |
| Holden 199 | 93 in Wrigh | ht, 1997 | 80 forensic | females | | D2 | #240.1 |
| L | 65 | 8.5 | 58 | 7.1 | 1.96 | 2.56 | 49 |
| F | 55 | 6.5 | 82 | 11.9 | 29.16 | 40.96 | 729 |
| K | 47 | 4.9 | 49 | 5.3 | 0.16 | 0.0400000 | 4 |
| 1 | 70 | 9.5 | 71 | 9.7 | 0.0399999 | 17.64 | 1 |
| 2 | 57 | 6.9 | 73 | 10.1 | 10.24 | 21.16 | 256 |
| 3 | 52 | 5.9 | 65 | 8.5 | 6.76 | 9 | 169 |
| 4 | 62 | 7.9 | 70 | 9.5 | 2.56 | 16 | 64 |
| 5 | 48 | 5.1 | 50 | 5.5 | 0.16 | 0 | 4 |
| 6 | 57 | 6.9 | 73 | 10.1 | 10.24 | 21.16 | 256 |
| 7 | 62 | 7.9 | 69 | 9.3 | 1.96 | 14.44 | 49 |
| 8 | 70 | 9.5 | 75 | 10.5 | 1 | 25 | 25 |
| 9 | 75 | 10.5 | 56 | 6.7 | 14.44 | 1.44 | 361 |
| 0 | 59 | 7.3 | 57 | 6.9 | 0.16 | 1.96 | 4 |
| | | | | | Sum d2 | Sum D2 | 1971 |
| rp = | 0.4736279 | | | | 78.84 | 171.36 | 44.395945 |
| | | | | | | | |
| Wright, 19 | 97 | | 30 females | in forensic | setting | D2 | #543.1 |
| L | 65 | 8.5 | 62 | 7.9 | 0.36 | 5.76 | 9 |
| F | 55 | 6.5 | 87 | 12.9 | 40.96 | 54.76 | 1024 |
| K | 47 | 4.9 | 49 | 5.3 | 0.16 | 0.0400000 | 4 |
| 1 | 70 | 9.5 | 63 | 8.1 | 1.96 | 6.76 | 49 |
| 2 | 57 | 6.9 | 66 | 8.7 | 3.24 | 10.24 | 81 |
| 3 | 52 | 5.9 | 61 | 7.7 | 3.24 | 4.84 | 81 |
| 4 | 62 | 7.9 | 70 | 9.5 | 2.56 | 16 | 64 |
| 5 | 48 | 5.1 | 57 | 6.9 | 3.24 | 1.96 | 81 |
| 6 | 57 | 6.9 | 72 | 9.9 | 9 | 19.36 | 225 |
| 7 | 62 | 7.9 | 69 | 9.3 | 1.96 | 14.44 | 49 |

| | | | | | | | |
|---|---|---|---|---|---|---|---|
| 8 | 70 | 9.5 | 76 | 10.7 | 1.44 | 27.04 | 36 |
| 9 | 75 | 10.5 | 57 | 6.9 | 12.96 | 1.96 | 324 |
| 0 | 59 | 7.3 | 56 | 6.7 | 0.36 | 1.44 | 9 |
| | | | | | Sum d2 | Sum D2 | 2036 |
| rp = | 0.4486120 | | | | 81.44 | 164.6 | 45.122056 |
| | | | | | | | |
| Wright, 19 | 97 | | 131 males | in forensic | setting | D2 | #543.2 |
| L | 65 | 8.5 | 58 | 7.1 | 1.96 | 2.56 | 49 |
| F | 55 | 6.5 | 73 | 10.1 | 12.96 | 21.16 | 324 |
| K | 47 | 4.9 | 50 | 5.5 | 0.36 | 0 | 9 |
| 1 | 70 | 9.5 | 59 | 7.3 | 4.84 | 3.24 | 121 |
| 2 | 57 | 6.9 | 61 | 7.7 | 0.64 | 4.84 | 16 |
| 3 | 52 | 5.9 | 58 | 7.1 | 1.44 | 2.56 | 36 |
| 4 | 62 | 7.9 | 65 | 8.5 | 0.36 | 9 | 9 |
| 5 | 48 | 5.1 | 50 | 5.5 | 0.16 | 0 | 4 |
| 6 | 57 | 6.9 | 70 | 9.5 | 6.76 | 16 | 169 |
| 7 | 62 | 7.9 | 63 | 8.1 | 0.0399999 | 6.76 | 1 |
| 8 | 70 | 9.5 | 70 | 9.5 | 0 | 16 | 0 |
| 9 | 75 | 10.5 | 62 | 7.9 | 6.76 | 5.76 | 169 |
| 0 | 59 | 7.3 | 52 | 5.9 | 1.96 | 0.16 | 49 |
| | | | | | Sum d2 | Sum D2 | 956 |
| rp = | 0.5645638 | | | | 38.24 | 88.04 | 30.919249 |
| | | | | | | | |
| Wright, 19 | 97 | 44 mixed p | ersonality | disorders | (forensic) | D2 | #543.3 |
| L | 65 | 8.5 | 50 | 5.5 | 9 | 0 | 225 |
| F | 55 | 6.5 | 82 | 11.9 | 29.16 | 40.96 | 729 |
| K | 47 | 4.9 | 48 | 5.1 | 0.0399999 | 0.16 | 1 |
| 1 | 70 | 9.5 | 63 | 8.1 | 1.96 | 6.76 | 49 |
| 2 | 57 | 6.9 | 67 | 8.9 | 4 | 11.56 | 100 |
| 3 | 52 | 5.9 | 64 | 8.3 | 5.76 | 7.84 | 144 |
| 4 | 62 | 7.9 | 73 | 10.1 | 4.84 | 21.16 | 121 |
| 5 | 48 | 5.1 | 51 | 5.7 | 0.3600000 | 0.0400000 | 9 |
| 6 | 57 | 6.9 | 70 | 9.5 | 6.76 | 16 | 169 |
| 7 | 62 | 7.9 | 65 | 8.5 | 0.36 | 9 | 9 |
| 8 | 70 | 9.5 | 78 | 11.1 | 2.56 | 31.36 | 64 |
| 9 | 75 | 10.5 | 59 | 7.3 | 10.24 | 3.24 | 256 |
| 0 | 59 | 7.3 | 53 | 6.1 | 1.44 | 0.36 | 36 |
| | | | | | Sum d2 | Sum D2 | 1912 |
| rp = | 0.4423217 | | | | 76.48 | 148.44 | 43.726422 |
| | | | | | | | |
| Wright, 19 | 97 | 53 mixed f | ornsic | psychotics | | D2 | #543.4 |
| L | 65 | 8.5 | 55 | 6.5 | 4 | 1 | 100 |
| F | 55 | 6.5 | 73 | 10.1 | 12.96 | 21.16 | 324 |
| K | 47 | 4.9 | 54 | 6.3 | 1.96 | 0.64 | 49 |
| 1 | 70 | 9.5 | 60 | 7.5 | 4 | 4 | 100 |
| 2 | 57 | 6.9 | 59 | 7.3 | 0.16 | 3.24 | 4 |

| | | | | | | | |
|---|---|---|---|---|---|---|---|
| 3 | 52 | 5.9 | 55 | 6.5 | 0.36 | 1 | 9 |
| 4 | 62 | 7.9 | 65 | 8.5 | 0.36 | 9 | 9 |
| 5 | 48 | 5.1 | 53 | 6.1 | 1 | 0.36 | 25 |
| 6 | 57 | 6.9 | 73 | 10.1 | 10.24 | 21.16 | 256 |
| 7 | 62 | 7.9 | 65 | 8.5 | 0.36 | 9 | 9 |
| 8 | 70 | 9.5 | 74 | 10.3 | 0.6400000 | 23.04 | 16 |
| 9 | 75 | 10.5 | 65 | 8.5 | 4 | 9 | 100 |
| 0 | 59 | 7.3 | 56 | 6.7 | 0.36 | 1.44 | 9 |
| | | | | | Sum d2 | Sum D2 | 1010 |
| rp = | 0.5830753 | | | | 40.4 | 104.04 | 31.780497 |
| | | | | | | | |
| Trent, 2000 | | 34 African | American | Vet Nam | PTSDs | D2 | #508.1 |
| L | 65 | 8.5 | 50.56 | 5.612 | 8.340544 | 0.012544 | 208.5136 |
| F | 55 | 6.5 | 89.74 | 13.448 | 48.274704 | 63.170704 | 1206.8676 |
| K | 47 | 4.9 | 37.18 | 2.936 | 3.857296 | 6.574096 | 96.4324 |
| 1 | 70 | 9.5 | 75.32 | 10.564 | 1.132096 | 25.644096 | 28.302399 |
| 2 | 57 | 6.9 | 83.94 | 12.288 | 29.030544 | 46.076944 | 725.7636 |
| 3 | 52 | 5.9 | 72.12 | 9.924 | 16.192576 | 19.571776 | 404.8144 |
| 4 | 62 | 7.9 | 73.91 | 10.282 | 5.673924 | 22.867524 | 141.8481 |
| 5 | 48 | 5.1 | 52.06 | 5.912 | 0.6593440 | 0.1697440 | 16.4836 |
| 6 | 57 | 6.9 | 83.21 | 12.142 | 27.478564 | 44.116164 | 686.9641 |
| 7 | 62 | 7.9 | 85.18 | 12.536 | 21.492496 | 49.505296 | 537.3124 |
| 8 | 70 | 9.5 | 89.85 | 13.47 | 15.7609 | 63.5209 | 394.0225 |
| 9 | 75 | 10.5 | 63.94 | 8.288 | 4.892944 | 7.772944 | 122.3236 |
| 0 | 59 | 7.3 | 70.35 | 9.57 | 5.1528999 | 16.5649 | 128.8225 |
| | | | | | Sum d2 | Sum D2 | 4698.4708 |
| rp = | 0.3765158 | | | | 187.93883 | 365.56763 | 68.545392 |
| | | | | | | | |
| Trent, 2000 | | 34 White | | Vet Nam | PTSDs | D2 | #508.2 |
| L | 65 | 8.5 | 51.35 | 5.77 | 7.4529 | 0.0729000 | 186.3225 |
| F | 55 | 6.5 | 83.74 | 12.248 | 33.039504 | 45.535504 | 825.9876 |
| K | 47 | 4.9 | 39.12 | 3.324 | 2.483776 | 4.734976 | 62.0944 |
| 1 | 70 | 9.5 | 73.71 | 10.242 | 0.5505639 | 22.486564 | 13.7641 |
| 2 | 57 | 6.9 | 82.5 | 12 | 26.01 | 42.25 | 650.25 |
| 3 | 52 | 5.9 | 71.26 | 9.752 | 14.837904 | 18.079504 | 370.9476 |
| 4 | 62 | 7.9 | 71.91 | 9.882 | 3.928324 | 19.201924 | 98.208099 |
| 5 | 48 | 5.1 | 51.59 | 5.818 | 0.5155240 | 0.101124 | 12.8881 |
| 6 | 57 | 6.9 | 78.09 | 11.118 | 17.791524 | 31.561924 | 444.7881 |
| 7 | 62 | 7.9 | 82.65 | 12.03 | 17.0569 | 42.6409 | 426.4225 |
| 8 | 70 | 9.5 | 86.53 | 12.806 | 10.929636 | 53.377636 | 273.2409 |
| 9 | 75 | 10.5 | 58.03 | 7.106 | 11.519236 | 2.579236 | 287.9809 |
| 0 | 59 | 7.3 | 72.44 | 9.988 | 7.225344 | 20.142144 | 180.6336 |
| | | | | | Sum d2 | Sum D2 | 3833.5284 |
| rp = | 0.3932676 | | | | 153.341136 | 302.764336 | 61.915494 |
| | | | | | | | |
| Rollstin, | 1998 | 50 battered | d females | | | | #454.001 |

| | | | | | | | |
|---|---|---|---|---|---|---|---|
| L | 65 | 8.5 | 49.9 | 5.48 | 9.1204 | 0.0004000 | 228.01 |
| F | 55 | 6.5 | 72.7 | 10.04 | 12.5316 | 20.6116 | 313.29 |
| K | 47 | 4.9 | 44.2 | 4.34 | 0.3136 | 1.3456 | 7.8399999 |
| 1 | 70 | 9.5 | 58.9 | 7.28 | 4.9284 | 3.1684 | 123.21 |
| 2 | 57 | 6.9 | 61.4 | 7.78 | 0.7743999 | 5.1984 | 19.36 |
| 3 | 52 | 5.9 | 56.8 | 6.86 | 0.9215999 | 1.8496 | 23.04 |
| 4 | 62 | 7.9 | 68.2 | 9.14 | 1.5376 | 13.2496 | 38.44 |
| 5 | 48 | 5.1 | 52.3 | 5.96 | 0.7395999 | 0.2115999 | 18.49 |
| 6 | 57 | 6.9 | 68 | 9.1 | 4.84 | 12.96 | 121 |
| 7 | 62 | 7.9 | 61.7 | 7.84 | 0.0035999 | 5.4756 | 0.0899999 |
| 8 | 70 | 9.5 | 67.7 | 9.04 | 0.2115999 | 12.5316 | 5.2899999 |
| 9 | 75 | 10.5 | 56.3 | 6.76 | 13.9876 | 1.5876 | 349.69 |
| 0 | 59 | 7.3 | 53.8 | 6.26 | 1.0816 | 0.5776 | 27.04 |
| | | | | | Sum d2 | Sum D2 | 1274.79 |
| rp = | 0.4306406 | | | | 50.9916 | 78.7676 | 35.704201 |
| | | | | | | | |
| Elhai, | 2001 | 10 normals | faking PT | SD | mixed | | #116.1 |
| L | 65 | 8.5 | 60.3 | 7.56 | 0.8836000 | 4.2436 | 22.09 |
| F | 55 | 6.5 | 77.2 | 10.94 | 19.7136 | 29.5936 | 492.84 |
| K | 47 | 4.9 | 44.3 | 4.36 | 0.2916000 | 1.2996 | 7.2900000 |
| 1 | 70 | 9.5 | 59.5 | 7.4 | 4.41 | 3.61 | 110.25 |
| 2 | 57 | 6.9 | 61.9 | 7.88 | 0.9603999 | 5.6644 | 24.01 |
| 3 | 52 | 5.9 | 51.8 | 5.86 | 0.0016000 | 0.1296 | 0.0400000 |
| 4 | 62 | 7.9 | 62.8 | 8.06 | 0.0255999 | 6.5535999 | 0.6399999 |
| 5 | 48 | 5.1 | 59.5 | 7.4 | 5.29 | 3.61 | 132.25 |
| 6 | 57 | 6.9 | 58.8 | 7.26 | 0.1296 | 3.0976 | 3.2399999 |
| 7 | 62 | 7.9 | 64.7 | 8.44 | 0.2916000 | 8.6436000 | 7.2900000 |
| 8 | 70 | 9.5 | 70.6 | 9.62 | 0.0143999 | 16.9744 | 0.3599999 |
| 9 | 75 | 10.5 | 59 | 7.3 | 10.24 | 3.24 | 256 |
| 0 | 59 | 7.3 | 60.7 | 7.64 | 0.1156000 | 4.5796 | 2.8900000 |
| | | | | | Sum d2 | Sum D2 | 1059.19 |
| rp = | 0.5368831 | | | | 42.3676 | 91.2396 | 32.545199 |
| | | | | | | | |
| Elhai, | 2001 | 69 normals | faking PT | SD | mixed | | #116.2 |
| L | 65 | 8.5 | 54.58 | 6.416 | 4.343056 | 0.8390559 | 108.5764 |
| F | 55 | 6.5 | 117.22 | 18.944 | 154.85313 | 180.741136 | 3871.3284 |
| K | 47 | 4.9 | 37.67 | 3.034 | 3.481956 | 6.081156 | 87.0489 |
| 1 | 70 | 9.5 | 83.14 | 12.128 | 6.906384 | 43.930384 | 172.6596 |
| 2 | 57 | 6.9 | 90.13 | 13.526 | 43.903876 | 64.416676 | 1097.5969 |
| 3 | 52 | 5.9 | 81.04 | 11.708 | 33.732864 | 38.539264 | 843.3216 |
| 4 | 62 | 7.9 | 87.93 | 13.086 | 26.894596 | 57.547396 | 672.3649 |
| 5 | 48 | 5.1 | 61.41 | 7.782 | 7.193124 | 5.207524 | 179.8281 |
| 6 | 57 | 6.9 | 103.28 | 16.156 | 85.673536 | 113.550336 | 2141.8384 |
| 7 | 62 | 7.9 | 90.46 | 13.592 | 32.398864 | 65.480464 | 809.9716 |
| 8 | 70 | 9.5 | 109.22 | 17.344 | 61.528336 | 140.280336 | 1538.2084 |
| 9 | 75 | 10.5 | 66.46 | 8.792 | 2.9172640 | 10.837264 | 72.931600 |

| | | | | | | | | |
|---|---|---|---|---|---|---|---|---|
| 0 | 59 | 7.3 | 76.03 | 10.706 | 11.600836 | 27.102436 | 290.0209 | |
| | | | | | Sum d2 | Sum D2 | 11885.695 | |
| rp = | 0.2567615 | | | | 475.42782 | 754.55342 | 109.02153 | |
| | | | | | | | | |
| Elhai, | 2000 | 122 male | PTSDs | combat | | | 117.1 | |
| L | 65 | 8.5 | 52.06 | 5.912 | 6.697744 | 0.1697440 | 167.4436 | |
| F | 55 | 6.5 | 87.47 | 12.994 | 42.172036 | 56.160036 | 1054.3009 | |
| K | 47 | 4.9 | 38.94 | 3.288 | 2.598544 | 4.892944 | 64.9636 | |
| 1 | 70 | 9.5 | 68.41 | 9.182 | 0.1011240 | 13.557124 | 2.5281000 | |
| 2 | 57 | 6.9 | 81.72 | 11.844 | 24.443136 | 40.246336 | 611.0784 | |
| 3 | 52 | 5.9 | 75.74 | 10.648 | 22.543504 | 26.501904 | 563.5876 | |
| 4 | 62 | 7.9 | 61.04 | 7.708 | 0.0368640 | 4.875264 | 0.9216000 | |
| 5 | 48 | 5.1 | 50.55 | 5.61 | 0.2601 | 0.0120999 | 6.5024999 | |
| 6 | 57 | 6.9 | 79.17 | 11.334 | 19.660356 | 34.035556 | 491.5089 | |
| 7 | 62 | 7.9 | 62.32 | 7.964 | 0.0040960 | 6.071296 | 0.1024 | |
| 8 | 70 | 9.5 | 73.07 | 10.114 | 0.3769959 | 21.288996 | 9.4248999 | |
| 9 | 75 | 10.5 | 53.95 | 6.29 | 17.7241 | 0.6241000 | 443.1025 | |
| 0 | 59 | 7.3 | 70.13 | 9.526 | 4.955076 | 16.208676 | 123.8769 | |
| | | | | | Sum d2 | Sum D2 | 3539.3419 | |
| rp = | 0.3186657 | | | | 141.57367 | 224.64407 | 59.492368 | |
| | | | | | | | | |
| Elhai, | 2000 | 64 mixed | PTSDs | due to CSA | A | | 117.2 | |
| L | 65 | 8.5 | 50.98 | 5.696 | 7.862416 | 0.0384159 | 196.5604 | |
| F | 55 | 6.5 | 88.28 | 13.156 | 44.302336 | 58.614336 | 1107.5584 | |
| K | 47 | 4.9 | 40.17 | 3.534 | 1.865956 | 3.865156 | 46.6489 | |
| 1 | 70 | 9.5 | 71.4 | 9.78 | 0.0784000 | 18.3184 | 1.9600000 | |
| 2 | 57 | 6.9 | 78.27 | 11.154 | 18.096516 | 31.967716 | 452.4129 | |
| 3 | 52 | 5.9 | 71.62 | 9.824 | 15.397776 | 18.696976 | 384.9444 | |
| 4 | 62 | 7.9 | 78.17 | 11.134 | 10.458756 | 31.741956 | 261.4689 | |
| 5 | 48 | 5.1 | 51.68 | 5.836 | 0.5416960 | 0.112896 | 13.5424 | |
| 6 | 57 | 6.9 | 79.25 | 11.35 | 19.8025 | 34.2225 | 495.0625 | |
| 7 | 62 | 7.9 | 78.95 | 11.29 | 11.4921 | 33.5241 | 287.3025 | |
| 8 | 70 | 9.5 | 85.52 | 12.604 | 9.634816 | 50.466816 | 240.8704 | |
| 9 | 75 | 10.5 | 59.92 | 7.484 | 9.096256 | 3.936256 | 227.4064 | |
| 0 | 59 | 7.3 | 63.3 | 8.16 | 0.7396000 | 7.0756 | 18.49 | |
| | | | | | Sum d2 | Sum D2 | 3734.2281 | |
| rp = | 0.3919560 | | | | 149.36912 | 292.58112 | 61.108330 | |
| | | | | | | | | |
| Palav, 2001 | 1 | 27 TBI pat | ients with | verifiable b | rain damag | e +48 mos. | 407.1 | |
| L | 65 | 8.5 | 50.85 | 5.67 | 8.0089 | 0.0289 | 200.2225 | |
| F | 55 | 6.5 | 60.04 | 7.508 | 1.016064 | 4.032064 | 25.4016 | |
| K | 47 | 4.9 | 51.48 | 5.796 | 0.8028159 | 0.0876159 | 20.0704 | |
| 1 | 70 | 9.5 | 60.07 | 7.514 | 3.944196 | 4.056196 | 98.6049 | |
| 2 | 57 | 6.9 | 60.59 | 7.618 | 0.515524 | 4.485924 | 12.8881 | |
| 3 | 52 | 5.9 | 65.3 | 8.56 | 7.0755999 | 9.3635999 | 176.89 | |
| 4 | 62 | 7.9 | 61.52 | 7.804 | 0.0092160 | 5.308416 | 0.2303999 | |

| | | | | | | | |
|---|---|---|---|---|---|---|---|
| 5 | 48 | 5.1 | 54.81 | 6.462 | 1.855044 | 0.9254440( | 46.3761 |
| 6 | 57 | 6.9 | 57.44 | 6.988 | 0.0077439 | 2.214144 | 0.1935999 |
| 7 | 62 | 7.9 | 60.89 | 7.678 | 0.0492840( | 4.743684 | 1.2321 |
| 8 | 70 | 9.5 | 64.56 | 8.412 | 1.183744 | 8.4797440( | 29.5936 |
| 9 | 75 | 10.5 | 54.78 | 6.456 | 16.353936 | 0.9139360( | 408.8484 |
| 0 | 59 | 7.3 | 49.41 | 5.382 | 3.678724 | 0.0139240( | 91.968100( |
| | | | | | Sum d2 | Sum D2 | 1112.5198 |
| rp = | 0.3574560 | | | | 44.500792 | 44.653592 | 33.354456 |
| | | | | | | | |
| Graham bo | ok 1999 | 48 men WN | NL | | LP=1,3,5,7 | 7,8 | 169.01 |
| L | 65 | 8.5 | 52 | 5.9 | 6.76 | 0.16 | 169 |
| F | 55 | 6.5 | 51 | 5.7 | 0.64 | 0.0400000( | 16 |
| K | 47 | 4.9 | 47 | 4.9 | 0 | 0.36 | 0 |
| 1 | 70 | 9.5 | 46 | 4.7 | 23.04 | 0.64 | 576 |
| 2 | 57 | 6.9 | 49 | 5.3 | 2.56 | 0.0400000( | 64 |
| 3 | 52 | 5.9 | 46 | 4.7 | 1.44 | 0.64 | 36 |
| 4 | 62 | 7.9 | 53 | 6.1 | 3.24 | 0.36 | 81 |
| 5 | 48 | 5.1 | 46 | 4.7 | 0.16 | 0.64 | 4 |
| 6 | 57 | 6.9 | 49 | 5.3 | 2.56 | 0.0400000( | 64 |
| 7 | 62 | 7.9 | 46 | 4.7 | 10.24 | 0.64 | 256 |
| 8 | 70 | 9.5 | 46 | 4.7 | 23.04 | 0.64 | 576 |
| 9 | 75 | 10.5 | 50 | 5.5 | 25 | 0 | 625 |
| 0 | 59 | 7.3 | 51 | 5.7 | 2.56 | 0.0400000( | 64 |
| | | | | | Sum d2 | Sum D2 | 2531 |
| rp = | -0.3076724 | | | | 101.24 | 4.24 | 50.309044 |
| | | | | | | | |
| Graham bo | ok 1999 | 48 women \ | WNL | | LP=1,3 | | 169.02 |
| L | 65 | 8.5 | 52 | 5.9 | 6.76 | 0.16 | 169 |
| F | 55 | 6.5 | 50 | 5.5 | 1 | 0 | 25 |
| K | 47 | 4.9 | 49 | 5.3 | 0.16 | 0.0400000( | 4 |
| 1 | 70 | 9.5 | 47 | 4.9 | 21.16 | 0.36 | 529 |
| 2 | 57 | 6.9 | 49 | 5.3 | 2.56 | 0.0400000( | 64 |
| 3 | 52 | 5.9 | 47 | 4.9 | 1 | 0.36 | 25 |
| 4 | 62 | 7.9 | 53 | 6.1 | 3.24 | 0.36 | 81 |
| 5 | 48 | 5.1 | 53 | 6.1 | 1 | 0.36 | 25 |
| 6 | 57 | 6.9 | 50 | 5.5 | 1.96 | 0 | 49 |
| 7 | 62 | 7.9 | 48 | 5.1 | 7.84 | 0.16 | 196 |
| 8 | 70 | 9.5 | 48 | 5.1 | 19.36 | 0.16 | 484 |
| 9 | 75 | 10.5 | 48 | 5.1 | 29.16 | 0.16 | 729 |
| 0 | 59 | 7.3 | 48 | 5.1 | 4.84 | 0.16 | 121 |
| | | | | | Sum d2 | Sum D2 | 2501 |
| rp = | -0.3187450 | | | | 100.04 | 2.32 | 50.009999( |
| | | | | | | | |
| Graham bo | ok 1999 | 5 men Cod | e 12/21 | | LP = 5-9 | | 169.03 |
| L | 65 | 8.5 | 56 | 6.7 | 3.24 | 1.44 | 81 |
| F | 55 | 6.5 | 62 | 7.9 | 1.96 | 5.76 | 49 |

| | | | | | | | |
|---|---|---|---|---|---|---|---|
| K | 47 | 4.9 | 42 | 3.9 | 1 | 2.56 | 25 |
| 1 | 70 | 9.5 | 83 | 12.1 | 6.76 | 43.56 | 169 |
| 2 | 57 | 6.9 | 82 | 11.9 | 25 | 40.96 | 625 |
| 3 | 52 | 5.9 | 72 | 9.9 | 16 | 19.36 | 400 |
| 4 | 62 | 7.9 | 65 | 8.5 | 0.36 | 9 | 9 |
| 5 | 48 | 5.1 | 50 | 5.5 | 0.16 | 0 | 4 |
| 6 | 57 | 6.9 | 56 | 6.7 | 0.0400000 | 1.44 | 1 |
| 7 | 62 | 7.9 | 63 | 8.1 | 0.0399999 | 6.76 | 1 |
| 8 | 70 | 9.5 | 69 | 9.3 | 0.0399999 | 14.44 | 1 |
| 9 | 75 | 10.5 | 55 | 6.5 | 16 | 1 | 400 |
| 0 | 59 | 7.3 | 65 | 8.5 | 1.44 | 9 | 36 |
| | | | | | Sum d2 | Sum D2 | 1801 |
| rp = | 0.4792540 | | | | 72.04 | 155.28 | 42.438190 |
| | | | | | | | |
| Graham bo | ok 1999 | 10 women | Code 12/2 | 1 | LP = 9-5 | | 169.04 |
| L | 65 | 8.5 | 51 | 5.7 | 7.84 | 0.0400000 | 196 |
| F | 55 | 6.5 | 73 | 10.1 | 12.96 | 21.16 | 324 |
| K | 47 | 4.9 | 36 | 2.7 | 4.84 | 7.84 | 121 |
| 1 | 70 | 9.5 | 78 | 11.1 | 2.56 | 31.36 | 64 |
| 2 | 57 | 6.9 | 82 | 11.9 | 25 | 40.96 | 625 |
| 3 | 52 | 5.9 | 69 | 9.3 | 11.56 | 14.44 | 289 |
| 4 | 62 | 7.9 | 63 | 8.1 | 0.0399999 | 6.76 | 1 |
| 5 | 48 | 5.1 | 54 | 6.3 | 1.44 | 0.64 | 36 |
| 6 | 57 | 6.9 | 61 | 7.7 | 0.64 | 4.84 | 16 |
| 7 | 62 | 7.9 | 66 | 8.7 | 0.6399999 | 10.24 | 16 |
| 8 | 70 | 9.5 | 67 | 8.9 | 0.36 | 11.56 | 9 |
| 9 | 75 | 10.5 | 51 | 5.7 | 23.04 | 0.0400000 | 576 |
| 0 | 59 | 7.3 | 70 | 9.5 | 4.84 | 16 | 121 |
| | | | | | Sum d2 | Sum D2 | 2394 |
| rp = | 0.3841800 | | | | 95.76 | 165.88 | 48.928519 |
| | | | | | | | |
| Graham bo | ok 1999 | 7 men Cod | e 13/31 | | LP = 5-0 | | 169.05 |
| L | 65 | 8.5 | 62 | 7.9 | 0.36 | 5.76 | 9 |
| F | 55 | 6.5 | 52 | 5.9 | 0.36 | 0.16 | 9 |
| K | 47 | 4.9 | 57 | 6.9 | 4 | 1.96 | 100 |
| 1 | 70 | 9.5 | 82 | 11.9 | 5.76 | 40.96 | 144 |
| 2 | 57 | 6.9 | 67 | 8.9 | 4 | 11.56 | 100 |
| 3 | 52 | 5.9 | 84 | 12.3 | 40.96 | 46.24 | 1024 |
| 4 | 62 | 7.9 | 59 | 7.3 | 0.3600000 | 3.24 | 9 |
| 5 | 48 | 5.1 | 48 | 5.1 | 0 | 0.16 | 0 |
| 6 | 57 | 6.9 | 54 | 6.3 | 0.3600000 | 0.64 | 9 |
| 7 | 62 | 7.9 | 63 | 8.1 | 0.0399999 | 6.76 | 1 |
| 8 | 70 | 9.5 | 59 | 7.3 | 4.84 | 3.24 | 121 |
| 9 | 75 | 10.5 | 53 | 6.1 | 19.36 | 0.36 | 484 |
| 0 | 59 | 7.3 | 51 | 5.7 | 2.56 | 0.0400000 | 64 |
| | | | | | Sum d2 | Sum D2 | 2074 |

| | | | | | | | |
|---|---|---|---|---|---|---|---|
| rp = | 0.3452249 | | | | 82.96 | 121.08 | 45.541190 |
| | | | | | | | |
| Graham bo | ok 1999 | 13 women ( | Code 13/3 | 1 | LP = 5, 0 | | 169.06 |
| L | 65 | 8.5 | 55 | 6.5 | 4 | 1 | 100 |
| F | 55 | 6.5 | 60 | 7.5 | 1 | 4 | 25 |
| K | 47 | 4.9 | 51 | 5.7 | 0.64 | 0.0400000( | 16 |
| 1 | 70 | 9.5 | 80 | 11.5 | 4 | 36 | 100 |
| 2 | 57 | 6.9 | 63 | 8.1 | 1.44 | 6.76 | 36 |
| 3 | 52 | 5.9 | 80 | 11.5 | 31.36 | 36 | 784 |
| 4 | 62 | 7.9 | 58 | 7.1 | 0.6400000( | 2.56 | 16 |
| 5 | 48 | 5.1 | 51 | 5.7 | 0.3600000( | 0.0400000( | 9 |
| 6 | 57 | 6.9 | 54 | 6.3 | 0.3600000( | 0.64 | 9 |
| 7 | 62 | 7.9 | 60 | 7.5 | 0.16 | 4 | 4 |
| 8 | 70 | 9.5 | 63 | 8.1 | 1.96 | 6.76 | 49 |
| 9 | 75 | 10.5 | 54 | 6.3 | 17.64 | 0.64 | 441 |
| 0 | 59 | 7.3 | 51 | 5.7 | 2.56 | 0.0400000( | 64 |
| | | | | | Sum d2 | Sum D2 | 1653 |
| rp = | 0.3819405 | | | | 66.12 | 98.48 | 40.657102 |
| | | | | | | | |
| Graham bo | ok 1999 | 3 men Cod | e 23/32 | | LP = 9-5 | | 169.07 |
| L | 65 | 8.5 | 67 | 8.9 | 0.16 | 11.56 | 4 |
| F | 55 | 6.5 | 49 | 5.3 | 1.44 | 0.0400000( | 36 |
| K | 47 | 4.9 | 49 | 5.3 | 0.16 | 0.0400000( | 4 |
| 1 | 70 | 9.5 | 72 | 9.9 | 0.16 | 19.36 | 4 |
| 2 | 57 | 6.9 | 85 | 12.5 | 31.36 | 49 | 784 |
| 3 | 52 | 5.9 | 88 | 13.1 | 51.84 | 57.76 | 1296 |
| 4 | 62 | 7.9 | 65 | 8.5 | 0.36 | 9 | 9 |
| 5 | 48 | 5.1 | 54 | 6.3 | 1.44 | 0.64 | 36 |
| 6 | 57 | 6.9 | 74 | 10.3 | 11.56 | 23.04 | 289 |
| 7 | 62 | 7.9 | 70 | 9.5 | 2.56 | 16 | 64 |
| 8 | 70 | 9.5 | 63 | 8.1 | 1.96 | 6.76 | 49 |
| 9 | 75 | 10.5 | 44 | 4.3 | 38.44 | 1.44 | 961 |
| 0 | 59 | 7.3 | 57 | 6.9 | 0.16 | 1.96 | 4 |
| | | | | | Sum d2 | Sum D2 | 3540 |
| rp = | 0.2692744 | | | | 141.6 | 196.6 | 59.497899 |
| | | | | | | | |
| Graham bo | ok 1999 | 17 women ( | Code 23/3 | 2 | LP = 5- 9 | | 169.08 |
| L | 65 | 8.5 | 59 | 7.3 | 1.44 | 3.24 | 36 |
| F | 55 | 6.5 | 66 | 8.7 | 4.84 | 10.24 | 121 |
| K | 47 | 4.9 | 44 | 4.3 | 0.3600000( | 1.44 | 9 |
| 1 | 70 | 9.5 | 77 | 10.9 | 1.96 | 29.16 | 49 |
| 2 | 57 | 6.9 | 87 | 12.9 | 36 | 54.76 | 900 |
| 3 | 52 | 5.9 | 89 | 13.3 | 54.76 | 60.84 | 1369 |
| 4 | 62 | 7.9 | 68 | 9.1 | 1.44 | 12.96 | 36 |
| 5 | 48 | 5.1 | 49 | 5.3 | 0.0400000( | 0.0400000( | 1 |
| 6 | 57 | 6.9 | 68 | 9.1 | 4.84 | 12.96 | 121 |

| | | | | | | | |
|---|---|---|---|---|---|---|---|
| 7 | 62 | 7.9 | 71 | 9.7 | 3.24 | 17.64 | 81 |
| 8 | 70 | 9.5 | 69 | 9.3 | 0.0399999 | 14.44 | 1 |
| 9 | 75 | 10.5 | 50 | 5.5 | 25 | 0 | 625 |
| 0 | 59 | 7.3 | 58 | 7.1 | 0.0400000 | 2.56 | 1 |
| | | | | | Sum d2 | Sum D2 | 3350 |
| rp = | 0.3360420 | | | | 134 | 220.28 | 57.879184 |
| | | | | | | | |
| Graham bo | ok 1999 | 10 men Co | de 24/42 | | LP = 9-5 | | 169.09 |
| L | 65 | 8.5 | 51 | 5.7 | 7.84 | 0.0400000 | 196 |
| F | 55 | 6.5 | 65 | 8.5 | 4 | 9 | 100 |
| K | 47 | 4.9 | 40 | 3.5 | 1.96 | 4 | 49 |
| 1 | 70 | 9.5 | 54 | 6.3 | 10.24 | 0.64 | 256 |
| 2 | 57 | 6.9 | 77 | 10.9 | 16 | 29.16 | 400 |
| 3 | 52 | 5.9 | 57 | 6.9 | 1 | 1.96 | 25 |
| 4 | 62 | 7.9 | 76 | 10.7 | 7.8399999 | 27.04 | 196 |
| 5 | 48 | 5.1 | 56 | 6.7 | 2.56 | 1.44 | 64 |
| 6 | 57 | 6.9 | 61 | 7.7 | 0.64 | 4.84 | 16 |
| 7 | 62 | 7.9 | 64 | 8.3 | 0.16 | 7.84 | 4 |
| 8 | 70 | 9.5 | 60 | 7.5 | 4 | 4 | 100 |
| 9 | 75 | 10.5 | 48 | 5.1 | 29.16 | 0.16 | 729 |
| 0 | 59 | 7.3 | 67 | 8.9 | 2.56 | 11.56 | 64 |
| | | | | | Sum d2 | Sum D2 | 2199 |
| rp = | 0.2639330 | | | | 87.96 | 101.68 | 46.893496 |
| | | | | | | | |
| Graham bo | ok 1999 | 20 women | Code 24/4 | 2 | LP = 9- 5 | | 169.1 |
| L | 65 | 8.5 | 49 | 5.3 | 10.24 | 0.0400000 | 256 |
| F | 55 | 6.5 | 69 | 9.3 | 7.84 | 14.44 | 196 |
| K | 47 | 4.9 | 44 | 4.3 | 0.3600000 | 1.44 | 9 |
| 1 | 70 | 9.5 | 59 | 7.3 | 4.84 | 3.24 | 121 |
| 2 | 57 | 6.9 | 82 | 11.9 | 25 | 40.96 | 625 |
| 3 | 52 | 5.9 | 62 | 7.9 | 4 | 5.76 | 100 |
| 4 | 62 | 7.9 | 83 | 12.1 | 17.64 | 43.56 | 441 |
| 5 | 48 | 5.1 | 51 | 5.7 | 0.3600000 | 0.0400000 | 9 |
| 6 | 57 | 6.9 | 64 | 8.3 | 1.96 | 7.84 | 49 |
| 7 | 62 | 7.9 | 66 | 8.7 | 0.6399999 | 10.24 | 16 |
| 8 | 70 | 9.5 | 67 | 8.9 | 0.36 | 11.56 | 9 |
| 9 | 75 | 10.5 | 50 | 5.5 | 25 | 0 | 625 |
| 0 | 59 | 7.3 | 63 | 8.1 | 0.64 | 6.76 | 16 |
| | | | | | Sum d2 | Sum D2 | 2472 |
| rp = | 0.3276213 | | | | 98.88 | 145.88 | 49.719211 |
| | | | | | | | |
| Graham bo | ok 1999 | 5 men Cod | de 26/62 | | LP = 9-5 | | 169.11 |
| L | 65 | 8.5 | 54 | 6.3 | 4.84 | 0.64 | 121 |
| F | 55 | 6.5 | 74 | 10.3 | 14.44 | 23.04 | 361 |
| K | 47 | 4.9 | 34 | 2.3 | 6.76 | 10.24 | 169 |
| 1 | 70 | 9.5 | 67 | 8.9 | 0.36 | 11.56 | 9 |

| | | | | | | | |
|---|---|---|---|---|---|---|---|
| 2 | 57 | 6.9 | 88 | 13.1 | 38.44 | 57.76 | 961 |
| 3 | 52 | 5.9 | 64 | 8.3 | 5.76 | 7.84 | 144 |
| 4 | 62 | 7.9 | 70 | 9.5 | 2.56 | 16 | 64 |
| 5 | 48 | 5.1 | 58 | 7.1 | 4 | 2.56 | 100 |
| 6 | 57 | 6.9 | 89 | 13.3 | 40.96 | 60.84 | 1024 |
| 7 | 62 | 7.9 | 73 | 10.1 | 4.84 | 21.16 | 121 |
| 8 | 70 | 9.5 | 71 | 9.7 | 0.0399999 | 17.64 | 1 |
| 9 | 75 | 10.5 | 54 | 6.3 | 17.64 | 0.64 | 441 |
| 0 | 59 | 7.3 | 72 | 9.9 | 6.76 | 19.36 | 169 |
| | | | | | Sum d2 | Sum D2 | 3685 |
| rp = | 0.3390727 | | | | 147.4 | 249.28 | 60.704200 |
| | | | | | | | |
| Graham bo | ok 1999 | 10 women ( | Code 26/6 | 2 | LP = 5-9 | | 169.12 |
| L | 65 | 8.5 | 48 | 5.1 | 11.56 | 0.16 | 289 |
| F | 55 | 6.5 | 74 | 10.3 | 14.44 | 23.04 | 361 |
| K | 47 | 4.9 | 43 | 4.1 | 0.6400000 | 1.96 | 16 |
| 1 | 70 | 9.5 | 66 | 8.7 | 0.6400000 | 10.24 | 16 |
| 2 | 57 | 6.9 | 88 | 13.1 | 38.44 | 57.76 | 961 |
| 3 | 52 | 5.9 | 67 | 8.9 | 9 | 11.56 | 225 |
| 4 | 62 | 7.9 | 73 | 10.1 | 4.84 | 21.16 | 121 |
| 5 | 48 | 5.1 | 47 | 4.9 | 0.0399999 | 0.36 | 1 |
| 6 | 57 | 6.9 | 87 | 12.9 | 36 | 54.76 | 900 |
| 7 | 62 | 7.9 | 73 | 10.1 | 4.84 | 21.16 | 121 |
| 8 | 70 | 9.5 | 71 | 9.7 | 0.0399999 | 17.64 | 1 |
| 9 | 75 | 10.5 | 54 | 6.3 | 17.64 | 0.64 | 441 |
| 0 | 59 | 7.3 | 64 | 8.3 | 1 | 7.84 | 25 |
| | | | | | Sum d2 | Sum D2 | 3478 |
| rp = | 0.3323735 | | | | 139.12 | 228.28 | 58.974570 |
| | | | | | | | |
| Graham bo | ok 1999 | 10 men Co | de 27/72 | | LP = 9-5 | | 169.13 |
| L | 65 | 8.5 | 51 | 5.7 | 7.84 | 0.0400000 | 196 |
| F | 55 | 6.5 | 67 | 8.9 | 5.76 | 11.56 | 144 |
| K | 47 | 4.9 | 45 | 4.5 | 0.16 | 1 | 4 |
| 1 | 70 | 9.5 | 64 | 8.3 | 1.44 | 7.84 | 36 |
| 2 | 57 | 6.9 | 88 | 13.1 | 38.44 | 57.76 | 961 |
| 3 | 52 | 5.9 | 66 | 8.7 | 7.8399999 | 10.24 | 196 |
| 4 | 62 | 7.9 | 68 | 9.1 | 1.44 | 12.96 | 36 |
| 5 | 48 | 5.1 | 52 | 5.9 | 0.6400000 | 0.16 | 16 |
| 6 | 57 | 6.9 | 60 | 7.5 | 0.36 | 4 | 9 |
| 7 | 62 | 7.9 | 82 | 11.9 | 16 | 40.96 | 400 |
| 8 | 70 | 9.5 | 69 | 9.3 | 0.0399999 | 14.44 | 1 |
| 9 | 75 | 10.5 | 42 | 3.9 | 43.56 | 2.56 | 1089 |
| 0 | 59 | 7.3 | 72 | 9.9 | 6.76 | 19.36 | 169 |
| | | | | | Sum d2 | Sum D2 | 3257 |
| rp = | 0.2812534 | | | | 130.28 | 182.88 | 57.070132 |
| | | | | | | | |

| | | | | | | | |
|---|---|---|---|---|---|---|---|
| Graham bo | ok 1999 | 25 women ( | Code 27/7 | 2 | LP = 9-5 | | 169.14 |
| L | 65 | 8.5 | 54 | 6.3 | 4.84 | 0.64 | 121 |
| F | 55 | 6.5 | 70 | 9.5 | 9 | 16 | 225 |
| K | 47 | 4.9 | 43 | 4.1 | 0.6400000( | 1.96 | 16 |
| 1 | 70 | 9.5 | 65 | 8.5 | 1 | 9 | 25 |
| 2 | 57 | 6.9 | 85 | 12.5 | 31.36 | 49 | 784 |
| 3 | 52 | 5.9 | 64 | 8.3 | 5.76 | 7.84 | 144 |
| 4 | 62 | 7.9 | 65 | 8.5 | 0.36 | 9 | 9 |
| 5 | 48 | 5.1 | 48 | 5.1 | 0 | 0.16 | 0 |
| 6 | 57 | 6.9 | 65 | 8.5 | 2.56 | 9 | 64 |
| 7 | 62 | 7.9 | 81 | 11.7 | 14.44 | 38.44 | 361 |
| 8 | 70 | 9.5 | 68 | 9.1 | 0.16 | 12.96 | 4 |
| 9 | 75 | 10.5 | 47 | 4.9 | 31.36 | 0.36 | 784 |
| 0 | 59 | 7.3 | 69 | 9.3 | 4 | 14.44 | 100 |
| | | | | | Sum d2 | Sum D2 | 2637 |
| rp = | 0.3481646 | | | | 105.48 | 168.8 | 51.351728 |

| | | | | | | | |
|---|---|---|---|---|---|---|---|
| Graham bo | ok 1999 | 8 men Cod | de 34/43 | | LP = 0-9 | | 169.15 |
| L | 65 | 8.5 | 52 | 5.9 | 6.76 | 0.16 | 169 |
| F | 55 | 6.5 | 61 | 7.7 | 1.44 | 4.84 | 36 |
| K | 47 | 4.9 | 54 | 6.3 | 1.96 | 0.64 | 49 |
| 1 | 70 | 9.5 | 66 | 8.7 | 0.6400000( | 10.24 | 16 |
| 2 | 57 | 6.9 | 68 | 9.1 | 4.84 | 12.96 | 121 |
| 3 | 52 | 5.9 | 81 | 11.7 | 33.64 | 38.44 | 841 |
| 4 | 62 | 7.9 | 86 | 12.7 | 23.04 | 51.84 | 576 |
| 5 | 48 | 5.1 | 57 | 6.9 | 3.24 | 1.96 | 81 |
| 6 | 57 | 6.9 | 64 | 8.3 | 1.96 | 7.84 | 49 |
| 7 | 62 | 7.9 | 67 | 8.9 | 1 | 11.56 | 25 |
| 8 | 70 | 9.5 | 67 | 8.9 | 0.36 | 11.56 | 9 |
| 9 | 75 | 10.5 | 56 | 6.7 | 14.44 | 1.44 | 361 |
| 0 | 59 | 7.3 | 49 | 5.3 | 4 | 0.0400000( | 100 |
| | | | | | Sum d2 | Sum D2 | 2433 |
| rp = | 0.3516322 | | | | 97.32 | 153.52 | 49.325449 |

| | | | | | | | |
|---|---|---|---|---|---|---|---|
| Graham bo | ok 1999 | 7 women C | Code 34/4 | 3 | LP = 5-0 | | 169.16 |
| L | 65 | 8.5 | 54 | 6.3 | 4.84 | 0.64 | 121 |
| F | 55 | 6.5 | 63 | 8.1 | 2.56 | 6.76 | 64 |
| K | 47 | 4.9 | 47 | 4.9 | 0 | 0.36 | 0 |
| 1 | 70 | 9.5 | 68 | 9.1 | 0.16 | 12.96 | 4 |
| 2 | 57 | 6.9 | 65 | 8.5 | 2.56 | 9 | 64 |
| 3 | 52 | 5.9 | 80 | 11.5 | 31.36 | 36 | 784 |
| 4 | 62 | 7.9 | 81 | 11.7 | 14.44 | 38.44 | 361 |
| 5 | 48 | 5.1 | 48 | 5.1 | 0 | 0.16 | 0 |
| 6 | 57 | 6.9 | 63 | 8.1 | 1.44 | 6.76 | 36 |
| 7 | 62 | 7.9 | 59 | 7.3 | 0.3600000( | 3.24 | 9 |
| 8 | 70 | 9.5 | 62 | 7.9 | 2.56 | 5.76 | 64 |

| | | | | | | | |
|---|---|---|---|---|---|---|---|
| 9 | 75 | 10.5 | 56 | 6.7 | 14.44 | 1.44 | 361 |
| 0 | 59 | 7.3 | 50 | 5.5 | 3.24 | 0 | 81 |
| | | | | | Sum d2 | Sum D2 | 1949 |
| rp = | 0.3734126 | | | | 77.96 | 121.52 | 44.147480 |
| | | | | | | | |
| Graham bo | ok 1999 | 14 men Co | de 46/64 | | LP = 0-5 | | 169.17 |
| L | 65 | 8.5 | 54 | 6.3 | 4.84 | 0.64 | 121 |
| F | 55 | 6.5 | 65 | 8.5 | 4 | 9 | 100 |
| K | 47 | 4.9 | 45 | 4.5 | 0.16 | 1 | 4 |
| 1 | 70 | 9.5 | 56 | 6.7 | 7.84 | 1.44 | 196 |
| 2 | 57 | 6.9 | 64 | 8.3 | 1.96 | 7.84 | 49 |
| 3 | 52 | 5.9 | 61 | 7.7 | 3.24 | 4.84 | 81 |
| 4 | 62 | 7.9 | 82 | 11.9 | 16 | 40.96 | 400 |
| 5 | 48 | 5.1 | 54 | 6.3 | 1.44 | 0.64 | 36 |
| 6 | 57 | 6.9 | 80 | 11.5 | 21.16 | 36 | 529 |
| 7 | 62 | 7.9 | 62 | 7.9 | 0 | 5.76 | 0 |
| 8 | 70 | 9.5 | 65 | 8.5 | 1 | 9 | 25 |
| 9 | 75 | 10.5 | 57 | 6.9 | 12.96 | 1.96 | 324 |
| 0 | 59 | 7.3 | 52 | 5.9 | 1.96 | 0.16 | 49 |
| | | | | | Sum d2 | Sum D2 | 1914 |
| rp = | 0.3754282 | | | | 76.56 | 119.24 | 43.749285 |
| | | | | | | | |
| Graham bo | ok 1999 | 21 women | Code 46/6 | 4 | LP = 5-1,0 | | 169.18 |
| L | 65 | 8.5 | 48 | 5.1 | 11.56 | 0.16 | 289 |
| F | 55 | 6.5 | 73 | 10.1 | 12.96 | 21.16 | 324 |
| K | 47 | 4.9 | 42 | 3.9 | 1 | 2.56 | 25 |
| 1 | 70 | 9.5 | 54 | 6.3 | 10.24 | 0.64 | 256 |
| 2 | 57 | 6.9 | 64 | 8.3 | 1.96 | 7.84 | 49 |
| 3 | 52 | 5.9 | 55 | 6.5 | 0.36 | 1 | 9 |
| 4 | 62 | 7.9 | 82 | 11.9 | 16 | 40.96 | 400 |
| 5 | 48 | 5.1 | 50 | 5.5 | 0.16 | 0 | 4 |
| 6 | 57 | 6.9 | 81 | 11.7 | 23.04 | 38.44 | 576 |
| 7 | 62 | 7.9 | 63 | 8.1 | 0.0399999 | 6.76 | 1 |
| 8 | 70 | 9.5 | 66 | 8.7 | 0.6400000 | 10.24 | 16 |
| 9 | 75 | 10.5 | 59 | 7.3 | 10.24 | 3.24 | 256 |
| 0 | 59 | 7.3 | 54 | 6.3 | 1 | 0.64 | 25 |
| | | | | | Sum d2 | Sum D2 | 2230 |
| rp = | 0.3445995 | | | | 89.2 | 133.64 | 47.222875 |
| | | | | | | | |
| Graham bo | ok 1999 | 5 men Cod | de 48/84 | | LP = 5-0 | | 169.19 |
| L | 65 | 8.5 | 52 | 5.9 | 6.76 | 0.16 | 169 |
| F | 55 | 6.5 | 90 | 13.5 | 49 | 64 | 1225 |
| K | 47 | 4.9 | 43 | 4.1 | 0.6400000 | 1.96 | 16 |
| 1 | 70 | 9.5 | 67 | 8.9 | 0.36 | 11.56 | 9 |
| 2 | 57 | 6.9 | 74 | 10.3 | 11.56 | 23.04 | 289 |
| 3 | 52 | 5.9 | 67 | 8.9 | 9 | 11.56 | 225 |

| | | | | | | | |
|---|---|---|---|---|---|---|---|
| 4 | 62 | 7.9 | 88 | 13.1 | 27.04 | 57.76 | 676 |
| 5 | 48 | 5.1 | 54 | 6.3 | 1.44 | 0.64 | 36 |
| 6 | 57 | 6.9 | 76 | 10.7 | 14.44 | 27.04 | 361 |
| 7 | 62 | 7.9 | 77 | 10.9 | 9 | 29.16 | 225 |
| 8 | 70 | 9.5 | 94 | 14.3 | 23.04 | 77.44 | 576 |
| 9 | 75 | 10.5 | 69 | 9.3 | 1.44 | 14.44 | 36 |
| 0 | 59 | 7.3 | 64 | 8.3 | 1 | 7.84 | 25 |
| | | | | | Sum d2 | Sum D2 | 3868 |
| rp = | 0.4168990 | | | | 154.72 | 326.6 | 62.193247 |
| | | | | | | | |
| Graham bo | ok 1999 | 11 women ( | Code 48/8 | 4 | LP = 5-0 | | 169.2 |
| L | 65 | 8.5 | 50 | 5.5 | 9 | 0 | 225 |
| F | 55 | 6.5 | 96 | 14.7 | 67.24 | 84.64 | 1681 |
| K | 47 | 4.9 | 40 | 3.5 | 1.96 | 4 | 49 |
| 1 | 70 | 9.5 | 67 | 8.9 | 0.36 | 11.56 | 9 |
| 2 | 57 | 6.9 | 71 | 9.7 | 7.8399999 | 17.64 | 196 |
| 3 | 52 | 5.9 | 65 | 8.5 | 6.76 | 9 | 169 |
| 4 | 62 | 7.9 | 84 | 12.3 | 19.36 | 46.24 | 484 |
| 5 | 48 | 5.1 | 56 | 6.7 | 2.56 | 1.44 | 64 |
| 6 | 57 | 6.9 | 73 | 10.1 | 10.24 | 21.16 | 256 |
| 7 | 62 | 7.9 | 72 | 9.9 | 4 | 19.36 | 100 |
| 8 | 70 | 9.5 | 84 | 12.3 | 7.84 | 46.24 | 196 |
| 9 | 75 | 10.5 | 64 | 8.3 | 4.84 | 7.84 | 121 |
| 0 | 59 | 7.3 | 60 | 7.5 | 0.0400000 | 4 | 1 |
| | | | | | Sum d2 | Sum D2 | 3551 |
| rp = | 0.3884439 | | | | 142.04 | 273.12 | 59.590267 |
| | | | | | | | |
| Graham bo | ok 1999 | 2 men Cod | de 49/94 | | LP = 0-5 | | 169.21 |
| L | 65 | 8.5 | 50 | 5.5 | 9 | 0 | 225 |
| F | 55 | 6.5 | 61 | 7.7 | 1.44 | 4.84 | 36 |
| K | 47 | 4.9 | 45 | 4.5 | 0.16 | 1 | 4 |
| 1 | 70 | 9.5 | 50 | 5.5 | 16 | 0 | 400 |
| 2 | 57 | 6.9 | 53 | 6.1 | 0.6400000 | 0.36 | 16 |
| 3 | 52 | 5.9 | 49 | 5.3 | 0.3600000 | 0.0400000 | 9 |
| 4 | 62 | 7.9 | 76 | 10.7 | 7.8399999 | 27.04 | 196 |
| 5 | 48 | 5.1 | 44 | 4.3 | 0.64 | 1.44 | 16 |
| 6 | 57 | 6.9 | 63 | 8.1 | 1.44 | 6.76 | 36 |
| 7 | 62 | 7.9 | 50 | 5.5 | 5.76 | 0 | 144 |
| 8 | 70 | 9.5 | 59 | 7.3 | 4.84 | 3.24 | 121 |
| 9 | 75 | 10.5 | 75 | 10.5 | 0 | 25 | 0 |
| 0 | 59 | 7.3 | 42 | 3.9 | 11.56 | 2.56 | 289 |
| | | | | | Sum d2 | Sum D2 | 1492 |
| rp = | 0.3417163 | | | | 59.68 | 72.28 | 38.626415 |
| | | | | | | | |
| Graham bo | ok 1999 | 10 women ( | Code 49/9 | 4 | LP = 0-1 | | 169.22 |
| L | 65 | 8.5 | 50 | 5.5 | 9 | 0 | 225 |

| | | | | | | | |
|---|---|---|---|---|---|---|---|
| F | 55 | 6.5 | 61 | 7.7 | 1.44 | 4.84 | 36 |
| K | 47 | 4.9 | 47 | 4.9 | 0 | 0.36 | 0 |
| 1 | 70 | 9.5 | 51 | 5.7 | 14.44 | 0.0400000 | 361 |
| 2 | 57 | 6.9 | 54 | 6.3 | 0.3600000 | 0.64 | 9 |
| 3 | 52 | 5.9 | 52 | 5.9 | 0 | 0.16 | 0 |
| 4 | 62 | 7.9 | 74 | 10.3 | 5.76 | 23.04 | 144 |
| 5 | 48 | 5.1 | 52 | 5.9 | 0.6400000 | 0.16 | 16 |
| 6 | 57 | 6.9 | 54 | 6.3 | 0.3600000 | 0.64 | 9 |
| 7 | 62 | 7.9 | 55 | 6.5 | 1.96 | 1 | 49 |
| 8 | 70 | 9.5 | 61 | 7.7 | 3.24 | 4.84 | 81 |
| 9 | 75 | 10.5 | 76 | 10.7 | 0.0399999 | 27.04 | 1 |
| 0 | 59 | 7.3 | 47 | 4.9 | 5.76 | 0.36 | 144 |
| | | | | | Sum d2 | Sum D2 | 1075 |
| rp = | 0.4468741 | | | | 43 | 63.12 | 32.787192 |
| | | | | | | | |
| Graham bo | ok 1999 | 15 men Co | de 68/86 | | LP = 5-9 | | 169.23 |
| L | 65 | 8.5 | 52 | 5.9 | 6.76 | 0.16 | 169 |
| F | 55 | 6.5 | 89 | 13.3 | 46.24 | 60.84 | 1156 |
| K | 47 | 4.9 | 38 | 3.1 | 3.24 | 5.76 | 81 |
| 1 | 70 | 9.5 | 65 | 8.5 | 1 | 9 | 25 |
| 2 | 57 | 6.9 | 75 | 10.5 | 12.96 | 25 | 324 |
| 3 | 52 | 5.9 | 63 | 8.1 | 4.84 | 6.76 | 121 |
| 4 | 62 | 7.9 | 74 | 10.3 | 5.76 | 23.04 | 144 |
| 5 | 48 | 5.1 | 55 | 6.5 | 1.96 | 1 | 49 |
| 6 | 57 | 6.9 | 96 | 14.7 | 60.84 | 84.64 | 1521 |
| 7 | 62 | 7.9 | 76 | 10.7 | 7.8399999 | 27.04 | 196 |
| 8 | 70 | 9.5 | 94 | 14.3 | 23.04 | 77.44 | 576 |
| 9 | 75 | 10.5 | 62 | 7.9 | 6.76 | 5.76 | 169 |
| 0 | 59 | 7.3 | 68 | 9.1 | 3.24 | 12.96 | 81 |
| | | | | | Sum d2 | Sum D2 | 4612 |
| rp = | 0.3563603 | | | | 184.48 | 339.4 | 67.9117073 |
| | | | | | | | |
| Graham bo | ok 1999 | 13 women | Code 68/8 | 6 | LP = 5-9 | | 169.24 |
| L | 65 | 8.5 | 53 | 6.1 | 5.76 | 0.36 | 144 |
| F | 55 | 6.5 | 107 | 16.9 | 108.16 | 129.96 | 2704 |
| K | 47 | 4.9 | 38 | 3.1 | 3.24 | 5.76 | 81 |
| 1 | 70 | 9.5 | 74 | 10.3 | 0.6400000 | 23.04 | 16 |
| 2 | 57 | 6.9 | 79 | 11.3 | 19.36 | 33.64 | 484 |
| 3 | 52 | 5.9 | 68 | 9.1 | 10.24 | 12.96 | 256 |
| 4 | 62 | 7.9 | 77 | 10.9 | 9 | 29.16 | 225 |
| 5 | 48 | 5.1 | 55 | 6.5 | 1.96 | 1 | 49 |
| 6 | 57 | 6.9 | 95 | 14.5 | 57.76 | 81 | 1444 |
| 7 | 62 | 7.9 | 80 | 11.5 | 12.96 | 36 | 324 |
| 8 | 70 | 9.5 | 96 | 14.7 | 27.04 | 84.64 | 676 |
| 9 | 75 | 10.5 | 66 | 8.7 | 3.24 | 10.24 | 81 |
| 0 | 59 | 7.3 | 69 | 9.3 | 4 | 14.44 | 100 |

| | | | | | | | |
|---|---|---|---|---|---|---|---|
| | | | | | Sum d2 | Sum D2 | 6584 |
| rp = | 0.32029112 | | | | 263.36 | 462.2 | 81.141851 |
| | | | | | | | |
| Graham bo | ok 1999 | 11 men Coc | de 78/87 | | LP = 5-9 | | 169.25 |
| L | 65 | 8.5 | 48 | 5.1 | 11.56 | 0.16 | 289 |
| F | 55 | 6.5 | 79 | 11.3 | 23.04 | 33.64 | 576 |
| K | 47 | 4.9 | 41 | 3.7 | 1.44 | 3.24 | 36 |
| 1 | 70 | 9.5 | 70 | 9.5 | 0 | 16 | 0 |
| 2 | 57 | 6.9 | 80 | 11.5 | 21.16 | 36 | 529 |
| 3 | 52 | 5.9 | 71 | 9.7 | 14.44 | 17.64 | 361 |
| 4 | 62 | 7.9 | 74 | 10.3 | 5.76 | 23.04 | 144 |
| 5 | 48 | 5.1 | 57 | 6.9 | 3.24 | 1.96 | 81 |
| 6 | 57 | 6.9 | 73 | 10.1 | 10.24 | 21.16 | 256 |
| 7 | 62 | 7.9 | 93 | 14.1 | 38.44 | 73.96 | 961 |
| 8 | 70 | 9.5 | 92 | 13.9 | 19.36 | 70.56 | 484 |
| 9 | 75 | 10.5 | 59 | 7.3 | 10.24 | 3.24 | 256 |
| 0 | 59 | 7.3 | 70 | 9.5 | 4.84 | 16 | 121 |
| | | | | | Sum d2 | Sum D2 | 4094 |
| rp = | 0.38171109 | | | | 163.76 | 316.6 | 63.984373 |
| | | | | | | | |
| Graham bo | ok 1999 | 9 women C | Code 78/8 | 7 | LP = 5-9 | | 169.26 |
| L | 65 | 8.5 | 46 | 4.7 | 14.44 | 0.64 | 361 |
| F | 55 | 6.5 | 87 | 12.9 | 40.96 | 54.76 | 1024 |
| K | 47 | 4.9 | 41 | 3.7 | 1.44 | 3.24 | 36 |
| 1 | 70 | 9.5 | 65 | 8.5 | 1 | 9 | 25 |
| 2 | 57 | 6.9 | 76 | 10.7 | 14.44 | 27.04 | 361 |
| 3 | 52 | 5.9 | 66 | 8.7 | 7.8399999 | 10.24 | 196 |
| 4 | 62 | 7.9 | 75 | 10.5 | 6.76 | 25 | 169 |
| 5 | 48 | 5.1 | 49 | 5.3 | 0.0400000 | 0.0400000 | 1 |
| 6 | 57 | 6.9 | 72 | 9.9 | 9 | 19.36 | 225 |
| 7 | 62 | 7.9 | 87 | 12.9 | 25 | 54.76 | 625 |
| 8 | 70 | 9.5 | 90 | 13.5 | 16 | 64 | 400 |
| 9 | 75 | 10.5 | 58 | 7.1 | 11.56 | 2.56 | 289 |
| 0 | 59 | 7.3 | 69 | 9.3 | 4 | 14.44 | 100 |
| | | | | | Sum d2 | Sum D2 | 3812 |
| rp = | 0.37369588 | | | | 152.48 | 285.08 | 61.741396 |
| | | | | | | | |
| Graham bo | ok 1999 | 9 men Cod | de 123 | | LP=9-5-6 | | 169.27 |
| L | 65 | 8.5 | 56 | 6.7 | 3.24 | 1.44 | 81 |
| F | 55 | 6.5 | 66 | 8.7 | 4.84 | 10.24 | 121 |
| K | 47 | 4.9 | 45 | 4.5 | 0.16 | 1 | 4 |
| 1 | 70 | 9.5 | 87 | 12.9 | 11.56 | 54.76 | 289 |
| 2 | 57 | 6.9 | 86 | 12.7 | 33.64 | 51.84 | 841 |
| 3 | 52 | 5.9 | 87 | 12.9 | 49 | 54.76 | 1225 |
| 4 | 62 | 7.9 | 67 | 8.9 | 1 | 11.56 | 25 |
| 5 | 48 | 5.1 | 52 | 5.9 | 0.6400000 | 0.16 | 16 |

| | | | | | | | |
|---|---|---|---|---|---|---|---|
| 6 | 57 | 6.9 | 62 | 7.9 | 1 | 5.76 | 25 |
| 7 | 62 | 7.9 | 68 | 9.1 | 1.44 | 12.96 | 36 |
| 8 | 70 | 9.5 | 67 | 8.9 | 0.36 | 11.56 | 9 |
| 9 | 75 | 10.5 | 48 | 5.1 | 29.16 | 0.16 | 729 |
| 0 | 59 | 7.3 | 64 | 8.3 | 1 | 7.84 | 25 |
| | | | | | Sum d2 | Sum D2 | 3426 |
| rp = | 0.3322288 | | | | 137.04 | 224.04 | 58.532042 |
| | | | | | | | |
| Graham bo | ok 1999 | 18 women ( | Code 123 | | LP= 9-5-0 | | 169.28 |
| L | 65 | 8.5 | 62 | 7.9 | 0.36 | 5.76 | 9 |
| F | 55 | 6.5 | 66 | 8.7 | 4.84 | 10.24 | 121 |
| K | 47 | 4.9 | 47 | 4.9 | 0 | 0.36 | 0 |
| 1 | 70 | 9.5 | 87 | 12.9 | 11.56 | 54.76 | 289 |
| 2 | 57 | 6.9 | 89 | 13.3 | 40.96 | 60.84 | 1024 |
| 3 | 52 | 5.9 | 90 | 13.5 | 57.76 | 64 | 1444 |
| 4 | 62 | 7.9 | 65 | 8.5 | 0.36 | 9 | 9 |
| 5 | 48 | 5.1 | 53 | 6.1 | 1 | 0.36 | 25 |
| 6 | 57 | 6.9 | 64 | 8.3 | 1.96 | 7.84 | 49 |
| 7 | 62 | 7.9 | 71 | 9.7 | 3.24 | 17.64 | 81 |
| 8 | 70 | 9.5 | 69 | 9.3 | 0.0399999 | 14.44 | 1 |
| 9 | 75 | 10.5 | 51 | 5.7 | 23.04 | 0.0400000 | 576 |
| 0 | 59 | 7.3 | 60 | 7.5 | 0.0400000 | 4 | 1 |
| | | | | | Sum d2 | Sum D2 | 3629 |
| rp = | 0.3458314 | | | | 145.16 | 249.28 | 60.2411819 |
| | | | | | | | |
| Graham bo | ok 1999 | 8 men Cod | de 247 | | | | 169.29 |
| L | 65 | 8.5 | 54 | 6.3 | 4.84 | 0.64 | 121 |
| F | 55 | 6.5 | 67 | 8.9 | 5.76 | 11.56 | 144 |
| K | 47 | 4.9 | 45 | 4.5 | 0.16 | 1 | 4 |
| 1 | 70 | 9.5 | 61 | 7.7 | 3.24 | 4.84 | 81 |
| 2 | 57 | 6.9 | 85 | 12.5 | 31.36 | 49 | 784 |
| 3 | 52 | 5.9 | 63 | 8.1 | 4.84 | 6.76 | 121 |
| 4 | 62 | 7.9 | 81 | 11.7 | 14.44 | 38.44 | 361 |
| 5 | 48 | 5.1 | 52 | 5.9 | 0.6400000 | 0.16 | 16 |
| 6 | 57 | 6.9 | 66 | 8.7 | 3.24 | 10.24 | 81 |
| 7 | 62 | 7.9 | 81 | 11.7 | 14.44 | 38.44 | 361 |
| 8 | 70 | 9.5 | 67 | 8.9 | 0.36 | 11.56 | 9 |
| 9 | 75 | 10.5 | 44 | 4.3 | 38.44 | 1.44 | 961 |
| 0 | 59 | 7.3 | 71 | 9.7 | 5.76 | 17.64 | 144 |
| | | | | | Sum d2 | Sum D2 | 3188 |
| rp = | 0.3080846 | | | | 127.52 | 191.72 | 56.462376 |
| | | | | | | | |
| Graham bo | ok 1999 | 9 women C | Code 247 | | | | 169.3 |
| L | 65 | 8.5 | 53 | 6.1 | 5.76 | 0.36 | 144 |
| F | 55 | 6.5 | 77 | 10.9 | 19.36 | 29.16 | 484 |
| K | 47 | 4.9 | 43 | 4.1 | 0.6400000 | 1.96 | 16 |

| | | | | | | | |
|---|---|---|---|---|---|---|---|
| 1 | 70 | 9.5 | 67 | 8.9 | 0.36 | 11.56 | 9 |
| 2 | 57 | 6.9 | 86 | 12.7 | 33.64 | 51.84 | 841 |
| 3 | 52 | 5.9 | 67 | 8.9 | 9 | 11.56 | 225 |
| 4 | 62 | 7.9 | 81 | 11.7 | 14.44 | 38.44 | 361 |
| 5 | 48 | 5.1 | 49 | 5.3 | 0.0400000 | 0.0400000 | 1 |
| 6 | 57 | 6.9 | 63 | 8.1 | 1.44 | 6.76 | 36 |
| 7 | 62 | 7.9 | 80 | 11.5 | 12.96 | 36 | 324 |
| 8 | 70 | 9.5 | 69 | 9.3 | 0.0399999 | 14.44 | 1 |
| 9 | 75 | 10.5 | 51 | 5.7 | 23.04 | 0.0400000 | 576 |
| 0 | 59 | 7.3 | 67 | 8.9 | 2.56 | 11.56 | 64 |
| | | | | | Sum d2 | Sum D2 | 3082 |
| rp = | 0.3618386 | | | | 123.28 | 213.72 | 55.515763 |
| | | | | | | | |
| Graham bo | ok 1999 | 8 men Cod | de 278 | | | | 169.31 |
| L | 65 | 8.5 | 44 | 4.3 | 17.64 | 1.44 | 441 |
| F | 55 | 6.5 | 79 | 11.3 | 23.04 | 33.64 | 576 |
| K | 47 | 4.9 | 42 | 3.9 | 1 | 2.56 | 25 |
| 1 | 70 | 9.5 | 70 | 9.5 | 0 | 16 | 0 |
| 2 | 57 | 6.9 | 88 | 13.1 | 38.44 | 57.76 | 961 |
| 3 | 52 | 5.9 | 68 | 9.1 | 10.24 | 12.96 | 256 |
| 4 | 62 | 7.9 | 69 | 9.3 | 1.96 | 14.44 | 49 |
| 5 | 48 | 5.1 | 58 | 7.1 | 4 | 2.56 | 100 |
| 6 | 57 | 6.9 | 67 | 8.9 | 4 | 11.56 | 100 |
| 7 | 62 | 7.9 | 88 | 13.1 | 27.04 | 57.76 | 676 |
| 8 | 70 | 9.5 | 88 | 13.1 | 12.96 | 57.76 | 324 |
| 9 | 75 | 10.5 | 47 | 4.9 | 31.36 | 0.36 | 784 |
| 0 | 59 | 7.3 | 73 | 10.1 | 7.84 | 21.16 | 196 |
| | | | | | Sum d2 | Sum D2 | 4488 |
| rp = | 0.3079947 | | | | 179.52 | 289.96 | 66.992536 |
| | | | | | | | |
| Graham bo | ok 1999 | 21 women ( | Code 278 | | | | 169.32 |
| L | 65 | 8.5 | 49 | 5.3 | 10.24 | 0.0400000 | 256 |
| F | 55 | 6.5 | 85 | 12.5 | 36 | 49 | 900 |
| K | 47 | 4.9 | 41 | 3.7 | 1.44 | 3.24 | 36 |
| 1 | 70 | 9.5 | 74 | 10.3 | 0.6400000 | 23.04 | 16 |
| 2 | 57 | 6.9 | 91 | 13.7 | 46.24 | 67.24 | 1156 |
| 3 | 52 | 5.9 | 71 | 9.7 | 14.44 | 17.64 | 361 |
| 4 | 62 | 7.9 | 72 | 9.9 | 4 | 19.36 | 100 |
| 5 | 48 | 5.1 | 48 | 5.1 | 0 | 0.16 | 0 |
| 6 | 57 | 6.9 | 70 | 9.5 | 6.76 | 16 | 169 |
| 7 | 62 | 7.9 | 88 | 13.1 | 27.04 | 57.76 | 676 |
| 8 | 70 | 9.5 | 89 | 13.3 | 14.44 | 60.84 | 361 |
| 9 | 75 | 10.5 | 52 | 5.9 | 21.16 | 0.16 | 529 |
| 0 | 59 | 7.3 | 75 | 10.5 | 10.24 | 25 | 256 |
| | | | | | Sum d2 | Sum D2 | 4816 |
| rp = | 0.3374148 | | | | 192.64 | 339.48 | 69.397406 |

| | | | | | | | |
|---|---|---|---|---|---|---|---|
| Graham bo | ok 1999 | 11 men Coc | de 468 | | | | 169.33 |
| L | 65 | 8.5 | 56 | 6.7 | 3.24 | 1.44 | 81 |
| F | 55 | 6.5 | 92 | 13.9 | 54.76 | 70.56 | 1369 |
| K | 47 | 4.9 | 42 | 3.9 | 1 | 2.56 | 25 |
| 1 | 70 | 9.5 | 72 | 9.9 | 0.16 | 19.36 | 4 |
| 2 | 57 | 6.9 | 72 | 9.9 | 9 | 19.36 | 225 |
| 3 | 52 | 5.9 | 68 | 9.1 | 10.24 | 12.96 | 256 |
| 4 | 62 | 7.9 | 89 | 13.3 | 29.16 | 60.84 | 729 |
| 5 | 48 | 5.1 | 51 | 5.7 | 0.3600000 | 0.0400000 | 9 |
| 6 | 57 | 6.9 | 91 | 13.7 | 46.24 | 67.24 | 1156 |
| 7 | 62 | 7.9 | 71 | 9.7 | 3.24 | 17.64 | 81 |
| 8 | 70 | 9.5 | 91 | 13.7 | 17.64 | 67.24 | 441 |
| 9 | 75 | 10.5 | 67 | 8.9 | 2.56 | 11.56 | 64 |
| 0 | 59 | 7.3 | 61 | 7.7 | 0.16 | 4.84 | 4 |
| | | | | | Sum d2 | Sum D2 | 4444 |
| rp = | 0.3899375 | | | | 177.76 | 355.64 | 66.663333 |

| | | | | | | | |
|---|---|---|---|---|---|---|---|
| Graham bo | ok 1999 | 9 women C | Code 468 | | | | 169.34 |
| L | 65 | 8.5 | 47 | 4.9 | 12.96 | 0.36 | 324 |
| F | 55 | 6.5 | 97 | 14.9 | 70.56 | 88.36 | 1764 |
| K | 47 | 4.9 | 37 | 2.9 | 4 | 6.76 | 100 |
| 1 | 70 | 9.5 | 60 | 7.5 | 4 | 4 | 100 |
| 2 | 57 | 6.9 | 71 | 9.7 | 7.8399999 | 17.64 | 196 |
| 3 | 52 | 5.9 | 59 | 7.3 | 1.96 | 3.24 | 49 |
| 4 | 62 | 7.9 | 91 | 13.7 | 33.64 | 67.24 | 841 |
| 5 | 48 | 5.1 | 50 | 5.5 | 0.16 | 0 | 4 |
| 6 | 57 | 6.9 | 88 | 13.1 | 38.44 | 57.76 | 961 |
| 7 | 62 | 7.9 | 73 | 10.1 | 4.84 | 21.16 | 121 |
| 8 | 70 | 9.5 | 86 | 12.7 | 10.24 | 51.84 | 256 |
| 9 | 75 | 10.5 | 62 | 7.9 | 6.76 | 5.76 | 169 |
| 0 | 59 | 7.3 | 63 | 8.1 | 0.64 | 6.76 | 16 |
| | | | | | Sum d2 | Sum D2 | 4901 |
| rp = | 0.3196362 | | | | 196.04 | 330.88 | 70.007142 |

| | | | | | | | |
|---|---|---|---|---|---|---|---|
| Graham bo | ok 1999 | 4 men Cod | de 478 | | | | 169.35 |
| L | 65 | 8.5 | 47 | 4.9 | 12.96 | 0.36 | 324 |
| F | 55 | 6.5 | 78 | 11.1 | 21.16 | 31.36 | 529 |
| K | 47 | 4.9 | 44 | 4.3 | 0.3600000 | 1.44 | 9 |
| 1 | 70 | 9.5 | 58 | 7.1 | 5.76 | 2.56 | 144 |
| 2 | 57 | 6.9 | 74 | 10.3 | 11.56 | 23.04 | 289 |
| 3 | 52 | 5.9 | 63 | 8.1 | 4.84 | 6.76 | 121 |
| 4 | 62 | 7.9 | 85 | 12.5 | 21.16 | 49 | 529 |
| 5 | 48 | 5.1 | 55 | 6.5 | 1.96 | 1 | 49 |
| 6 | 57 | 6.9 | 66 | 8.7 | 3.24 | 10.24 | 81 |
| 7 | 62 | 7.9 | 86 | 12.7 | 23.04 | 51.84 | 576 |

| | | | | | | | |
|---|---|---|---|---|---|---|---|
| 8 | 70 | 9.5 | 87 | 12.9 | 11.56 | 54.76 | 289 |
| 9 | 75 | 10.5 | 54 | 6.3 | 17.64 | 0.64 | 441 |
| 0 | 59 | 7.3 | 67 | 8.9 | 2.56 | 11.56 | 64 |
| | | | | | Sum d2 | Sum D2 | 3445 |
| rp = | 0.3616232 | | | | 137.8 | 244.56 | 58.694122 |
| | | | | | | | |
| Graham bo | ok 1999 | 8 women C | Code 478 | | | | 169.36 |
| L | 65 | 8.5 | 48 | 5.1 | 11.56 | 0.16 | 289 |
| F | 55 | 6.5 | 84 | 12.3 | 33.64 | 46.24 | 841 |
| K | 47 | 4.9 | 42 | 3.9 | 1 | 2.56 | 25 |
| 1 | 70 | 9.5 | 63 | 8.1 | 1.96 | 6.76 | 49 |
| 2 | 57 | 6.9 | 69 | 9.3 | 5.76 | 14.44 | 144 |
| 3 | 52 | 5.9 | 62 | 7.9 | 4 | 5.76 | 100 |
| 4 | 62 | 7.9 | 85 | 12.5 | 21.16 | 49 | 529 |
| 5 | 48 | 5.1 | 58 | 7.1 | 4 | 2.56 | 100 |
| 6 | 57 | 6.9 | 69 | 9.3 | 5.76 | 14.44 | 144 |
| 7 | 62 | 7.9 | 82 | 11.9 | 16 | 40.96 | 400 |
| 8 | 70 | 9.5 | 84 | 12.3 | 7.84 | 46.24 | 196 |
| 9 | 75 | 10.5 | 60 | 7.5 | 9 | 4 | 225 |
| 0 | 59 | 7.3 | 63 | 8.1 | 0.64 | 6.76 | 16 |
| | | | | | Sum d2 | Sum D2 | 3058 |
| rp = | 0.4055787 | | | | 122.32 | 239.88 | 55.299186 |
| | | | | | | | |
| Megargee, | 1977 | 206 male | Ables | | | | 366.5 |
| L | 65 | 8.5 | 53 | 6.1 | 5.76 | 0.36 | 144 |
| F | 55 | 6.5 | 58 | 7.1 | 0.36 | 2.56 | 9 |
| K | 47 | 4.9 | 57 | 6.9 | 4 | 1.96 | 100 |
| 1 | 70 | 9.5 | 49 | 5.3 | 17.64 | 0.0400000 | 441 |
| 2 | 57 | 6.9 | 56 | 6.7 | 0.0400000 | 1.44 | 1 |
| 3 | 52 | 5.9 | 55 | 6.5 | 0.36 | 1 | 9 |
| 4 | 62 | 7.9 | 71 | 9.7 | 3.24 | 17.64 | 81 |
| 5 | 48 | 5.1 | 57 | 6.9 | 3.24 | 1.96 | 81 |
| 6 | 57 | 6.9 | 53 | 6.1 | 0.6400000 | 0.36 | 16 |
| 7 | 62 | 7.9 | 54 | 6.3 | 2.56 | 0.64 | 64 |
| 8 | 70 | 9.5 | 57 | 6.9 | 6.76 | 1.96 | 169 |
| 9 | 75 | 10.5 | 73 | 10.1 | 0.16 | 21.16 | 4 |
| 0 | 59 | 7.3 | 67 | 8.9 | 2.56 | 11.56 | 64 |
| | | | | | Sum d2 | Sum D2 | 1183 |
| rp = | 0.4059753 | | | | 47.32 | 62.64 | 34.394767 |
| | | | | | | | |
| Megargee, | 1977 | 49 male | Bakers | | | | 366.6 |
| L | 65 | 8.5 | 53 | 6.1 | 5.76 | 0.36 | 144 |
| F | 55 | 6.5 | 60 | 7.5 | 1 | 4 | 25 |
| K | 47 | 4.9 | 51 | 5.7 | 0.64 | 0.0400000 | 16 |
| 1 | 70 | 9.5 | 49 | 5.3 | 17.64 | 0.0400000 | 441 |
| 2 | 57 | 6.9 | 70 | 9.5 | 6.76 | 16 | 169 |

| | | | | | | | |
|---|---|---|---|---|---|---|---|
| 3 | 52 | 5.9 | 55 | 6.5 | 0.36 | 1 | 9 |
| 4 | 62 | 7.9 | 71 | 9.7 | 3.24 | 17.64 | 81 |
| 5 | 48 | 5.1 | 55 | 6.5 | 1.96 | 1 | 49 |
| 6 | 57 | 6.9 | 56 | 6.7 | 0.0400000 | 1.44 | 1 |
| 7 | 62 | 7.9 | 56 | 6.7 | 1.44 | 1.44 | 36 |
| 8 | 70 | 9.5 | 55 | 6.5 | 9 | 1 | 225 |
| 9 | 75 | 10.5 | 60 | 7.5 | 9 | 4 | 225 |
| 0 | 59 | 7.3 | 58 | 7.1 | 0.0400000 | 2.56 | 1 |
| | | | | | Sum d2 | Sum D2 | 1422 |
| rp = | 0.2743046 | | | | 56.88 | 50.52 | 37.709415 |
| | | | | | | | |
| Megargee, | 1977 | 109 male | Charlies | | | | 366.7 |
| L | 65 | 8.5 | 50 | 5.5 | 9 | 0 | 225 |
| F | 55 | 6.5 | 82 | 11.9 | 29.16 | 40.96 | 729 |
| K | 47 | 4.9 | 46 | 4.7 | 0.0400000 | 0.64 | 1 |
| 1 | 70 | 9.5 | 59 | 7.3 | 4.84 | 3.24 | 121 |
| 2 | 57 | 6.9 | 70 | 9.5 | 6.76 | 16 | 169 |
| 3 | 52 | 5.9 | 60 | 7.5 | 2.56 | 4 | 64 |
| 4 | 62 | 7.9 | 76 | 10.7 | 7.8399999 | 27.04 | 196 |
| 5 | 48 | 5.1 | 64 | 8.3 | 10.24 | 7.84 | 256 |
| 6 | 57 | 6.9 | 82 | 11.9 | 25 | 40.96 | 625 |
| 7 | 62 | 7.9 | 73 | 10.1 | 4.84 | 21.16 | 121 |
| 8 | 70 | 9.5 | 84 | 12.3 | 7.84 | 46.24 | 196 |
| 9 | 75 | 10.5 | 75 | 10.5 | 0 | 25 | 0 |
| 0 | 59 | 7.3 | 58 | 7.1 | 0.0400000 | 2.56 | 1 |
| | | | | | Sum d2 | Sum D2 | 2704 |
| rp = | 0.4497914 | | | | 108.16 | 235.64 | 52 |
| | | | | | | | |
| Megargee, | 1977 | 121 male | Deltas | | | | 366.8 |
| L | 65 | 8.5 | 50 | 5.5 | 9 | 0 | 225 |
| F | 55 | 6.5 | 64 | 8.3 | 3.24 | 7.84 | 81 |
| K | 47 | 4.9 | 57 | 6.9 | 4 | 1.96 | 100 |
| 1 | 70 | 9.5 | 57 | 6.9 | 6.76 | 1.96 | 169 |
| 2 | 57 | 6.9 | 70 | 9.5 | 6.76 | 16 | 169 |
| 3 | 52 | 5.9 | 60 | 7.5 | 2.56 | 4 | 64 |
| 4 | 62 | 7.9 | 86 | 12.7 | 23.04 | 51.84 | 576 |
| 5 | 48 | 5.1 | 61 | 7.7 | 6.76 | 4.84 | 169 |
| 6 | 57 | 6.9 | 59 | 7.3 | 0.16 | 3.24 | 4 |
| 7 | 62 | 7.9 | 62 | 7.9 | 0 | 5.76 | 0 |
| 8 | 70 | 9.5 | 63 | 8.1 | 1.96 | 6.76 | 49 |
| 9 | 75 | 10.5 | 63 | 8.1 | 5.76 | 6.76 | 144 |
| 0 | 59 | 7.3 | 52 | 5.9 | 1.96 | 0.16 | 49 |
| | | | | | Sum d2 | Sum D2 | 1799 |
| rp = | 0.3808294 | | | | 71.96 | 111.12 | 42.414620 |
| | | | | | | | |
| Megargee, | 1977 | 85 male | Easys | | | | 366.9 |

| | | | | | | | |
|---|---|---|---|---|---|---|---|
| L | 65 | 8.5 | 56 | 6.7 | 3.24 | 1.44 | 81 |
| F | 55 | 6.5 | 58 | 7.1 | 0.36 | 2.56 | 9 |
| K | 47 | 4.9 | 62 | 7.9 | 9 | 5.76 | 225 |
| 1 | 70 | 9.5 | 59 | 7.3 | 4.84 | 3.24 | 121 |
| 2 | 57 | 6.9 | 65 | 8.5 | 2.56 | 9 | 64 |
| 3 | 52 | 5.9 | 64 | 8.3 | 5.76 | 7.84 | 144 |
| 4 | 62 | 7.9 | 69 | 9.3 | 1.96 | 14.44 | 49 |
| 5 | 48 | 5.1 | 57 | 6.9 | 3.24 | 1.96 | 81 |
| 6 | 57 | 6.9 | 56 | 6.7 | 0.0400000 | 1.44 | 1 |
| 7 | 62 | 7.9 | 58 | 7.1 | 0.6400000 | 2.56 | 16 |
| 8 | 70 | 9.5 | 59 | 7.3 | 4.84 | 3.24 | 121 |
| 9 | 75 | 10.5 | 60 | 7.5 | 9 | 4 | 225 |
| 0 | 59 | 7.3 | 49 | 5.3 | 4 | 0.0400000 | 100 |
| | | | | | Sum d2 | Sum D2 | 1237 |
| rp = | 0.3671015 | | | | 49.48 | 57.52 | 35.171010 |
| | | | | | | | |
| Megargee, | 1977 | 97 male | Foxtrots | | | | 366.1 |
| L | 65 | 8.5 | 50 | 5.5 | 9 | 0 | 225 |
| F | 55 | 6.5 | 73 | 10.1 | 12.96 | 21.16 | 324 |
| K | 47 | 4.9 | 51 | 5.7 | 0.64 | 0.0400000 | 16 |
| 1 | 70 | 9.5 | 54 | 6.3 | 10.24 | 0.64 | 256 |
| 2 | 57 | 6.9 | 63 | 8.1 | 1.44 | 6.76 | 36 |
| 3 | 52 | 5.9 | 55 | 6.5 | 0.36 | 1 | 9 |
| 4 | 62 | 7.9 | 76 | 10.7 | 7.8399999 | 27.04 | 196 |
| 5 | 48 | 5.1 | 57 | 6.9 | 3.24 | 1.96 | 81 |
| 6 | 57 | 6.9 | 59 | 7.3 | 0.16 | 3.24 | 4 |
| 7 | 62 | 7.9 | 60 | 7.5 | 0.16 | 4 | 4 |
| 8 | 70 | 9.5 | 73 | 10.1 | 0.36 | 21.16 | 9 |
| 9 | 75 | 10.5 | 81 | 11.7 | 1.44 | 38.44 | 36 |
| 0 | 59 | 7.3 | 51 | 5.7 | 2.56 | 0.0400000 | 64 |
| | | | | | Sum d2 | Sum D2 | 1260 |
| rp = | 0.5524773 | | | | 50.4 | 125.48 | 35.496478 |
| | | | | | | | |
| Megargee, | 1977 | 85 male | Georges | | | | 366.11 |
| L | 65 | 8.5 | 60 | 7.5 | 1 | 4 | 25 |
| F | 55 | 6.5 | 58 | 7.1 | 0.36 | 2.56 | 9 |
| K | 47 | 4.9 | 59 | 7.3 | 5.76 | 3.24 | 144 |
| 1 | 70 | 9.5 | 59 | 7.3 | 4.84 | 3.24 | 121 |
| 2 | 57 | 6.9 | 75 | 10.5 | 12.96 | 25 | 324 |
| 3 | 52 | 5.9 | 62 | 7.9 | 4 | 5.76 | 100 |
| 4 | 62 | 7.9 | 71 | 9.7 | 3.24 | 17.64 | 81 |
| 5 | 48 | 5.1 | 62 | 7.9 | 7.84 | 5.76 | 196 |
| 6 | 57 | 6.9 | 53 | 6.1 | 0.6400000 | 0.36 | 16 |
| 7 | 62 | 7.9 | 60 | 7.5 | 0.16 | 4 | 4 |
| 8 | 70 | 9.5 | 57 | 6.9 | 6.76 | 1.96 | 169 |
| 9 | 75 | 10.5 | 55 | 6.5 | 16 | 1 | 400 |

| | | | | | | | |
|---|---|---|---|---|---|---|---|
| 0 | 59 | 7.3 | 52 | 5.9 | 1.96 | 0.16 | 49 |
| | | | | | Sum d2 | Sum D2 | 1638 |
| rp = | 0.3087149 | | | | 65.52 | 74.68 | 40.472212 |
| | | | | | | | |
| Megargee, | 1977 | 158 male | Hows | | | | 366.12 |
| L | 65 | 8.5 | 56 | 6.7 | 3.24 | 1.44 | 81 |
| F | 55 | 6.5 | 78 | 11.1 | 21.16 | 31.36 | 529 |
| K | 47 | 4.9 | 55 | 6.5 | 2.56 | 1 | 64 |
| 1 | 70 | 9.5 | 80 | 11.5 | 4 | 36 | 100 |
| 2 | 57 | 6.9 | 89 | 13.3 | 40.96 | 60.84 | 1024 |
| 3 | 52 | 5.9 | 76 | 10.7 | 23.04 | 27.04 | 576 |
| 4 | 62 | 7.9 | 81 | 11.7 | 14.44 | 38.44 | 361 |
| 5 | 48 | 5.1 | 67 | 8.9 | 14.44 | 11.56 | 361 |
| 6 | 57 | 6.9 | 70 | 9.5 | 6.76 | 16 | 169 |
| 7 | 62 | 7.9 | 81 | 11.7 | 14.44 | 38.44 | 361 |
| 8 | 70 | 9.5 | 90 | 13.5 | 16 | 64 | 400 |
| 9 | 75 | 10.5 | 65 | 8.5 | 4 | 9 | 100 |
| 0 | 59 | 7.3 | 61 | 7.7 | 0.16 | 4.84 | 4 |
| | | | | | Sum d2 | Sum D2 | 4130 |
| rp = | 0.4041693 | | | | 165.2 | 339.96 | 64.265076 |
| | | | | | | | |
| Megargee, | 1977 | 231 male | Items | | | | 366.13 |
| L | 65 | 8.5 | 53 | 6.1 | 5.76 | 0.36 | 144 |
| F | 55 | 6.5 | 60 | 7.5 | 1 | 4 | 25 |
| K | 47 | 4.9 | 55 | 6.5 | 2.56 | 1 | 64 |
| 1 | 70 | 9.5 | 54 | 6.3 | 10.24 | 0.64 | 256 |
| 2 | 57 | 6.9 | 65 | 8.5 | 2.56 | 9 | 64 |
| 3 | 52 | 5.9 | 56 | 6.7 | 0.64 | 1.44 | 16 |
| 4 | 62 | 7.9 | 62 | 7.9 | 0 | 5.76 | 0 |
| 5 | 48 | 5.1 | 61 | 7.7 | 6.76 | 4.84 | 169 |
| 6 | 57 | 6.9 | 56 | 6.7 | 0.0400000 | 1.44 | 1 |
| 7 | 62 | 7.9 | 58 | 7.1 | 0.6400000 | 2.56 | 16 |
| 8 | 70 | 9.5 | 57 | 6.9 | 6.76 | 1.96 | 169 |
| 9 | 75 | 10.5 | 60 | 7.5 | 9 | 4 | 225 |
| 0 | 59 | 7.3 | 52 | 5.9 | 1.96 | 0.16 | 49 |
| | | | | | Sum d2 | Sum D2 | 1198 |
| rp = | 0.2871169 | | | | 47.92 | 37.16 | 34.612136 |
| | | | | | | | |
| Megargee, | 1977 | 36 male | Junipers | | | | 366.14 |
| L | 65 | 8.5 | 53 | 6.1 | 5.76 | 0.36 | 144 |
| F | 55 | 6.5 | 68 | 9.1 | 6.76 | 12.96 | 169 |
| K | 47 | 4.9 | 51 | 5.7 | 0.64 | 0.0400000 | 16 |
| 1 | 70 | 9.5 | 52 | 5.9 | 12.96 | 0.16 | 324 |
| 2 | 57 | 6.9 | 63 | 8.1 | 1.44 | 6.76 | 36 |
| 3 | 52 | 5.9 | 51 | 5.7 | 0.0400000 | 0.0400000 | 1 |
| 4 | 62 | 7.9 | 64 | 8.3 | 0.16 | 7.84 | 4 |

| | | | | | | | |
|---|---|---|---|---|---|---|---|
| 5 | 48 | 5.1 | 59 | 7.3 | 4.84 | 3.24 | 121 |
| 6 | 57 | 6.9 | 59 | 7.3 | 0.16 | 3.24 | 4 |
| 7 | 62 | 7.9 | 73 | 10.1 | 4.84 | 21.16 | 121 |
| 8 | 70 | 9.5 | 80 | 11.5 | 4 | 36 | 100 |
| 9 | 75 | 10.5 | 78 | 11.1 | 0.36 | 31.36 | 9 |
| 0 | 59 | 7.3 | 54 | 6.3 | 1 | 0.64 | 25 |
| | | | | | Sum d2 | Sum D2 | 1074 |
| rp = | 0.6024430 | | | | 42.96 | 123.8 | 32.771939 |
| | | | | | | | |
| open | | | | | | | |
| | | | | | | | |
| | | | | | | | |
| | | | | | | | |
| | | | | | | | |
| | | | | | | | |
| | | | | | | | |
| | | | | | | | |
| | | | | | | | |
| | | | | | | | |
| | | | | | | | |
| | | | | | | | |
| | | | | | | | |
| | | | | | | | |
| | | | | | | | |
| | | | | | | | |
| | | | | | | | |
| Smith | 2002 | 15 mixed | Cluster B w | with subst | ance relate | d disorder | 473.1 |
| L | 65 | 8.5 | 46.6 | 4.82 | 13.5424 | 0.4624 | 338.56 |
| F | 55 | 6.5 | 67 | 8.9 | 5.76 | 11.56 | 144 |
| K | 47 | 4.9 | 44.5 | 4.4 | 0.25 | 1.21 | 6.25 |
| 1 | 70 | 9.5 | 62.1 | 7.92 | 2.4964 | 5.8564 | 62.41 |
| 2 | 57 | 6.9 | 65.9 | 8.68 | 3.1684 | 10.1124 | 79.210000 |
| 3 | 52 | 5.9 | 64.3 | 8.36 | 6.0516 | 8.1796 | 151.29 |
| 4 | 62 | 7.9 | 77.1 | 10.92 | 9.12039999 | 29.3764 | 228.01 |
| 5 | 48 | 5.1 | 56.2 | 6.74 | 2.6896 | 1.5376 | 67.240000 |
| 6 | 57 | 6.9 | 67.9 | 9.08 | 4.75240000 | 12.8164 | 118.81 |
| 7 | 62 | 7.9 | 72.4 | 9.98 | 4.3264 | 20.0704 | 108.16 |
| 8 | 70 | 9.5 | 69.3 | 9.36 | 0.01960000 | 14.8996 | 0.49000000 |
| 9 | 75 | 10.5 | 61.1 | 7.72 | 7.7284 | 4.9284 | 193.21 |
| 0 | 59 | 7.3 | 51.6 | 5.82 | 2.1904 | 0.1024 | 54.76 |
| | | | | | Sum d2 | Sum D2 | 1552.4 |
| rp = | 0.4659970 | | | | 62.096 | 121.112 | 39.400507 |
| | | | | | | | |
| Smith | 2002 | 33 mixed | Cluster B w | w/o subst | ance relate | d disorder | 473.2 |
| L | 65 | 8.5 | 52.1 | 5.92 | 6.6564 | 0.1764 | 166.41 |
| F | 55 | 6.5 | 63.5 | 8.2 | 2.89 | 7.29 | 72.25 |

| | | | | | | | |
|---|---|---|---|---|---|---|---|
| K | 47 | 4.9 | 46.4 | 4.78 | 0.0144000 | 0.5184000 | 0.3600000 |
| 1 | 70 | 9.5 | 56.2 | 6.74 | 7.6176 | 1.5376 | 190.44 |
| 2 | 57 | 6.9 | 66.2 | 8.74 | 3.3856 | 10.4976 | 84.640000 |
| 3 | 52 | 5.9 | 59.7 | 7.44 | 2.3716 | 3.7636 | 59.29 |
| 4 | 62 | 7.9 | 66.6 | 8.82 | 0.8463999 | 11.0224 | 21.159999 |
| 5 | 48 | 5.1 | 53 | 6.1 | 1 | 0.36 | 25 |
| 6 | 57 | 6.9 | 62.2 | 7.94 | 1.0816 | 5.9536 | 27.04 |
| 7 | 62 | 7.9 | 65.1 | 8.52 | 0.3843999 | 9.1204 | 9.6099999 |
| 8 | 70 | 9.5 | 65.5 | 8.6 | 0.8100000 | 9.61 | 20.25 |
| 9 | 75 | 10.5 | 57.4 | 6.98 | 12.3904 | 2.1904 | 309.76 |
| 0 | 59 | 7.3 | 55.2 | 6.54 | 0.5775999 | 1.0816 | 14.44 |
| | | | | | Sum d2 | Sum D2 | 1000.65 |
| rp = | 0.4750963 | | | | 40.026 | 63.122 | 31.633052 |
| | | | | | | | |
| Smith | 2002 | 18 mixed | with Cluste | r A or C | | | 473.3 |
| L | 65 | 8.5 | 50.6 | 5.62 | 8.2944 | 0.0144 | 207.36 |
| F | 55 | 6.5 | 66.3 | 8.76 | 5.1076 | 10.6276 | 127.69 |
| K | 47 | 4.9 | 49.9 | 5.48 | 0.3363999 | 0.0004000 | 8.4099999 |
| 1 | 70 | 9.5 | 55.5 | 6.6 | 8.41 | 1.21 | 210.25 |
| 2 | 57 | 6.9 | 75.2 | 10.54 | 13.2496 | 25.4016 | 331.24 |
| 3 | 52 | 5.9 | 58.8 | 7.26 | 1.8496 | 3.0976 | 46.24 |
| 4 | 62 | 7.9 | 66.4 | 8.78 | 0.7744000 | 10.7584 | 19.36 |
| 5 | 48 | 5.1 | 59.1 | 7.32 | 4.9284 | 3.3124 | 123.21 |
| 6 | 57 | 6.9 | 62.3 | 7.96 | 1.1236 | 6.0516 | 28.09 |
| 7 | 62 | 7.9 | 72.9 | 10.08 | 4.7524000 | 20.9764 | 118.81 |
| 8 | 70 | 9.5 | 69.8 | 9.46 | 0.0016000 | 15.6816 | 0.0400000 |
| 9 | 75 | 10.5 | 50.7 | 5.64 | 23.6196 | 0.0196000 | 590.49 |
| 0 | 59 | 7.3 | 67.2 | 8.94 | 2.6896 | 11.8336 | 67.240000 |
| | | | | | Sum d2 | Sum D2 | 1878.43 |
| rp = | 0.3563780 | | | | 75.1372 | 108.9852 | 43.340858 |
| | | | | | | | |
| Larrabee, | 1998 | 6 mixed so | matic malin | gerers | | | 313.021 |
| L | 65 | 8.5 | 59 | 7.3 | 1.44 | 3.24 | 36 |
| F | 55 | 6.5 | 64 | 8.3 | 3.24 | 7.84 | 81 |
| K | 47 | 4.9 | 55 | 6.5 | 2.56 | 1 | 64 |
| 1 | 70 | 9.5 | 85 | 12.5 | 9 | 49 | 225 |
| 2 | 57 | 6.9 | 85 | 12.5 | 31.36 | 49 | 784 |
| 3 | 52 | 5.9 | 94 | 14.3 | 70.56 | 77.44 | 1764 |
| 4 | 62 | 7.9 | 62 | 7.9 | 0 | 5.76 | 0 |
| 5 | 48 | 5.1 | 52 | 5.9 | 0.6400000 | 0.16 | 16 |
| 6 | 57 | 6.9 | 69 | 9.3 | 5.76 | 14.44 | 144 |
| 7 | 62 | 7.9 | 82 | 11.9 | 16 | 40.96 | 400 |
| 8 | 70 | 9.5 | 82 | 11.9 | 5.76 | 40.96 | 144 |
| 9 | 75 | 10.5 | 50 | 5.5 | 25 | 0 | 625 |
| 0 | 59 | 7.3 | 59 | 7.3 | 0 | 3.24 | 0 |
| | | | | | Sum d2 | Sum D2 | 4283 |

| | | | | | | | |
|---|---|---|---|---|---|---|---|
| rp = | 0.3330218 | | | | 171.32 | 293.04 | 65.444633 |
| | | | | | | | |
| Larrabee, | 1998 | 6 mixed | chronic pa | in patients | deemed m | alingering | 313.022 |
| L | 65 | 8.5 | 54 | 6.3 | 4.84 | 0.64 | 121 |
| F | 55 | 6.5 | 55 | 6.5 | 0 | 1 | 0 |
| K | 47 | 4.9 | 49 | 5.3 | 0.16 | 0.0400000 | 4 |
| 1 | 70 | 9.5 | 74 | 10.3 | 0.6400000 | 23.04 | 16 |
| 2 | 57 | 6.9 | 69 | 9.3 | 5.76 | 14.44 | 144 |
| 3 | 52 | 5.9 | 75 | 10.5 | 21.16 | 25 | 529 |
| 4 | 62 | 7.9 | 59 | 7.3 | 0.3600000 | 3.24 | 9 |
| 5 | 48 | 5.1 | 48 | 5.1 | 0 | 0.16 | 0 |
| 6 | 57 | 6.9 | 58 | 7.1 | 0.0399999 | 2.56 | 1 |
| 7 | 62 | 7.9 | 62 | 7.9 | 0 | 5.76 | 0 |
| 8 | 70 | 9.5 | 60 | 7.5 | 4 | 4 | 100 |
| 9 | 75 | 10.5 | 52 | 5.9 | 21.16 | 0.16 | 529 |
| 0 | 59 | 7.3 | 54 | 6.3 | 1 | 0.64 | 25 |
| | | | | | Sum d2 | Sum D2 | 1478 |
| rp = | 0.3749207 | | | | 59.12 | 80.68 | 38.444765 |
| | | | | | | | |
| Lundberg- | 1992 | 31 females | with incest | t history | | | 330.5 |
| L | 65 | 8.5 | 46 | 4.7 | 14.44 | 0.64 | 361 |
| F | 55 | 6.5 | 74 | 10.3 | 14.44 | 23.04 | 361 |
| K | 47 | 4.9 | 48 | 5.1 | 0.0399999 | 0.16 | 1 |
| 1 | 70 | 9.5 | 66 | 8.7 | 0.6400000 | 10.24 | 16 |
| 2 | 57 | 6.9 | 75 | 10.5 | 12.96 | 25 | 324 |
| 3 | 52 | 5.9 | 64 | 8.3 | 5.76 | 7.84 | 144 |
| 4 | 62 | 7.9 | 79 | 11.3 | 11.56 | 33.64 | 289 |
| 5 | 48 | 5.1 | 45 | 4.5 | 0.36 | 1 | 9 |
| 6 | 57 | 6.9 | 70 | 9.5 | 6.76 | 16 | 169 |
| 7 | 62 | 7.9 | 73 | 10.1 | 4.84 | 21.16 | 121 |
| 8 | 70 | 9.5 | 83 | 12.1 | 6.76 | 43.56 | 169 |
| 9 | 75 | 10.5 | 60 | 7.5 | 9 | 4 | 225 |
| 0 | 59 | 7.3 | 69 | 9.3 | 4 | 14.44 | 100 |
| | | | | | Sum d2 | Sum D2 | 2289 |
| rp = | 0.4639971 | | | | 91.56 | 200.72 | 47.843494 |
| | | | | | | | |
| Lundberg- | 1992 | 29 females | w/o histor | y of sexual | l abuse | | 330.6 |
| L | 65 | 8.5 | 46 | 4.7 | 14.44 | 0.64 | 361 |
| F | 55 | 6.5 | 55 | 6.5 | 0 | 1 | 0 |
| K | 47 | 4.9 | 57 | 6.9 | 4 | 1.96 | 100 |
| 1 | 70 | 9.5 | 56 | 6.7 | 7.84 | 1.44 | 196 |
| 2 | 57 | 6.9 | 63 | 8.1 | 1.44 | 6.76 | 36 |
| 3 | 52 | 5.9 | 63 | 8.1 | 4.84 | 6.76 | 121 |
| 4 | 62 | 7.9 | 72 | 9.9 | 4 | 19.36 | 100 |
| 5 | 48 | 5.1 | 43 | 4.1 | 1 | 1.96 | 25 |
| 6 | 57 | 6.9 | 63 | 8.1 | 1.44 | 6.76 | 36 |

| | | | | | | | |
|---|---|---|---|---|---|---|---|
| 7 | 62 | 7.9 | 60 | 7.5 | 0.16 | 4 | 4 |
| 8 | 70 | 9.5 | 59 | 7.3 | 4.84 | 3.24 | 121 |
| 9 | 75 | 10.5 | 53 | 6.1 | 19.36 | 0.36 | 484 |
| 0 | 59 | 7.3 | 57 | 6.9 | 0.16 | 1.96 | 4 |
| | | | | | Sum d2 | Sum D2 | 1588 |
| rp = | 0.2486396 | | | | 63.52 | 56.2 | 39.849717 |
| | | | | | | | |
| Hale, | 1988 | 67 male | batterers | | | | 230.01 |
| L | 65 | 8.5 | 50 | 5.5 | 9 | 0 | 225 |
| F | 55 | 6.5 | 68 | 9.1 | 6.76 | 12.96 | 169 |
| K | 47 | 4.9 | 48 | 5.1 | 0.0399999 | 0.16 | 1 |
| 1 | 70 | 9.5 | 62 | 7.9 | 2.56 | 5.76 | 64 |
| 2 | 57 | 6.9 | 77 | 10.9 | 16 | 29.16 | 400 |
| 3 | 52 | 5.9 | 64 | 8.3 | 5.76 | 7.84 | 144 |
| 4 | 62 | 7.9 | 76 | 10.7 | 7.8399999 | 27.04 | 196 |
| 5 | 48 | 5.1 | 67 | 8.9 | 14.44 | 11.56 | 361 |
| 6 | 57 | 6.9 | 67 | 8.9 | 4 | 11.56 | 100 |
| 7 | 62 | 7.9 | 71 | 9.7 | 3.24 | 17.64 | 81 |
| 8 | 70 | 9.5 | 71 | 9.7 | 0.0399999 | 17.64 | 1 |
| 9 | 75 | 10.5 | 63 | 8.1 | 5.76 | 6.76 | 144 |
| 0 | 59 | 7.3 | 60 | 7.5 | 0.0400000 | 4 | 1 |
| | | | | | Sum d2 | Sum D2 | 1887 |
| rp = | 0.4548606 | | | | 75.48 | 152.08 | 43.439613 |
| | | | | | | | |
| Kurman, | 1992 | 24 mixed | PT headac | hes | | | 301.1 |
| L | 65 | 8.5 | 54 | 6.3 | 4.84 | 0.64 | 121 |
| F | 55 | 6.5 | 60 | 7.5 | 1 | 4 | 25 |
| K | 47 | 4.9 | 50 | 5.5 | 0.36 | 0 | 9 |
| 1 | 70 | 9.5 | 74 | 10.3 | 0.6400000 | 23.04 | 16 |
| 2 | 57 | 6.9 | 68 | 9.1 | 4.84 | 12.96 | 121 |
| 3 | 52 | 5.9 | 75 | 10.5 | 21.16 | 25 | 529 |
| 4 | 62 | 7.9 | 57 | 6.9 | 1 | 1.96 | 25 |
| 5 | 48 | 5.1 | 48 | 5.1 | 0 | 0.16 | 0 |
| 6 | 57 | 6.9 | 59 | 7.3 | 0.16 | 3.24 | 4 |
| 7 | 62 | 7.9 | 63 | 8.1 | 0.0399999 | 6.76 | 1 |
| 8 | 70 | 9.5 | 64 | 8.3 | 1.44 | 7.84 | 36 |
| 9 | 75 | 10.5 | 51 | 5.7 | 23.04 | 0.0400000 | 576 |
| 0 | 59 | 7.3 | 55 | 6.5 | 0.64 | 1 | 16 |
| | | | | | Sum d2 | Sum D2 | 1479 |
| rp = | 0.3937282 | | | | 59.16 | 86.64 | 38.457769 |
| | | | | | | | |
| Kurman, | 1992 | 29 mixed | status mig | rainosus | | | 301.2 |
| L | 65 | 8.5 | 54 | 6.3 | 4.84 | 0.64 | 121 |
| F | 55 | 6.5 | 53 | 6.1 | 0.16 | 0.36 | 4 |
| K | 47 | 4.9 | 52 | 5.9 | 1 | 0.16 | 25 |
| 1 | 70 | 9.5 | 73 | 10.1 | 0.36 | 21.16 | 9 |

| | | | | | | | |
|---|---|---|---|---|---|---|---|
| 2 | 57 | 6.9 | 68 | 9.1 | 4.84 | 12.96 | 121 |
| 3 | 52 | 5.9 | 77 | 10.9 | 25 | 29.16 | 625 |
| 4 | 62 | 7.9 | 57 | 6.9 | 1 | 1.96 | 25 |
| 5 | 48 | 5.1 | 48 | 5.1 | 0 | 0.16 | 0 |
| 6 | 57 | 6.9 | 56 | 6.7 | 0.0400000 | 1.44 | 1 |
| 7 | 62 | 7.9 | 63 | 8.1 | 0.0399999 | 6.76 | 1 |
| 8 | 70 | 9.5 | 58 | 7.1 | 5.76 | 2.56 | 144 |
| 9 | 75 | 10.5 | 46 | 4.7 | 33.64 | 0.64 | 841 |
| 0 | 59 | 7.3 | 54 | 6.3 | 1 | 0.64 | 25 |
| | | | | | Sum d2 | Sum D2 | 1942 |
| rp = | 0.2445049 | | | | 77.68 | 78.6 | 44.068129 |
| | | | | | | | |
| Kurman, | 1992 | 28 mixed | status mig | rainosus | with rebou | nd | 301.3 |
| L | 65 | 8.5 | 57 | 6.9 | 2.56 | 1.96 | 64 |
| F | 55 | 6.5 | 56 | 6.7 | 0.0400000 | 1.44 | 1 |
| K | 47 | 4.9 | 50 | 5.5 | 0.36 | 0 | 9 |
| 1 | 70 | 9.5 | 74 | 10.3 | 0.6400000 | 23.04 | 16 |
| 2 | 57 | 6.9 | 71 | 9.7 | 7.8399999 | 17.64 | 196 |
| 3 | 52 | 5.9 | 76 | 10.7 | 23.04 | 27.04 | 576 |
| 4 | 62 | 7.9 | 53 | 6.1 | 3.24 | 0.36 | 81 |
| 5 | 48 | 5.1 | 48 | 5.1 | 0 | 0.16 | 0 |
| 6 | 57 | 6.9 | 55 | 6.5 | 0.16 | 1 | 4 |
| 7 | 62 | 7.9 | 60 | 7.5 | 0.16 | 4 | 4 |
| 8 | 70 | 9.5 | 57 | 6.9 | 6.76 | 1.96 | 169 |
| 9 | 75 | 10.5 | 49 | 5.3 | 27.04 | 0.0400000 | 676 |
| 0 | 59 | 7.3 | 55 | 6.5 | 0.64 | 1 | 16 |
| | | | | | Sum d2 | Sum D2 | 1812 |
| rp = | 0.2805241 | | | | 72.48 | 79.64 | 42.567593 |
| | | | | | | | |
| Kalichman | , 1988 | 16 females | murderers | | | | 270A |
| L | 65 | 8.5 | 53 | 6.1 | 5.76 | 0.36 | 144 |
| F | 55 | 6.5 | 58 | 7.1 | 0.36 | 2.56 | 9 |
| K | 47 | 4.9 | 53 | 6.1 | 1.44 | 0.36 | 36 |
| 1 | 70 | 9.5 | 52 | 5.9 | 12.96 | 0.16 | 324 |
| 2 | 57 | 6.9 | 57 | 6.9 | 0 | 1.96 | 0 |
| 3 | 52 | 5.9 | 57 | 6.9 | 1 | 1.96 | 25 |
| 4 | 62 | 7.9 | 64 | 8.3 | 0.16 | 7.84 | 4 |
| 5 | 48 | 5.1 | 37 | 2.9 | 4.84 | 6.76 | 121 |
| 6 | 57 | 6.9 | 62 | 7.9 | 1 | 5.76 | 25 |
| 7 | 62 | 7.9 | 53 | 6.1 | 3.24 | 0.36 | 81 |
| 8 | 70 | 9.5 | 57 | 6.9 | 6.76 | 1.96 | 169 |
| 9 | 75 | 10.5 | 60 | 7.5 | 9 | 4 | 225 |
| 0 | 59 | 7.3 | 55 | 6.5 | 0.64 | 1 | 16 |
| | | | | | Sum d2 | Sum D2 | 1179 |
| rp = | 0.2830647 | | | | 47.16 | 35.04 | 34.336569 |
| | | | | | | | |

| | | | | | | | |
|---|---|---|---|---|---|---|---|
| Kalichman | , 1988 | 20 male | murderers | | | | 270B |
| L | 65 | 8.5 | 56 | 6.7 | 3.24 | 1.44 | 81 |
| F | 55 | 6.5 | 58 | 7.1 | 0.36 | 2.56 | 9 |
| K | 47 | 4.9 | 59 | 7.3 | 5.76 | 3.24 | 144 |
| 1 | 70 | 9.5 | 57 | 6.9 | 6.76 | 1.96 | 169 |
| 2 | 57 | 6.9 | 63 | 8.1 | 1.44 | 6.76 | 36 |
| 3 | 52 | 5.9 | 58 | 7.1 | 1.44 | 2.56 | 36 |
| 4 | 62 | 7.9 | 69 | 9.3 | 1.96 | 14.44 | 49 |
| 5 | 48 | 5.1 | 57 | 6.9 | 3.24 | 1.96 | 81 |
| 6 | 57 | 6.9 | 56 | 6.7 | 0.0400000 | 1.44 | 1 |
| 7 | 62 | 7.9 | 56 | 6.7 | 1.44 | 1.44 | 36 |
| 8 | 70 | 9.5 | 57 | 6.9 | 6.76 | 1.96 | 169 |
| 9 | 75 | 10.5 | 58 | 7.1 | 11.56 | 2.56 | 289 |
| 0 | 59 | 7.3 | 53 | 6.1 | 1.44 | 0.36 | 36 |
| | | | | | Sum d2 | Sum D2 | 1136 |
| rp = | 0.3389583 | | | | 45.44 | 42.68 | 33.704599 |
| | | | | | | | |
| Kalichman | , 1988 | 19 male | murderers | | | | 270C |
| L | 65 | 8.5 | 56 | 6.7 | 3.24 | 1.44 | 81 |
| F | 55 | 6.5 | 58 | 7.1 | 0.36 | 2.56 | 9 |
| K | 47 | 4.9 | 57 | 6.9 | 4 | 1.96 | 100 |
| 1 | 70 | 9.5 | 52 | 5.9 | 12.96 | 0.16 | 324 |
| 2 | 57 | 6.9 | 58 | 7.1 | 0.0399999 | 2.56 | 1 |
| 3 | 52 | 5.9 | 53 | 6.1 | 0.0399999 | 0.36 | 1 |
| 4 | 62 | 7.9 | 67 | 8.9 | 1 | 11.56 | 25 |
| 5 | 48 | 5.1 | 55 | 6.5 | 1.96 | 1 | 49 |
| 6 | 57 | 6.9 | 56 | 6.7 | 0.0400000 | 1.44 | 1 |
| 7 | 62 | 7.9 | 56 | 6.7 | 1.44 | 1.44 | 36 |
| 8 | 70 | 9.5 | 59 | 7.3 | 4.84 | 3.24 | 121 |
| 9 | 75 | 10.5 | 65 | 8.5 | 4 | 9 | 100 |
| 0 | 59 | 7.3 | 47 | 4.9 | 5.76 | 0.36 | 144 |
| | | | | | Sum d2 | Sum D2 | 992 |
| rp = | 0.3707580 | | | | 39.68 | 37.08 | 31.496031 |
| | | | | | | | |
| Hale, | , 1988 | 7 male | batterers | | | | 230.02 |
| L | 65 | 8.5 | 53 | 6.1 | 5.76 | 0.36 | 144 |
| F | 55 | 6.5 | 92 | 13.9 | 54.76 | 70.56 | 1369 |
| K | 47 | 4.9 | 51 | 5.7 | 0.64 | 0.0400000 | 16 |
| 1 | 70 | 9.5 | 82 | 11.9 | 5.76 | 40.96 | 144 |
| 2 | 57 | 6.9 | 94 | 14.3 | 54.76 | 77.44 | 1369 |
| 3 | 52 | 5.9 | 78 | 11.1 | 27.04 | 31.36 | 676 |
| 4 | 62 | 7.9 | 90 | 13.5 | 31.36 | 64 | 784 |
| 5 | 48 | 5.1 | 71 | 9.7 | 21.16 | 17.64 | 529 |
| 6 | 57 | 6.9 | 91 | 13.7 | 46.24 | 67.24 | 1156 |
| 7 | 62 | 7.9 | 91 | 13.7 | 33.64 | 67.24 | 841 |
| 8 | 70 | 9.5 | 99 | 15.3 | 33.64 | 96.04 | 841 |

| | | | | | | | |
|---|---|---|---|---|---|---|---|
| 9 | 75 | 10.5 | 78 | 11.1 | 0.36 | 31.36 | 9 |
| 0 | 59 | 7.3 | 66 | 8.7 | 1.96 | 10.24 | 49 |
| | | | | | Sum d2 | Sum D2 | 7927 |
| rp = | 0.3260213 | | | | 317.08 | 574.48 | 89.033701 |
| | | | | | | | |
| Hale, | , 1988 | 10 male | batterers | | | | 230.03 |
| L | 65 | 8.5 | 50 | 5.5 | 9 | 0 | 225 |
| F | 55 | 6.5 | 55 | 6.5 | 0 | 1 | 0 |
| K | 47 | 4.9 | 51 | 5.7 | 0.64 | 0.0400000 | 16 |
| 1 | 70 | 9.5 | 49 | 5.3 | 17.64 | 0.0400000 | 441 |
| 2 | 57 | 6.9 | 60 | 7.5 | 0.36 | 4 | 9 |
| 3 | 52 | 5.9 | 55 | 6.5 | 0.36 | 1 | 9 |
| 4 | 62 | 7.9 | 62 | 7.9 | 0 | 5.76 | 0 |
| 5 | 48 | 5.1 | 57 | 6.9 | 3.24 | 1.96 | 81 |
| 6 | 57 | 6.9 | 50 | 5.5 | 1.96 | 0 | 49 |
| 7 | 62 | 7.9 | 50 | 5.5 | 5.76 | 0 | 144 |
| 8 | 70 | 9.5 | 50 | 5.5 | 16 | 0 | 400 |
| 9 | 75 | 10.5 | 58 | 7.1 | 11.56 | 2.56 | 289 |
| 0 | 59 | 7.3 | 51 | 5.7 | 2.56 | 0.0400000 | 64 |
| | | | | | Sum d2 | Sum D2 | 1727 |
| rp = | -0.0246217 | | | | 69.08 | 16.4 | 41.557189 |
| | | | | | | | |
| Hale, | , 1988 | 50 male | batterers | | | | 230.04 |
| L | 65 | 8.5 | 50 | 5.5 | 9 | 0 | 225 |
| F | 55 | 6.5 | 68 | 9.1 | 6.76 | 12.96 | 169 |
| K | 47 | 4.9 | 46 | 4.7 | 0.0400000 | 0.64 | 1 |
| 1 | 70 | 9.5 | 62 | 7.9 | 2.56 | 5.76 | 64 |
| 2 | 57 | 6.9 | 77 | 10.9 | 16 | 29.16 | 400 |
| 3 | 52 | 5.9 | 64 | 8.3 | 5.76 | 7.84 | 144 |
| 4 | 62 | 7.9 | 76 | 10.7 | 7.8399999 | 27.04 | 196 |
| 5 | 48 | 5.1 | 67 | 8.9 | 14.44 | 11.56 | 361 |
| 6 | 57 | 6.9 | 67 | 8.9 | 4 | 11.56 | 100 |
| 7 | 62 | 7.9 | 71 | 9.7 | 3.24 | 17.64 | 81 |
| 8 | 70 | 9.5 | 71 | 9.7 | 0.0399999 | 17.64 | 1 |
| 9 | 75 | 10.5 | 63 | 8.1 | 5.76 | 6.76 | 144 |
| 0 | 59 | 7.3 | 61 | 7.7 | 0.16 | 4.84 | 4 |
| | | | | | Sum d2 | Sum D2 | 1890 |
| rp = | 0.4568185 | | | | 75.6 | 153.4 | 43.474130 |
| | | | | | | | |
| Bernard, | 1984 | 46 males | domestic al | busers | | | 39.1 |
| L | 65 | 8.5 | 46 | 4.7 | 14.44 | 0.64 | 361 |
| F | 55 | 6.5 | 66 | 8.7 | 4.84 | 10.24 | 121 |
| K | 47 | 4.9 | 49 | 5.3 | 0.16 | 0.0400000 | 4 |
| 1 | 70 | 9.5 | 72 | 9.9 | 0.16 | 19.36 | 4 |
| 2 | 57 | 6.9 | 70 | 9.5 | 6.76 | 16 | 169 |
| 3 | 52 | 5.9 | 60 | 7.5 | 2.56 | 4 | 64 |

| | | | | | | | |
|---|---|---|---|---|---|---|---|
| 4 | 62 | 7.9 | 86 | 12.7 | 23.04 | 51.84 | 576 |
| 5 | 48 | 5.1 | 71 | 9.7 | 21.16 | 17.64 | 529 |
| 6 | 57 | 6.9 | 65 | 8.5 | 2.56 | 9 | 64 |
| 7 | 62 | 7.9 | 89 | 13.3 | 29.16 | 60.84 | 729 |
| 8 | 70 | 9.5 | 90 | 13.5 | 16 | 64 | 400 |
| 9 | 75 | 10.5 | 70 | 9.5 | 1 | 16 | 25 |
| 0 | 59 | 7.3 | 55 | 6.5 | 0.64 | 1 | 16 |
| | | | | | Sum d2 | Sum D2 | 3062 |
| rp = | 0.4463430 | | | | 122.48 | 270.6 | 55.335341 |
| | | | | | | | |
| Parsons, | 1997 | 54 | Ables | males | | | 409.01 |
| L | 65 | 8.5 | 55.2 | 6.54 | 3.8416 | 1.0816 | 96.039999 |
| F | 55 | 6.5 | 52.8 | 6.06 | 0.1936 | 0.3136 | 4.8400000 |
| K | 47 | 4.9 | 48.8 | 5.26 | 0.1296 | 0.0576000 | 3.2399999 |
| 1 | 70 | 9.5 | 45.7 | 4.64 | 23.6196 | 0.7395999 | 590.49 |
| 2 | 57 | 6.9 | 46.5 | 4.8 | 4.41 | 0.49 | 110.25 |
| 3 | 52 | 5.9 | 43.4 | 4.18 | 2.9584 | 1.7424 | 73.96 |
| 4 | 62 | 7.9 | 58 | 7.1 | 0.6400000 | 2.56 | 16 |
| 5 | 48 | 5.1 | 40.3 | 3.56 | 2.3716 | 3.7636 | 59.29 |
| 6 | 57 | 6.9 | 46.3 | 4.76 | 4.5796 | 0.5476 | 114.49 |
| 7 | 62 | 7.9 | 43.5 | 4.2 | 13.69 | 1.69 | 342.25 |
| 8 | 70 | 9.5 | 46.3 | 4.76 | 22.4676 | 0.5476 | 561.69 |
| 9 | 75 | 10.5 | 64.2 | 8.34 | 4.6656 | 8.0656 | 116.64 |
| 0 | 59 | 7.3 | 43.9 | 4.28 | 9.1204 | 1.4884 | 228.01 |
| | | | | | Sum d2 | Sum D2 | 2317.19 |
| rp = | -0.1225662 | | | | 92.6876 | 23.0876 | 48.137199 |
| | | | | | | | |
| Parsons, | 1997 | 9 | Bakers | males | | | 409.02 |
| L | 65 | 8.5 | 53.9 | 6.28 | 4.9284 | 0.6083999 | 123.21 |
| F | 55 | 6.5 | 54.9 | 6.48 | 0.0004000 | 0.9603999 | 0.0100000 |
| K | 47 | 4.9 | 43.8 | 4.26 | 0.4096000 | 1.5376 | 10.24 |
| 1 | 70 | 9.5 | 46.6 | 4.82 | 21.9024 | 0.4624 | 547.56 |
| 2 | 57 | 6.9 | 56.2 | 6.74 | 0.0256 | 1.5376 | 0.6399999 |
| 3 | 52 | 5.9 | 44.4 | 4.38 | 2.3104 | 1.2544 | 57.76 |
| 4 | 62 | 7.9 | 63.1 | 8.12 | 0.0484000 | 6.8644000 | 1.21 |
| 5 | 48 | 5.1 | 45.8 | 4.66 | 0.1936 | 0.7056000 | 4.8400000 |
| 6 | 57 | 6.9 | 57.6 | 7.02 | 0.0144 | 2.3104 | 0.3600000 |
| 7 | 62 | 7.9 | 50.2 | 5.54 | 5.5696 | 0.0016000 | 139.24 |
| 8 | 70 | 9.5 | 49.9 | 5.48 | 16.1604 | 0.0004000 | 404.01 |
| 9 | 75 | 10.5 | 50.3 | 5.56 | 24.4036 | 0.0035999 | 610.09 |
| 0 | 59 | 7.3 | 52.1 | 5.92 | 1.9044 | 0.1764 | 47.61 |
| | | | | | Sum d2 | Sum D2 | 1946.78 |
| rp = | -0.0841463 | | | | 77.8712 | 16.4232 | 44.122329 |
| | | | | | | | |
| Parsons, | 1997 | 16 | Charlie | males | | | 409.03 |
| L | 65 | 8.5 | 46.3 | 4.76 | 13.9876 | 0.5476 | 349.69 |

| | | | | | | | | |
|---|---|---|---|---|---|---|---|---|
| F | 55 | 6.5 | 76.6 | 10.82 | 18.6624 | 28.3024 | 466.56 | |
| K | 47 | 4.9 | 36.7 | 2.84 | 4.2436 | 7.0756 | 106.09 | |
| 1 | 70 | 9.5 | 52.2 | 5.94 | 12.6736 | 0.1936 | 316.84 | |
| 2 | 57 | 6.9 | 53.1 | 6.12 | 0.6084 | 0.3844 | 15.21 | |
| 3 | 52 | 5.9 | 43.1 | 4.12 | 3.1684 | 1.9044 | 79.21 | |
| 4 | 62 | 7.9 | 65 | 8.5 | 0.36 | 9 | 9 | |
| 5 | 48 | 5.1 | 46.4 | 4.78 | 0.1024 | 0.5184000 | 2.56 | |
| 6 | 57 | 6.9 | 77.1 | 10.92 | 16.1604 | 29.3764 | 404.01 | |
| 7 | 62 | 7.9 | 62 | 7.9 | 0 | 5.76 | 0 | |
| 8 | 70 | 9.5 | 72.6 | 10.02 | 0.2704 | 20.4304 | 6.7599999 | |
| 9 | 75 | 10.5 | 70.9 | 9.68 | 0.6723999 | 17.4724 | 16.81 | |
| 0 | 59 | 7.3 | 57.1 | 6.92 | 0.1444 | 2.0164 | 3.6099999 | |
| | | | | | Sum d2 | Sum D2 | 1776.35 | |
| rp = | 0.4161448 | | | | 71.054 | 122.982 | 42.146767 | |
| | | | | | | | | |
| Parsons, | 1997 | 22 | Deltas | males | | | 409.04 | |
| L | 65 | 8.5 | 53.7 | 6.24 | 5.1076 | 0.5476 | 127.69 | |
| F | 55 | 6.5 | 55.4 | 6.58 | 0.0064000 | 1.1664 | 0.1599999 | |
| K | 47 | 4.9 | 52.9 | 6.08 | 1.3924 | 0.3364 | 34.81 | |
| 1 | 70 | 9.5 | 51.9 | 5.88 | 13.1044 | 0.1444 | 327.61 | |
| 2 | 57 | 6.9 | 54.4 | 6.38 | 0.2704 | 0.7744 | 6.7600000 | |
| 3 | 52 | 5.9 | 48.2 | 5.14 | 0.5776 | 0.1296 | 14.44 | |
| 4 | 62 | 7.9 | 72.9 | 10.08 | 4.7524000 | 20.9764 | 118.81 | |
| 5 | 48 | 5.1 | 44.3 | 4.36 | 0.5476 | 1.2996 | 13.69 | |
| 6 | 57 | 6.9 | 54.4 | 6.38 | 0.2704 | 0.7744 | 6.7600000 | |
| 7 | 62 | 7.9 | 54.1 | 6.32 | 2.4964 | 0.6724 | 62.41 | |
| 8 | 70 | 9.5 | 53.3 | 6.16 | 11.1556 | 0.4355999 | 278.89 | |
| 9 | 75 | 10.5 | 52.6 | 6.02 | 20.0704 | 0.2704 | 501.76 | |
| 0 | 59 | 7.3 | 50.5 | 5.6 | 2.89 | 0.0099999 | 72.25 | |
| | | | | | Sum d2 | Sum D2 | 1566.04 | |
| rp = | 0.1021648 | | | | 62.6416 | 27.5376 | 39.573223 | |
| | | | | | | | | |
| Parsons, | 1997 | 13 | Easy | males | | | 409.05 | |
| L | 65 | 8.5 | 57.8 | 7.06 | 2.0736 | 2.4336 | 51.84 | |
| F | 55 | 6.5 | 49.6 | 5.42 | 1.1664 | 0.0064000 | 29.16 | |
| K | 47 | 4.9 | 56 | 6.7 | 3.24 | 1.44 | 81 | |
| 1 | 70 | 9.5 | 59.6 | 7.42 | 4.3264 | 3.6864 | 108.16 | |
| 2 | 57 | 6.9 | 50.7 | 5.64 | 1.5876 | 0.0196000 | 39.69 | |
| 3 | 52 | 5.9 | 60.1 | 7.52 | 2.6244 | 4.0804 | 65.61 | |
| 4 | 62 | 7.9 | 52.8 | 6.06 | 3.3856 | 0.3136 | 84.640000 | |
| 5 | 48 | 5.1 | 41.5 | 3.8 | 1.69 | 2.89 | 42.25 | |
| 6 | 57 | 6.9 | 49.5 | 5.4 | 2.25 | 0.0099999 | 56.25 | |
| 7 | 62 | 7.9 | 46.8 | 4.86 | 9.2416000 | 0.4096000 | 231.04 | |
| 8 | 70 | 9.5 | 48.8 | 5.26 | 17.9776 | 0.0576000 | 449.44 | |
| 9 | 75 | 10.5 | 47.7 | 5.04 | 29.8116 | 0.2115999 | 745.29 | |
| 0 | 59 | 7.3 | 46.9 | 4.88 | 5.8564 | 0.3844 | 146.41 | |

| | | | | | | | |
|---|---|---|---|---|---|---|---|
| | | | | | Sum d2 | Sum D2 | 2130.78 |
| rp = | -0.1323817 | | | | 85.2312 | 15.9432 | 46.160372 |
| | | | | | | | |
| Parsons, | 1997 | 40 | Foxtrots | males | | | 409.06 |
| L | 65 | 8.5 | 51.8 | 5.86 | 6.9696 | 0.1296 | 174.24 |
| F | 55 | 6.5 | 64.4 | 8.38 | 3.5344 | 8.2944 | 88.360000 |
| K | 47 | 4.9 | 45.2 | 4.54 | 0.1296 | 0.9215999 | 3.2399999 |
| 1 | 70 | 9.5 | 50.5 | 5.6 | 15.21 | 0.0099999 | 380.25 |
| 2 | 57 | 6.9 | 48.6 | 5.22 | 2.8224 | 0.0783999 | 70.56 |
| 3 | 52 | 5.9 | 44.8 | 4.46 | 2.0736 | 1.0816 | 51.84 |
| 4 | 62 | 7.9 | 66.9 | 8.88 | 0.9604000 | 11.4244 | 24.010000 |
| 5 | 48 | 5.1 | 42.5 | 4 | 1.21 | 2.25 | 30.25 |
| 6 | 57 | 6.9 | 55.4 | 6.58 | 0.1024 | 1.1664 | 2.56 |
| 7 | 62 | 7.9 | 53.4 | 6.18 | 2.9584 | 0.4624 | 73.96 |
| 8 | 70 | 9.5 | 62.8 | 8.06 | 2.0736 | 6.5535999 | 51.84 |
| 9 | 75 | 10.5 | 74.9 | 10.48 | 0.0003999 | 24.8004 | 0.0099999 |
| 0 | 59 | 7.3 | 47.8 | 5.06 | 5.0176 | 0.1936 | 125.44 |
| | | | | | Sum d2 | Sum D2 | 1076.56 |
| rp = | 0.4250251 | | | | 43.0624 | 57.3664 | 32.810973 |
| | | | | | | | |
| Parsons, | 1997 | 24 | Georges | males | | | 409.07 |
| L | 65 | 8.5 | 56.9 | 6.88 | 2.6244 | 1.9044 | 65.61 |
| F | 55 | 6.5 | 51 | 5.7 | 0.64 | 0.0400000 | 16 |
| K | 47 | 4.9 | 52.5 | 6 | 1.21 | 0.25 | 30.25 |
| 1 | 70 | 9.5 | 51.5 | 5.8 | 13.69 | 0.0899999 | 342.25 |
| 2 | 57 | 6.9 | 58.5 | 7.2 | 0.0899999 | 2.89 | 2.25 |
| 3 | 52 | 5.9 | 47.9 | 5.08 | 0.6724 | 0.1764 | 16.81 |
| 4 | 62 | 7.9 | 58.4 | 7.18 | 0.5184000 | 2.8224 | 12.96 |
| 5 | 48 | 5.1 | 42.8 | 4.06 | 1.0816 | 2.0736 | 27.04 |
| 6 | 57 | 6.9 | 48.5 | 5.2 | 2.89 | 0.0899999 | 72.25 |
| 7 | 62 | 7.9 | 47.7 | 5.04 | 8.1796 | 0.2115999 | 204.49 |
| 8 | 70 | 9.5 | 46.8 | 4.86 | 21.5296 | 0.4096000 | 538.24 |
| 9 | 75 | 10.5 | 47.4 | 4.98 | 30.4704 | 0.2704 | 761.76 |
| 0 | 59 | 7.3 | 49.2 | 5.34 | 3.8416 | 0.0255999 | 96.039999 |
| | | | | | Sum d2 | Sum D2 | 2185.95 |
| rp = | -0.1811795 | | | | 87.438 | 11.254 | 46.754144 |
| | | | | | | | |
| Parsons, | 1997 | 18 | Hows | males | | | 409.08 |
| L | 65 | 8.5 | 55.2 | 6.54 | 3.8416 | 1.0816 | 96.039999 |
| F | 55 | 6.5 | 75.2 | 10.54 | 16.3216 | 25.4016 | 408.04 |
| K | 47 | 4.9 | 47.3 | 4.96 | 0.0035999 | 0.2916000 | 0.0899999 |
| 1 | 70 | 9.5 | 67.7 | 9.04 | 0.2115999 | 12.5316 | 5.2899999 |
| 2 | 57 | 6.9 | 71.3 | 9.76 | 8.1796 | 18.1476 | 204.49 |
| 3 | 52 | 5.9 | 64.7 | 8.44 | 6.4516 | 8.6436000 | 161.29 |
| 4 | 62 | 7.9 | 72.9 | 10.08 | 4.7524000 | 20.9764 | 118.81 |
| 5 | 48 | 5.1 | 52 | 5.9 | 0.6400000 | 0.16 | 16 |

| | | | | | | | | |
|---|---|---|---|---|---|---|---|---|
| 6 | 57 | 6.9 | 70.7 | 9.64 | 7.5076 | 17.1396 | 187.69 | |
| 7 | 62 | 7.9 | 76.3 | 10.76 | 8.1796 | 27.6676 | 204.49 | |
| 8 | 70 | 9.5 | 78.4 | 11.18 | 2.8224 | 32.2624 | 70.560000 | |
| 9 | 75 | 10.5 | 61.2 | 7.74 | 7.6176 | 5.0176 | 190.44 | |
| 0 | 59 | 7.3 | 59.4 | 7.38 | 0.0064000 | 3.5344 | 0.1599999 | |
| | | | | | Sum d2 | Sum D2 | 1663.39 | |
| rp = | 0.5391492 | | | | 66.5356 | 172.8556 | 40.784678 | |
| | | | | | | | | |
| Parsons, | 1997 | 62 | Items | males | | | 409.09 | |
| L | 65 | 8.5 | 58.1 | 7.12 | 1.9044 | 2.6244 | 47.61 | |
| F | 55 | 6.5 | 52.8 | 6.06 | 0.1936 | 0.3136 | 4.8400000 | |
| K | 47 | 4.9 | 47.2 | 4.94 | 0.0016 | 0.3136 | 0.0400000 | |
| 1 | 70 | 9.5 | 48.9 | 5.28 | 17.8084 | 0.0484000 | 445.21 | |
| 2 | 57 | 6.9 | 47.5 | 5 | 3.61 | 0.25 | 90.25 | |
| 3 | 52 | 5.9 | 44.8 | 4.46 | 2.0736 | 1.0816 | 51.84 | |
| 4 | 62 | 7.9 | 48.6 | 5.22 | 7.1824 | 0.0783999 | 179.56 | |
| 5 | 48 | 5.1 | 42.6 | 4.02 | 1.1664 | 2.1904 | 29.16 | |
| 6 | 57 | 6.9 | 52.7 | 6.04 | 0.7395999 | 0.2916000 | 18.49 | |
| 7 | 62 | 7.9 | 47.6 | 5.02 | 8.2944 | 0.2304 | 207.36 | |
| 8 | 70 | 9.5 | 47.6 | 5.02 | 20.0704 | 0.2304 | 501.76 | |
| 9 | 75 | 10.5 | 53 | 6.1 | 19.36 | 0.36 | 484 | |
| 0 | 59 | 7.3 | 48 | 5.1 | 4.84 | 0.16 | 121 | |
| | | | | | Sum d2 | Sum D2 | 2181.12 | |
| rp = | -0.2052251 | | | | 87.2448 | 8.1728 | 46.702462 | |
| | | | | | | | | |
| Parsons, | 1997 | 11 | Jupiters | males | | | 409.1 | |
| L | 65 | 8.5 | 48.9 | 5.28 | 10.3684 | 0.0484000 | 259.21 | |
| F | 55 | 6.5 | 67.7 | 9.04 | 6.4516 | 12.5316 | 161.29 | |
| K | 47 | 4.9 | 37.5 | 3 | 3.61 | 6.25 | 90.25 | |
| 1 | 70 | 9.5 | 53.4 | 6.18 | 11.0224 | 0.4624 | 275.56 | |
| 2 | 57 | 6.9 | 54.3 | 6.36 | 0.2916000 | 0.7395999 | 7.2900000 | |
| 3 | 52 | 5.9 | 47.3 | 4.96 | 0.8836000 | 0.2916000 | 22.09 | |
| 4 | 62 | 7.9 | 57.2 | 6.94 | 0.9216 | 2.0736 | 23.04 | |
| 5 | 48 | 5.1 | 46.4 | 4.78 | 0.1024 | 0.5184000 | 2.56 | |
| 6 | 57 | 6.9 | 57.5 | 7 | 0.0099999 | 2.25 | 0.25 | |
| 7 | 62 | 7.9 | 64.7 | 8.44 | 0.2916000 | 8.6436000 | 7.2900000 | |
| 8 | 70 | 9.5 | 67.6 | 9.02 | 0.2304 | 12.3904 | 5.7600000 | |
| 9 | 75 | 10.5 | 71.7 | 9.84 | 0.4356 | 18.8356 | 10.89 | |
| 0 | 59 | 7.3 | 54.5 | 6.4 | 0.8099999 | 0.8100000 | 20.25 | |
| | | | | | Sum d2 | Sum D2 | 885.73 | |
| rp = | 0.5296001 | | | | 35.4292 | 65.8452 | 29.761216 | |
| | | | | | | | | |
| Nichols | 1979 | 62 | males | A-1 type | | | 381.011 | |
| L | 65 | 8.5 | 56 | 6.7 | 3.24 | 1.44 | 81 | |
| F | 55 | 6.5 | 48 | 5.1 | 1.96 | 0.16 | 49 | |
| K | 47 | 4.9 | 47 | 4.9 | 0 | 0.36 | 0 | |

| | | | | | | | |
|---|---|---|---|---|---|---|---|
| 1 | 70 | 9.5 | 45 | 4.5 | 25 | 1 | 625 |
| 2 | 57 | 6.9 | 42 | 3.9 | 9 | 2.56 | 225 |
| 3 | 52 | 5.9 | 43 | 4.1 | 3.24 | 1.96 | 81 |
| 4 | 62 | 7.9 | 59 | 7.3 | 0.3600000 | 3.24 | 9 |
| 5 | 48 | 5.1 | 38 | 3.1 | 4 | 5.76 | 100 |
| 6 | 57 | 6.9 | 46 | 4.7 | 4.84 | 0.64 | 121 |
| 7 | 62 | 7.9 | 44 | 4.3 | 12.96 | 1.44 | 324 |
| 8 | 70 | 9.5 | 45 | 4.5 | 25 | 1 | 625 |
| 9 | 75 | 10.5 | 59 | 7.3 | 10.24 | 3.24 | 256 |
| 0 | 59 | 7.3 | 44 | 4.3 | 9 | 1.44 | 225 |
| | | | | | Sum d2 | Sum D2 | 2721 |
| rp = | -0.1931593 | | | | 108.84 | 24.24 | 52.163205 |
| | | | | | | | |
| Nichols | 1979 | 76 | males | A-2 type | | | 381.012 |
| L | 65 | 8.5 | 56 | 6.7 | 3.24 | 1.44 | 81 |
| F | 55 | 6.5 | 48 | 5.1 | 1.96 | 0.16 | 49 |
| K | 47 | 4.9 | 49 | 5.3 | 0.16 | 0.0400000 | 4 |
| 1 | 70 | 9.5 | 54 | 6.3 | 10.24 | 0.64 | 256 |
| 2 | 57 | 6.9 | 47 | 4.9 | 4 | 0.36 | 100 |
| 3 | 52 | 5.9 | 52 | 5.9 | 0 | 0.16 | 0 |
| 4 | 62 | 7.9 | 67 | 8.9 | 1 | 11.56 | 25 |
| 5 | 48 | 5.1 | 48 | 5.1 | 0 | 0.16 | 0 |
| 6 | 57 | 6.9 | 53 | 6.1 | 0.6400000 | 0.36 | 16 |
| 7 | 62 | 7.9 | 53 | 6.1 | 3.24 | 0.36 | 81 |
| 8 | 70 | 9.5 | 53 | 6.1 | 11.56 | 0.36 | 289 |
| 9 | 75 | 10.5 | 56 | 6.7 | 14.44 | 1.44 | 361 |
| 0 | 59 | 7.3 | 44 | 4.3 | 9 | 1.44 | 225 |
| | | | | | Sum d2 | Sum D2 | 1487 |
| rp = | 0.0656613 | | | | 59.48 | 18.48 | 38.561638 |
| | | | | | | | |
| Nichols | 1979 | 59 | males | A-3 type | | | 381.013 |
| L | 65 | 8.5 | 52 | 5.9 | 6.76 | 0.16 | 169 |
| F | 55 | 6.5 | 58 | 7.1 | 0.36 | 2.56 | 9 |
| K | 47 | 4.9 | 43 | 4.1 | 0.6400000 | 1.96 | 16 |
| 1 | 70 | 9.5 | 48 | 5.1 | 19.36 | 0.16 | 484 |
| 2 | 57 | 6.9 | 52 | 5.9 | 1 | 0.16 | 25 |
| 3 | 52 | 5.9 | 43 | 4.1 | 3.24 | 1.96 | 81 |
| 4 | 62 | 7.9 | 48 | 5.1 | 7.84 | 0.16 | 196 |
| 5 | 48 | 5.1 | 42 | 3.9 | 1.44 | 2.56 | 36 |
| 6 | 57 | 6.9 | 42 | 3.9 | 9 | 2.56 | 225 |
| 7 | 62 | 7.9 | 44 | 4.3 | 12.96 | 1.44 | 324 |
| 8 | 70 | 9.5 | 42 | 3.9 | 31.36 | 2.56 | 784 |
| 9 | 75 | 10.5 | 47 | 4.9 | 31.36 | 0.36 | 784 |
| 0 | 59 | 7.3 | 54 | 6.3 | 1 | 0.64 | 25 |
| | | | | | Sum d2 | Sum D2 | 3158 |
| rp = | -0.3095583 | | | | 126.32 | 17.24 | 56.196085 |

| | | | | | | | |
|---|---|---|---|---|---|---|---|
| Nichols | 1979 | 52 | males | A-4 type | | | 381.014 |
| L | 65 | 8.5 | 56 | 6.7 | 3.24 | 1.44 | 81 |
| F | 55 | 6.5 | 48 | 5.1 | 1.96 | 0.16 | 49 |
| K | 47 | 4.9 | 51 | 5.7 | 0.64 | 0.0400000 | 16 |
| 1 | 70 | 9.5 | 54 | 6.3 | 10.24 | 0.64 | 256 |
| 2 | 57 | 6.9 | 62 | 7.9 | 1 | 5.76 | 25 |
| 3 | 52 | 5.9 | 50 | 5.5 | 0.16 | 0 | 4 |
| 4 | 62 | 7.9 | 62 | 7.9 | 0 | 5.76 | 0 |
| 5 | 48 | 5.1 | 48 | 5.1 | 0 | 0.16 | 0 |
| 6 | 57 | 6.9 | 57 | 6.9 | 0 | 1.96 | 0 |
| 7 | 62 | 7.9 | 57 | 6.9 | 1 | 1.96 | 25 |
| 8 | 70 | 9.5 | 55 | 6.5 | 9 | 1 | 225 |
| 9 | 75 | 10.5 | 51 | 5.7 | 23.04 | 0.0400000 | 576 |
| 0 | 59 | 7.3 | 61 | 7.7 | 0.16 | 4.84 | 4 |
| | | | | | Sum d2 | Sum D2 | 1261 |
| rp = | 0.1835545 | | | | 50.44 | 23.76 | 35.510561 |
| | | | | | | | |
| Nichols | 1979 | 29 | males | A-5 type | | | 381.015 |
| L | 65 | 8.5 | 56 | 6.7 | 3.24 | 1.44 | 81 |
| F | 55 | 6.5 | 70 | 9.5 | 9 | 16 | 225 |
| K | 47 | 4.9 | 45 | 4.5 | 0.16 | 1 | 4 |
| 1 | 70 | 9.5 | 64 | 8.3 | 1.44 | 7.84 | 36 |
| 2 | 57 | 6.9 | 62 | 7.9 | 1 | 5.76 | 25 |
| 3 | 52 | 5.9 | 57 | 6.9 | 1 | 1.96 | 25 |
| 4 | 62 | 7.9 | 69 | 9.3 | 1.96 | 14.44 | 49 |
| 5 | 48 | 5.1 | 50 | 5.5 | 0.16 | 0 | 4 |
| 6 | 57 | 6.9 | 83 | 12.1 | 27.04 | 43.56 | 676 |
| 7 | 62 | 7.9 | 74 | 10.3 | 5.76 | 23.04 | 144 |
| 8 | 70 | 9.5 | 86 | 12.7 | 10.24 | 51.84 | 256 |
| 9 | 75 | 10.5 | 72 | 9.9 | 0.36 | 19.36 | 9 |
| 0 | 59 | 7.3 | 57 | 6.9 | 0.16 | 1.96 | 4 |
| | | | | | Sum d2 | Sum D2 | 1538 |
| rp = | 0.5886050 | | | | 61.52 | 188.2 | 39.217343 |
| | | | | | | | |
| Nichols | 1979 | 30 | males | A-6 type | | | 381.016 |
| L | 65 | 8.5 | 61 | 7.7 | 0.64 | 4.84 | 16 |
| F | 55 | 6.5 | 61 | 7.7 | 1.44 | 4.84 | 36 |
| K | 47 | 4.9 | 51 | 5.7 | 0.64 | 0.0400000 | 16 |
| 1 | 70 | 9.5 | 57 | 6.9 | 6.76 | 1.96 | 169 |
| 2 | 57 | 6.9 | 54 | 6.3 | 0.3600000 | 0.64 | 9 |
| 3 | 52 | 5.9 | 45 | 4.5 | 1.96 | 1 | 49 |
| 4 | 62 | 7.9 | 64 | 8.3 | 0.16 | 7.84 | 4 |
| 5 | 48 | 5.1 | 42 | 3.9 | 1.44 | 2.56 | 36 |
| 6 | 57 | 6.9 | 68 | 9.1 | 4.84 | 12.96 | 121 |
| 7 | 62 | 7.9 | 64 | 8.3 | 0.16 | 7.84 | 4 |

| | | | | | | | |
|---|---|---|---|---|---|---|---|
| 8 | 70 | 9.5 | 70 | 9.5 | 0 | 16 | 0 |
| 9 | 75 | 10.5 | 56 | 6.7 | 14.44 | 1.44 | 361 |
| 0 | 59 | 7.3 | 59 | 7.3 | 0 | 3.24 | 0 |
| | | | | | Sum d2 | Sum D2 | 821 |
| rp = | 0.5544097 | | | | 32.84 | 65.2 | 28.653097 |
| | | | | | | | |
| Nichols | 1979 | 25 | males | A-7 type | | | 381.017 |
| L | 65 | 8.5 | 56 | 6.7 | 3.24 | 1.44 | 81 |
| F | 55 | 6.5 | 73 | 10.1 | 12.96 | 21.16 | 324 |
| K | 47 | 4.9 | 41 | 3.7 | 1.44 | 3.24 | 36 |
| 1 | 70 | 9.5 | 79 | 11.3 | 3.24 | 33.64 | 81 |
| 2 | 57 | 6.9 | 74 | 10.3 | 11.56 | 23.04 | 289 |
| 3 | 52 | 5.9 | 74 | 10.3 | 19.36 | 23.04 | 484 |
| 4 | 62 | 7.9 | 69 | 9.3 | 1.96 | 14.44 | 49 |
| 5 | 48 | 5.1 | 48 | 5.1 | 0 | 0.16 | 0 |
| 6 | 57 | 6.9 | 57 | 6.9 | 0 | 1.96 | 0 |
| 7 | 62 | 7.9 | 62 | 7.9 | 0 | 5.76 | 0 |
| 8 | 70 | 9.5 | 63 | 8.1 | 1.96 | 6.76 | 49 |
| 9 | 75 | 10.5 | 62 | 7.9 | 6.76 | 5.76 | 169 |
| 0 | 59 | 7.3 | 52 | 5.9 | 1.96 | 0.16 | 49 |
| | | | | | Sum d2 | Sum D2 | 1611 |
| rp = | 0.4933165 | | | | 64.44 | 140.56 | 40.137264 |
| | | | | | | | |
| Nichols | 1979 | 17 | males | A-8 type | | | 381.018 |
| L | 65 | 8.5 | 52 | 5.9 | 6.76 | 0.16 | 169 |
| F | 55 | 6.5 | 85 | 12.5 | 36 | 49 | 900 |
| K | 47 | 4.9 | 41 | 3.7 | 1.44 | 3.24 | 36 |
| 1 | 70 | 9.5 | 77 | 10.9 | 1.96 | 29.16 | 49 |
| 2 | 57 | 6.9 | 78 | 11.1 | 17.64 | 31.36 | 441 |
| 3 | 52 | 5.9 | 71 | 9.7 | 14.44 | 17.64 | 361 |
| 4 | 62 | 7.9 | 72 | 9.9 | 4 | 19.36 | 100 |
| 5 | 48 | 5.1 | 48 | 5.1 | 0 | 0.16 | 0 |
| 6 | 57 | 6.9 | 64 | 8.3 | 1.96 | 7.84 | 49 |
| 7 | 62 | 7.9 | 77 | 10.9 | 9 | 29.16 | 225 |
| 8 | 70 | 9.5 | 69 | 9.3 | 0.0399999 | 14.44 | 1 |
| 9 | 75 | 10.5 | 49 | 5.3 | 27.04 | 0.0400000 | 676 |
| 0 | 59 | 7.3 | 71 | 9.7 | 5.76 | 17.64 | 144 |
| | | | | | Sum d2 | Sum D2 | 3151 |
| rp = | 0.36117587 | | | | 126.04 | 219.2 | 56.133768 |
| | | | | | | | |
| Nichols | 1979 | 31 | males | M-1 type | | | 381.019 |
| L | 65 | 8.5 | 56 | 6.7 | 3.24 | 1.44 | 81 |
| F | 55 | 6.5 | 42 | 3.9 | 6.76 | 2.56 | 169 |
| K | 47 | 4.9 | 47 | 4.9 | 0 | 0.36 | 0 |
| 1 | 70 | 9.5 | 42 | 3.9 | 31.36 | 2.56 | 784 |
| 2 | 57 | 6.9 | 47 | 4.9 | 4 | 0.36 | 100 |

| | | | | | | | |
|---|---|---|---|---|---|---|---|
| 3 | 52 | 5.9 | 42 | 3.9 | 4 | 2.56 | 100 |
| 4 | 62 | 7.9 | 48 | 5.1 | 7.84 | 0.16 | 196 |
| 5 | 48 | 5.1 | 42 | 3.9 | 1.44 | 2.56 | 36 |
| 6 | 57 | 6.9 | 42 | 3.9 | 9 | 2.56 | 225 |
| 7 | 62 | 7.9 | 43 | 4.1 | 14.44 | 1.96 | 361 |
| 8 | 70 | 9.5 | 44 | 4.3 | 27.04 | 1.44 | 676 |
| 9 | 75 | 10.5 | 43 | 4.1 | 40.96 | 1.96 | 1024 |
| 0 | 59 | 7.3 | 51 | 5.7 | 2.56 | 0.0400000 | 64 |
| | | | | | Sum d2 | Sum D2 | 3816 |
| rp = | -0.3719216 | | | | 152.64 | 20.52 | 61.773780 |
| | | | | | | | |
| Nichols | 1979 | 44 | males | M-2 type | | | 381.021 |
| L | 65 | 8.5 | 56 | 6.7 | 3.24 | 1.44 | 81 |
| F | 55 | 6.5 | 48 | 5.1 | 1.96 | 0.16 | 49 |
| K | 47 | 4.9 | 49 | 5.3 | 0.16 | 0.0400000 | 4 |
| 1 | 70 | 9.5 | 45 | 4.5 | 25 | 1 | 625 |
| 2 | 57 | 6.9 | 45 | 4.5 | 5.76 | 1 | 144 |
| 3 | 52 | 5.9 | 43 | 4.1 | 3.24 | 1.96 | 81 |
| 4 | 62 | 7.9 | 52 | 5.9 | 4 | 0.16 | 100 |
| 5 | 48 | 5.1 | 48 | 5.1 | 0 | 0.16 | 0 |
| 6 | 57 | 6.9 | 53 | 6.1 | 0.6400000 | 0.36 | 16 |
| 7 | 62 | 7.9 | 49 | 5.3 | 6.76 | 0.0400000 | 169 |
| 8 | 70 | 9.5 | 47 | 4.9 | 21.16 | 0.36 | 529 |
| 9 | 75 | 10.5 | 56 | 6.7 | 14.44 | 1.44 | 361 |
| 0 | 59 | 7.3 | 45 | 4.5 | 7.84 | 1 | 196 |
| | | | | | Sum d2 | Sum D2 | 2355 |
| rp = | -0.2339533 | | | | 94.2 | 9.12 | 48.528342 |
| | | | | | | | |
| Nichols | 1979 | 36 | males | M-3 type | | | 381.022 |
| L | 65 | 8.5 | 56 | 6.7 | 3.24 | 1.44 | 81 |
| F | 55 | 6.5 | 55 | 6.5 | 0 | 1 | 0 |
| K | 47 | 4.9 | 49 | 5.3 | 0.16 | 0.0400000 | 4 |
| 1 | 70 | 9.5 | 64 | 8.3 | 1.44 | 7.84 | 36 |
| 2 | 57 | 6.9 | 57 | 6.9 | 0 | 1.96 | 0 |
| 3 | 52 | 5.9 | 59 | 7.3 | 1.96 | 3.24 | 49 |
| 4 | 62 | 7.9 | 62 | 7.9 | 0 | 5.76 | 0 |
| 5 | 48 | 5.1 | 48 | 5.1 | 0 | 0.16 | 0 |
| 6 | 57 | 6.9 | 53 | 6.1 | 0.6400000 | 0.36 | 16 |
| 7 | 62 | 7.9 | 49 | 5.3 | 6.76 | 0.0400000 | 169 |
| 8 | 70 | 9.5 | 53 | 6.1 | 11.56 | 0.36 | 289 |
| 9 | 75 | 10.5 | 53 | 6.1 | 19.36 | 0.36 | 484 |
| 0 | 59 | 7.3 | 52 | 5.9 | 1.96 | 0.16 | 49 |
| | | | | | Sum d2 | Sum D2 | 1177 |
| rp = | 0.2098019 | | | | 47.08 | 22.72 | 34.307433 |
| | | | | | | | |
| Nichols | 1979 | 25 | males | M-4 type | | | 381.023 |

| | | | | | | | |
|---|---|---|---|---|---|---|---|
| L | 65 | 8.5 | 56 | 6.7 | 3.24 | 1.44 | 81 |
| F | 55 | 6.5 | 64 | 8.3 | 3.24 | 7.84 | 81 |
| K | 47 | 4.9 | 41 | 3.7 | 1.44 | 3.24 | 36 |
| 1 | 70 | 9.5 | 51 | 5.7 | 14.44 | 0.0400000 | 361 |
| 2 | 57 | 6.9 | 61 | 7.7 | 0.64 | 4.84 | 16 |
| 3 | 52 | 5.9 | 43 | 4.1 | 3.24 | 1.96 | 81 |
| 4 | 62 | 7.9 | 50 | 5.5 | 5.76 | 0 | 144 |
| 5 | 48 | 5.1 | 50 | 5.5 | 0.16 | 0 | 4 |
| 6 | 57 | 6.9 | 68 | 9.1 | 4.84 | 12.96 | 121 |
| 7 | 62 | 7.9 | 59 | 7.3 | 0.3600000 | 3.24 | 9 |
| 8 | 70 | 9.5 | 58 | 7.1 | 5.76 | 2.56 | 144 |
| 9 | 75 | 10.5 | 51 | 5.7 | 23.04 | 0.0400000 | 576 |
| 0 | 59 | 7.3 | 59 | 7.3 | 0 | 3.24 | 0 |
| | | | | | Sum d2 | Sum D2 | 1654 |
| rp = | 0.1567677 | | | | 66.16 | 41.4 | 40.669398 |
| | | | | | | | |
| Nichols | 1979 | 59 | males | M-5 type | | | 381.024 |
| L | 65 | 8.5 | 56 | 6.7 | 3.24 | 1.44 | 81 |
| F | 55 | 6.5 | 48 | 5.1 | 1.96 | 0.16 | 49 |
| K | 47 | 4.9 | 58 | 7.1 | 4.84 | 2.56 | 121 |
| 1 | 70 | 9.5 | 54 | 6.3 | 10.24 | 0.64 | 256 |
| 2 | 57 | 6.9 | 54 | 6.3 | 0.3600000 | 0.64 | 9 |
| 3 | 52 | 5.9 | 52 | 5.9 | 0 | 0.16 | 0 |
| 4 | 62 | 7.9 | 67 | 8.9 | 1 | 11.56 | 25 |
| 5 | 48 | 5.1 | 42 | 3.9 | 1.44 | 2.56 | 36 |
| 6 | 57 | 6.9 | 49 | 5.3 | 2.56 | 0.0400000 | 64 |
| 7 | 62 | 7.9 | 53 | 6.1 | 3.24 | 0.36 | 81 |
| 8 | 70 | 9.5 | 53 | 6.1 | 11.56 | 0.36 | 289 |
| 9 | 75 | 10.5 | 47 | 4.9 | 31.36 | 0.36 | 784 |
| 0 | 59 | 7.3 | 48 | 5.1 | 4.84 | 0.16 | 121 |
| | | | | | Sum d2 | Sum D2 | 1916 |
| rp = | -0.0427210 | | | | 76.64 | 21 | 43.772137 |
| | | | | | | | |
| Nichols | 1979 | 45 | males | M-6 type | | | 381.025 |
| L | 65 | 8.5 | 56 | 6.7 | 3.24 | 1.44 | 81 |
| F | 55 | 6.5 | 51 | 5.7 | 0.64 | 0.0400000 | 16 |
| K | 47 | 4.9 | 51 | 5.7 | 0.64 | 0.0400000 | 16 |
| 1 | 70 | 9.5 | 48 | 5.1 | 19.36 | 0.16 | 484 |
| 2 | 57 | 6.9 | 47 | 4.9 | 4 | 0.36 | 100 |
| 3 | 52 | 5.9 | 45 | 4.5 | 1.96 | 1 | 49 |
| 4 | 62 | 7.9 | 64 | 8.3 | 0.16 | 7.84 | 4 |
| 5 | 48 | 5.1 | 36 | 2.7 | 5.76 | 7.84 | 144 |
| 6 | 57 | 6.9 | 42 | 3.9 | 9 | 2.56 | 225 |
| 7 | 62 | 7.9 | 47 | 4.9 | 9 | 0.36 | 225 |
| 8 | 70 | 9.5 | 47 | 4.9 | 21.16 | 0.36 | 529 |
| 9 | 75 | 10.5 | 62 | 7.9 | 6.76 | 5.76 | 169 |

| | | | | | | | |
|---|---|---|---|---|---|---|---|
| 0 | 59 | 7.3 | 48 | 5.1 | 4.84 | 0.16 | 121 |
| | | | | | Sum d2 | Sum D2 | 2163 |
| rp = | -0.0564102 | | | | 86.52 | 27.92 | 46.508063 |
| | | | | | | | |
| Nichols | 1979 | 34 | males | M-7 type | | | 381.026 |
| L | 65 | 8.5 | 52 | 5.9 | 6.76 | 0.16 | 169 |
| F | 55 | 6.5 | 64 | 8.3 | 3.24 | 7.84 | 81 |
| K | 47 | 4.9 | 47 | 4.9 | 0 | 0.36 | 0 |
| 1 | 70 | 9.5 | 51 | 5.7 | 14.44 | 0.0400000 | 361 |
| 2 | 57 | 6.9 | 45 | 4.5 | 5.76 | 1 | 144 |
| 3 | 52 | 5.9 | 43 | 4.1 | 3.24 | 1.96 | 81 |
| 4 | 62 | 7.9 | 62 | 7.9 | 0 | 5.76 | 0 |
| 5 | 48 | 5.1 | 48 | 5.1 | 0 | 0.16 | 0 |
| 6 | 57 | 6.9 | 57 | 6.9 | 0 | 1.96 | 0 |
| 7 | 62 | 7.9 | 55 | 6.5 | 1.96 | 1 | 49 |
| 8 | 70 | 9.5 | 60 | 7.5 | 4 | 4 | 100 |
| 9 | 75 | 10.5 | 72 | 9.9 | 0.36 | 19.36 | 9 |
| 0 | 59 | 7.3 | 48 | 5.1 | 4.84 | 0.16 | 121 |
| | | | | | Sum d2 | Sum D2 | 1115 |
| rp = | 0.3523090 | | | | 44.6 | 43.76 | 33.391615 |
| | | | | | | | |
| Nichols | 1979 | 18 | males | M-8 type | | | 381.027 |
| L | 65 | 8.5 | 61 | 7.7 | 0.64 | 4.84 | 16 |
| F | 55 | 6.5 | 67 | 8.9 | 5.76 | 11.56 | 144 |
| K | 47 | 4.9 | 47 | 4.9 | 0 | 0.36 | 0 |
| 1 | 70 | 9.5 | 84 | 12.3 | 7.84 | 46.24 | 196 |
| 2 | 57 | 6.9 | 72 | 9.9 | 9 | 19.36 | 225 |
| 3 | 52 | 5.9 | 81 | 11.7 | 33.64 | 38.44 | 841 |
| 4 | 62 | 7.9 | 69 | 9.3 | 1.96 | 14.44 | 49 |
| 5 | 48 | 5.1 | 46 | 4.7 | 0.16 | 0.64 | 4 |
| 6 | 57 | 6.9 | 68 | 9.1 | 4.84 | 12.96 | 121 |
| 7 | 62 | 7.9 | 62 | 7.9 | 0 | 5.76 | 0 |
| 8 | 70 | 9.5 | 63 | 8.1 | 1.96 | 6.76 | 49 |
| 9 | 75 | 10.5 | 59 | 7.3 | 10.24 | 3.24 | 256 |
| 0 | 59 | 7.3 | 56 | 6.7 | 0.36 | 1.44 | 9 |
| | | | | | Sum d2 | Sum D2 | 1910 |
| rp = | 0.4763536 | | | | 76.4 | 166.04 | 43.703546 |
| | | | | | | | |
| Nichols | 1979 | 18 | males | M-9 type | | | 381.028 |
| L | 65 | 8.5 | 52 | 5.9 | 6.76 | 0.16 | 169 |
| F | 55 | 6.5 | 70 | 9.5 | 9 | 16 | 225 |
| K | 47 | 4.9 | 45 | 4.5 | 0.16 | 1 | 4 |
| 1 | 70 | 9.5 | 66 | 8.7 | 0.6400000 | 10.24 | 16 |
| 2 | 57 | 6.9 | 50 | 5.5 | 1.96 | 0 | 49 |
| 3 | 52 | 5.9 | 54 | 6.3 | 0.16 | 0.64 | 4 |
| 4 | 62 | 7.9 | 74 | 10.3 | 5.76 | 23.04 | 144 |

| | | | | | | | |
|---|---|---|---|---|---|---|---|
| 5 | 48 | 5.1 | 46 | 4.7 | 0.16 | 0.64 | 4 |
| 6 | 57 | 6.9 | 72 | 9.9 | 9 | 19.36 | 225 |
| 7 | 62 | 7.9 | 57 | 6.9 | 1 | 1.96 | 25 |
| 8 | 70 | 9.5 | 69 | 9.3 | 0.0399999 | 14.44 | 1 |
| 9 | 75 | 10.5 | 69 | 9.3 | 1.44 | 14.44 | 36 |
| 0 | 59 | 7.3 | 49 | 5.3 | 4 | 0.0400000 | 100 |
| | | | | | Sum d2 | Sum D2 | 1002 |
| rp = | 0.5811912 | | | | 40.08 | 101.96 | 31.654383 |
| | | | | | | | |
| Nichols | 1979 | 26 | males | M-10 type | | | 381.029 |
| L | 65 | 8.5 | 52 | 5.9 | 6.76 | 0.16 | 169 |
| F | 55 | 6.5 | 79 | 11.3 | 23.04 | 33.64 | 576 |
| K | 47 | 4.9 | 41 | 3.7 | 1.44 | 3.24 | 36 |
| 1 | 70 | 9.5 | 57 | 6.9 | 6.76 | 1.96 | 169 |
| 2 | 57 | 6.9 | 59 | 7.3 | 0.16 | 3.24 | 4 |
| 3 | 52 | 5.9 | 52 | 5.9 | 0 | 0.16 | 0 |
| 4 | 62 | 7.9 | 67 | 8.9 | 1 | 11.56 | 25 |
| 5 | 48 | 5.1 | 48 | 5.1 | 0 | 0.16 | 0 |
| 6 | 57 | 6.9 | 75 | 10.5 | 12.96 | 25 | 324 |
| 7 | 62 | 7.9 | 70 | 9.5 | 2.56 | 16 | 64 |
| 8 | 70 | 9.5 | 79 | 11.3 | 3.24 | 33.64 | 81 |
| 9 | 75 | 10.5 | 62 | 7.9 | 6.76 | 5.76 | 169 |
| 0 | 59 | 7.3 | 62 | 7.9 | 0.3600000 | 5.76 | 9 |
| | | | | | Sum d2 | Sum D2 | 1626 |
| rp = | 0.4892414 | | | | 65.04 | 140.28 | 40.323690 |
| | | | | | | | |
| Nichols | 1979 | 14 | males | M-11 type | | | 381.031 |
| L | 65 | 8.5 | 52 | 5.9 | 6.76 | 0.16 | 169 |
| F | 55 | 6.5 | 92 | 13.9 | 54.76 | 70.56 | 1369 |
| K | 47 | 4.9 | 39 | 3.3 | 2.56 | 4.84 | 64 |
| 1 | 70 | 9.5 | 73 | 10.1 | 0.36 | 21.16 | 9 |
| 2 | 57 | 6.9 | 66 | 8.7 | 3.24 | 10.24 | 81 |
| 3 | 52 | 5.9 | 57 | 6.9 | 1 | 1.96 | 25 |
| 4 | 62 | 7.9 | 64 | 8.3 | 0.16 | 7.84 | 4 |
| 5 | 48 | 5.1 | 54 | 6.3 | 1.44 | 0.64 | 36 |
| 6 | 57 | 6.9 | 83 | 12.1 | 27.04 | 43.56 | 676 |
| 7 | 62 | 7.9 | 79 | 11.3 | 11.56 | 33.64 | 289 |
| 8 | 70 | 9.5 | 87 | 12.9 | 11.56 | 54.76 | 289 |
| 9 | 75 | 10.5 | 75 | 10.5 | 0 | 25 | 0 |
| 0 | 59 | 7.3 | 65 | 8.5 | 1.44 | 9 | 36 |
| | | | | | Sum d2 | Sum D2 | 3047 |
| rp = | 0.4637923 | | | | 121.88 | 283.36 | 55.199637 |
| | | | | | | | |
| Nichols | 1979 | 41 | males | Ables | | | 381.032 |
| L | 65 | 8.5 | 56 | 6.7 | 3.24 | 1.44 | 81 |
| F | 55 | 6.5 | 51 | 5.7 | 0.64 | 0.0400000 | 16 |

| | | | | | | | |
|---|---|---|---|---|---|---|---|
| K | 47 | 4.9 | 49 | 5.3 | 0.16 | 0.0400000( | 4 |
| 1 | 70 | 9.5 | 45 | 4.5 | 25 | 1 | 625 |
| 2 | 57 | 6.9 | 45 | 4.5 | 5.76 | 1 | 144 |
| 3 | 52 | 5.9 | 47 | 4.9 | 1 | 0.36 | 25 |
| 4 | 62 | 7.9 | 62 | 7.9 | 0 | 5.76 | 0 |
| 5 | 48 | 5.1 | 42 | 3.9 | 1.44 | 2.56 | 36 |
| 6 | 57 | 6.9 | 49 | 5.3 | 2.56 | 0.0400000( | 64 |
| 7 | 62 | 7.9 | 47 | 4.9 | 9 | 0.36 | 225 |
| 8 | 70 | 9.5 | 51 | 5.7 | 14.44 | 0.0400000( | 361 |
| 9 | 75 | 10.5 | 65 | 8.5 | 4 | 9 | 100 |
| 0 | 59 | 7.3 | 42 | 3.9 | 11.56 | 2.56 | 289 |
| | | | | | Sum d2 | Sum D2 | 1970 |
| rp = | -0.0343922 | | | | 78.8 | 24.2 | 44.384682( |
| | | | | | | | |
| Nichols | 1979 | 4 | males | Bakers | | | 381.033 |
| L | 65 | 8.5 | 65 | 8.5 | 0 | 9 | 0 |
| F | 55 | 6.5 | 42 | 3.9 | 6.76 | 2.56 | 169 |
| K | 47 | 4.9 | 56 | 6.7 | 3.24 | 1.44 | 81 |
| 1 | 70 | 9.5 | 54 | 6.3 | 10.24 | 0.64 | 256 |
| 2 | 57 | 6.9 | 57 | 6.9 | 0 | 1.96 | 0 |
| 3 | 52 | 5.9 | 52 | 5.9 | 0 | 0.16 | 0 |
| 4 | 62 | 7.9 | 62 | 7.9 | 0 | 5.76 | 0 |
| 5 | 48 | 5.1 | 38 | 3.1 | 4 | 5.76 | 100 |
| 6 | 57 | 6.9 | 49 | 5.3 | 2.56 | 0.0400000( | 64 |
| 7 | 62 | 7.9 | 59 | 7.3 | 0.3600000( | 3.24 | 9 |
| 8 | 70 | 9.5 | 44 | 4.3 | 27.04 | 1.44 | 676 |
| 9 | 75 | 10.5 | 51 | 5.7 | 23.04 | 0.0400000( | 576 |
| 0 | 59 | 7.3 | 49 | 5.3 | 4 | 0.0400000( | 100 |
| | | | | | Sum d2 | Sum D2 | 2031 |
| rp = | 0.0012294( | | | | 81.24 | 32.08 | 45.066617 |
| | | | | | | | |
| Nichols | 1979 | 17 | males | Charlies | | | 381.034 |
| L | 65 | 8.5 | 48 | 5.1 | 11.56 | 0.16 | 289 |
| F | 55 | 6.5 | 82 | 11.9 | 29.16 | 40.96 | 729 |
| K | 47 | 4.9 | 39 | 3.3 | 2.56 | 4.84 | 64 |
| 1 | 70 | 9.5 | 64 | 8.3 | 1.44 | 7.84 | 36 |
| 2 | 57 | 6.9 | 57 | 6.9 | 0 | 1.96 | 0 |
| 3 | 52 | 5.9 | 52 | 5.9 | 0 | 0.16 | 0 |
| 4 | 62 | 7.9 | 64 | 8.3 | 0.16 | 7.84 | 4 |
| 5 | 48 | 5.1 | 50 | 5.5 | 0.16 | 0 | 4 |
| 6 | 57 | 6.9 | 75 | 10.5 | 12.96 | 25 | 324 |
| 7 | 62 | 7.9 | 70 | 9.5 | 2.56 | 16 | 64 |
| 8 | 70 | 9.5 | 77 | 10.9 | 1.96 | 29.16 | 49 |
| 9 | 75 | 10.5 | 69 | 9.3 | 1.44 | 14.44 | 36 |
| 0 | 59 | 7.3 | 58 | 7.1 | 0.0400000( | 2.56 | 1 |
| | | | | | Sum d2 | Sum D2 | 1600 |

| | | | | | | | |
|---|---|---|---|---|---|---|---|
| rp = | 0.5156652( | | | | 64 | 150.92 | 40 |
| | | | | | | | |
| Nichols | 1979 | 30 | males | Deltas | | | 381.035 |
| L | 65 | 8.5 | 61 | 7.7 | 0.64 | 4.84 | 16 |
| F | 55 | 6.5 | 55 | 6.5 | 0 | 1 | 0 |
| K | 47 | 4.9 | 56 | 6.7 | 3.24 | 1.44 | 81 |
| 1 | 70 | 9.5 | 54 | 6.3 | 10.24 | 0.64 | 256 |
| 2 | 57 | 6.9 | 52 | 5.9 | 1 | 0.16 | 25 |
| 3 | 52 | 5.9 | 50 | 5.5 | 0.16 | 0 | 4 |
| 4 | 62 | 7.9 | 72 | 9.9 | 4 | 19.36 | 100 |
| 5 | 48 | 5.1 | 44 | 4.3 | 0.64 | 1.44 | 16 |
| 6 | 57 | 6.9 | 53 | 6.1 | 0.6400000( | 0.36 | 16 |
| 7 | 62 | 7.9 | 53 | 6.1 | 3.24 | 0.36 | 81 |
| 8 | 70 | 9.5 | 53 | 6.1 | 11.56 | 0.36 | 289 |
| 9 | 75 | 10.5 | 49 | 5.3 | 27.04 | 0.0400000( | 676 |
| 0 | 59 | 7.3 | 51 | 5.7 | 2.56 | 0.0400000( | 64 |
| | | | | | Sum d2 | Sum D2 | 1624 |
| rp = | 0.1000277( | | | | 64.96 | 30.04 | 40.298883 |
| | | | | | | | |
| Nichols | 1979 | 10 | males | Easy | | | 381.036 |
| L | 65 | 8.5 | 74 | 10.3 | 3.24 | 23.04 | 81 |
| F | 55 | 6.5 | 51 | 5.7 | 0.64 | 0.0400000( | 16 |
| K | 47 | 4.9 | 64 | 8.3 | 11.56 | 7.84 | 289 |
| 1 | 70 | 9.5 | 59 | 7.3 | 4.84 | 3.24 | 121 |
| 2 | 57 | 6.9 | 57 | 6.9 | 0 | 1.96 | 0 |
| 3 | 52 | 5.9 | 64 | 8.3 | 5.76 | 7.84 | 144 |
| 4 | 62 | 7.9 | 57 | 6.9 | 1 | 1.96 | 25 |
| 5 | 48 | 5.1 | 44 | 4.3 | 0.64 | 1.44 | 16 |
| 6 | 57 | 6.9 | 53 | 6.1 | 0.6400000( | 0.36 | 16 |
| 7 | 62 | 7.9 | 51 | 5.7 | 4.84 | 0.0400000( | 121 |
| 8 | 70 | 9.5 | 51 | 5.7 | 14.44 | 0.0400000( | 361 |
| 9 | 75 | 10.5 | 47 | 4.9 | 31.36 | 0.36 | 784 |
| 0 | 59 | 7.3 | 47 | 4.9 | 5.76 | 0.36 | 144 |
| | | | | | Sum d2 | Sum D2 | 2118 |
| rp = | 0.0720700( | | | | 84.72 | 48.52 | 46.021733 |
| | | | | | | | |
| Nichols | 1979 | 17 | males | Foxtrots | | | 381.037 |
| L | 65 | 8.5 | 56 | 6.7 | 3.24 | 1.44 | 81 |
| F | 55 | 6.5 | 64 | 8.3 | 3.24 | 7.84 | 81 |
| K | 47 | 4.9 | 47 | 4.9 | 0 | 0.36 | 0 |
| 1 | 70 | 9.5 | 54 | 6.3 | 10.24 | 0.64 | 256 |
| 2 | 57 | 6.9 | 50 | 5.5 | 1.96 | 0 | 49 |
| 3 | 52 | 5.9 | 45 | 4.5 | 1.96 | 1 | 49 |
| 4 | 62 | 7.9 | 64 | 8.3 | 0.16 | 7.84 | 4 |
| 5 | 48 | 5.1 | 46 | 4.7 | 0.16 | 0.64 | 4 |
| 6 | 57 | 6.9 | 57 | 6.9 | 0 | 1.96 | 0 |

| | | | | | | | |
|---|---|---|---|---|---|---|---|
| 7 | 62 | 7.9 | 57 | 6.9 | 1 | 1.96 | 25 |
| 8 | 70 | 9.5 | 67 | 8.9 | 0.36 | 11.56 | 9 |
| 9 | 75 | 10.5 | 72 | 9.9 | 0.36 | 19.36 | 9 |
| 0 | 59 | 7.3 | 51 | 5.7 | 2.56 | 0.0400000 | 64 |
| | | | | | Sum d2 | Sum D2 | 631 |
| rp = | 0.6094088 | | | | 25.24 | 54.64 | 25.119713 |
| | | | | | | | |
| Nichols | 1979 | 27 | males | George | | | 381.038 |
| L | 65 | 8.5 | 61 | 7.7 | 0.64 | 4.84 | 16 |
| F | 55 | 6.5 | 51 | 5.7 | 0.64 | 0.0400000 | 16 |
| K | 47 | 4.9 | 51 | 5.7 | 0.64 | 0.0400000 | 16 |
| 1 | 70 | 9.5 | 54 | 6.3 | 10.24 | 0.64 | 256 |
| 2 | 57 | 6.9 | 59 | 7.3 | 0.16 | 3.24 | 4 |
| 3 | 52 | 5.9 | 50 | 5.5 | 0.16 | 0 | 4 |
| 4 | 62 | 7.9 | 59 | 7.3 | 0.3600000 | 3.24 | 9 |
| 5 | 48 | 5.1 | 42 | 3.9 | 1.44 | 2.56 | 36 |
| 6 | 57 | 6.9 | 49 | 5.3 | 2.56 | 0.0400000 | 64 |
| 7 | 62 | 7.9 | 51 | 5.7 | 4.84 | 0.0400000 | 121 |
| 8 | 70 | 9.5 | 51 | 5.7 | 14.44 | 0.0400000 | 361 |
| 9 | 75 | 10.5 | 47 | 4.9 | 31.36 | 0.36 | 784 |
| 0 | 59 | 7.3 | 54 | 6.3 | 1 | 0.64 | 25 |
| | | | | | Sum d2 | Sum D2 | 1712 |
| rp = | -0.0254567 | | | | 68.48 | 15.72 | 41.376321 |
| | | | | | | | |
| Nichols | 1979 | 31 | males | How | | | 381.039 |
| L | 65 | 8.5 | 52 | 5.9 | 6.76 | 0.16 | 169 |
| F | 55 | 6.5 | 73 | 10.1 | 12.96 | 21.16 | 324 |
| K | 47 | 4.9 | 47 | 4.9 | 0 | 0.36 | 0 |
| 1 | 70 | 9.5 | 75 | 10.5 | 1 | 25 | 25 |
| 2 | 57 | 6.9 | 68 | 9.1 | 4.84 | 12.96 | 121 |
| 3 | 52 | 5.9 | 69 | 9.3 | 11.56 | 14.44 | 289 |
| 4 | 62 | 7.9 | 69 | 9.3 | 1.96 | 14.44 | 49 |
| 5 | 48 | 5.1 | 48 | 5.1 | 0 | 0.16 | 0 |
| 6 | 57 | 6.9 | 72 | 9.9 | 9 | 19.36 | 225 |
| 7 | 62 | 7.9 | 70 | 9.5 | 2.56 | 16 | 64 |
| 8 | 70 | 9.5 | 77 | 10.9 | 1.96 | 29.16 | 49 |
| 9 | 75 | 10.5 | 56 | 6.7 | 14.44 | 1.44 | 361 |
| 0 | 59 | 7.3 | 58 | 7.1 | 0.0400000 | 2.56 | 1 |
| | | | | | Sum d2 | Sum D2 | 1677 |
| rp = | 0.5097208 | | | | 67.08 | 157.2 | 40.9511904 |
| | | | | | | | |
| Nichols | 1979 | 54 | males | Item | | | 381.041 |
| L | 65 | 8.5 | 56 | 6.7 | 3.24 | 1.44 | 81 |
| F | 55 | 6.5 | 55 | 6.5 | 0 | 1 | 0 |
| K | 47 | 4.9 | 54 | 6.3 | 1.96 | 0.64 | 49 |
| 1 | 70 | 9.5 | 51 | 5.7 | 14.44 | 0.0400000 | 361 |

| | | | | | | | |
|---|---|---|---|---|---|---|---|
| 2 | 57 | 6.9 | 50 | 5.5 | 1.96 | 0 | 49 |
| 3 | 52 | 5.9 | 43 | 4.1 | 3.24 | 1.96 | 81 |
| 4 | 62 | 7.9 | 52 | 5.9 | 4 | 0.16 | 100 |
| 5 | 48 | 5.1 | 46 | 4.7 | 0.16 | 0.64 | 4 |
| 6 | 57 | 6.9 | 49 | 5.3 | 2.56 | 0.0400000 | 64 |
| 7 | 62 | 7.9 | 49 | 5.3 | 6.76 | 0.0400000 | 169 |
| 8 | 70 | 9.5 | 49 | 5.3 | 17.64 | 0.0400000 | 441 |
| 9 | 75 | 10.5 | 53 | 6.1 | 19.36 | 0.36 | 484 |
| 0 | 59 | 7.3 | 51 | 5.7 | 2.56 | 0.0400000 | 64 |
| | | | | | Sum d2 | Sum D2 | 1947 |
| rp = | -0.1655193 | | | | 77.88 | 6.4 | 44.124822 |
| | | | | | | | |
| Nichols | 1979 | 4 | males | Jupiters | | | 381.042 |
| L | 65 | 8.5 | 52 | 5.9 | 6.76 | 0.16 | 169 |
| F | 55 | 6.5 | 64 | 8.3 | 3.24 | 7.84 | 81 |
| K | 47 | 4.9 | 43 | 4.1 | 0.6400000 | 1.96 | 16 |
| 1 | 70 | 9.5 | 54 | 6.3 | 10.24 | 0.64 | 256 |
| 2 | 57 | 6.9 | 47 | 4.9 | 4 | 0.36 | 100 |
| 3 | 52 | 5.9 | 50 | 5.5 | 0.16 | 0 | 4 |
| 4 | 62 | 7.9 | 46 | 4.7 | 10.24 | 0.64 | 256 |
| 5 | 48 | 5.1 | 44 | 4.3 | 0.64 | 1.44 | 16 |
| 6 | 57 | 6.9 | 49 | 5.3 | 2.56 | 0.0400000 | 64 |
| 7 | 62 | 7.9 | 62 | 7.9 | 0 | 5.76 | 0 |
| 8 | 70 | 9.5 | 70 | 9.5 | 0 | 16 | 0 |
| 9 | 75 | 10.5 | 65 | 8.5 | 4 | 9 | 100 |
| 0 | 59 | 7.3 | 52 | 5.9 | 1.96 | 0.16 | 49 |
| | | | | | Sum d2 | Sum D2 | 1111 |
| rp = | 0.3550072 | | | | 44.44 | 44 | 33.331666 |
| | | | | | | | |
| Nichols | 1979 | 16 | males | Unclassifie | d | | 381.043 |
| L | 65 | 8.5 | 52 | 5.9 | 6.76 | 0.16 | 169 |
| F | 55 | 6.5 | 58 | 7.1 | 0.36 | 2.56 | 9 |
| K | 47 | 4.9 | 47 | 4.9 | 0 | 0.36 | 0 |
| 1 | 70 | 9.5 | 59 | 7.3 | 4.84 | 3.24 | 121 |
| 2 | 57 | 6.9 | 52 | 5.9 | 1 | 0.16 | 25 |
| 3 | 52 | 5.9 | 50 | 5.5 | 0.16 | 0 | 4 |
| 4 | 62 | 7.9 | 54 | 6.3 | 2.56 | 0.64 | 64 |
| 5 | 48 | 5.1 | 48 | 5.1 | 0 | 0.16 | 0 |
| 6 | 57 | 6.9 | 61 | 7.7 | 0.64 | 4.84 | 16 |
| 7 | 62 | 7.9 | 59 | 7.3 | 0.3600000 | 3.24 | 9 |
| 8 | 70 | 9.5 | 62 | 7.9 | 2.56 | 5.76 | 64 |
| 9 | 75 | 10.5 | 62 | 7.9 | 6.76 | 5.76 | 169 |
| 0 | 59 | 7.3 | 55 | 6.5 | 0.64 | 1 | 16 |
| | | | | | Sum d2 | Sum D2 | 666 |
| rp = | 0.4871005 | | | | 26.64 | 27.88 | 25.806975 |
| | | | | | | | |

| | | | | | | | |
|---|---|---|---|---|---|---|---|
| Bain | 1983 | 2551 | males | criminals | | | 34.1 |
| L | 65 | 8.5 | 52 | 5.9 | 6.76 | 0.16 | 169 |
| F | 55 | 6.5 | 51 | 5.7 | 0.64 | 0.0400000( | 16 |
| K | 47 | 4.9 | 47 | 4.9 | 0 | 0.36 | 0 |
| 1 | 70 | 9.5 | 54 | 6.3 | 10.24 | 0.64 | 256 |
| 2 | 57 | 6.9 | 54 | 6.3 | 0.3600000( | 0.64 | 9 |
| 3 | 52 | 5.9 | 50 | 5.5 | 0.16 | 0 | 4 |
| 4 | 62 | 7.9 | 64 | 8.3 | 0.16 | 7.84 | 4 |
| 5 | 48 | 5.1 | 44 | 4.3 | 0.64 | 1.44 | 16 |
| 6 | 57 | 6.9 | 57 | 6.9 | 0 | 1.96 | 0 |
| 7 | 62 | 7.9 | 53 | 6.1 | 3.24 | 0.36 | 81 |
| 8 | 70 | 9.5 | 55 | 6.5 | 9 | 1 | 225 |
| 9 | 75 | 10.5 | 56 | 6.7 | 14.44 | 1.44 | 361 |
| 0 | 59 | 7.3 | 52 | 5.9 | 1.96 | 0.16 | 49 |
| | | | | | Sum d2 | Sum D2 | 1190 |
| rp = | 0.1575221 | | | | 47.6 | 16.04 | 34.496376( |
| | | | | | | | |
| Bain | 1983 | 27 | males | CP78 | Ables | | 34.2 |
| L | 65 | 8.5 | 56 | 6.7 | 3.24 | 1.44 | 81 |
| F | 55 | 6.5 | 48 | 5.1 | 1.96 | 0.16 | 49 |
| K | 47 | 4.9 | 49 | 5.3 | 0.16 | 0.0400000( | 4 |
| 1 | 70 | 9.5 | 51 | 5.7 | 14.44 | 0.0400000( | 361 |
| 2 | 57 | 6.9 | 45 | 4.5 | 5.76 | 1 | 144 |
| 3 | 52 | 5.9 | 47 | 4.9 | 1 | 0.36 | 25 |
| 4 | 62 | 7.9 | 62 | 7.9 | 0 | 5.76 | 0 |
| 5 | 48 | 5.1 | 42 | 3.9 | 1.44 | 2.56 | 36 |
| 6 | 57 | 6.9 | 49 | 5.3 | 2.56 | 0.0400000( | 64 |
| 7 | 62 | 7.9 | 47 | 4.9 | 9 | 0.36 | 225 |
| 8 | 70 | 9.5 | 47 | 4.9 | 21.16 | 0.36 | 529 |
| 9 | 75 | 10.5 | 62 | 7.9 | 6.76 | 5.76 | 169 |
| 0 | 59 | 7.3 | 44 | 4.3 | 9 | 1.44 | 225 |
| | | | | | Sum d2 | Sum D2 | 1912 |
| rp = | -0.0537338 | | | | 76.48 | 19.32 | 43.726422 |
| | | | | | | | |
| Bain | 1983 | 74 | males | CP79 | Ables | | 34.3 |
| L | 65 | 8.5 | 56 | 6.7 | 3.24 | 1.44 | 81 |
| F | 55 | 6.5 | 48 | 5.1 | 1.96 | 0.16 | 49 |
| K | 47 | 4.9 | 51 | 5.7 | 0.64 | 0.0400000( | 16 |
| 1 | 70 | 9.5 | 48 | 5.1 | 19.36 | 0.16 | 484 |
| 2 | 57 | 6.9 | 52 | 5.9 | 1 | 0.16 | 25 |
| 3 | 52 | 5.9 | 45 | 4.5 | 1.96 | 1 | 49 |
| 4 | 62 | 7.9 | 62 | 7.9 | 0 | 5.76 | 0 |
| 5 | 48 | 5.1 | 42 | 3.9 | 1.44 | 2.56 | 36 |
| 6 | 57 | 6.9 | 49 | 5.3 | 2.56 | 0.0400000( | 64 |
| 7 | 62 | 7.9 | 49 | 5.3 | 6.76 | 0.0400000( | 169 |
| 8 | 70 | 9.5 | 49 | 5.3 | 17.64 | 0.0400000( | 441 |

| | | | | | | | |
|---|---|---|---|---|---|---|---|
| 9 | 75 | 10.5 | 62 | 7.9 | 6.76 | 5.76 | 169 |
| 0 | 59 | 7.3 | 43 | 4.1 | 10.24 | 1.96 | 256 |
| | | | | | Sum d2 | Sum D2 | 1839 |
| rp = | -0.0357645 | | | | 73.56 | 19.12 | 42.883563 |
| | | | | | | | |
| Bain | 1983 | 12 | males | CP78 | Bakers | | 34.4 |
| L | 65 | 8.5 | 56 | 6.7 | 3.24 | 1.44 | 81 |
| F | 55 | 6.5 | 51 | 5.7 | 0.64 | 0.0400000 | 16 |
| K | 47 | 4.9 | 47 | 4.9 | 0 | 0.36 | 0 |
| 1 | 70 | 9.5 | 54 | 6.3 | 10.24 | 0.64 | 256 |
| 2 | 57 | 6.9 | 59 | 7.3 | 0.16 | 3.24 | 4 |
| 3 | 52 | 5.9 | 50 | 5.5 | 0.16 | 0 | 4 |
| 4 | 62 | 7.9 | 64 | 8.3 | 0.16 | 7.84 | 4 |
| 5 | 48 | 5.1 | 40 | 3.5 | 2.56 | 4 | 64 |
| 6 | 57 | 6.9 | 61 | 7.7 | 0.64 | 4.84 | 16 |
| 7 | 62 | 7.9 | 47 | 4.9 | 9 | 0.36 | 225 |
| 8 | 70 | 9.5 | 47 | 4.9 | 21.16 | 0.36 | 529 |
| 9 | 75 | 10.5 | 51 | 5.7 | 23.04 | 0.0400000 | 576 |
| 0 | 59 | 7.3 | 50 | 5.5 | 3.24 | 0 | 81 |
| | | | | | Sum d2 | Sum D2 | 1856 |
| rp = | -0.0117198 | | | | 74.24 | 23.16 | 43.081318 |
| | | | | | | | |
| Bain | 1983 | 25 | males | CP79 | Bakers | | 34.5 |
| L | 65 | 8.5 | 61 | 7.7 | 0.64 | 4.84 | 16 |
| F | 55 | 6.5 | 48 | 5.1 | 1.96 | 0.16 | 49 |
| K | 47 | 4.9 | 49 | 5.3 | 0.16 | 0.0400000 | 4 |
| 1 | 70 | 9.5 | 48 | 5.1 | 19.36 | 0.16 | 484 |
| 2 | 57 | 6.9 | 57 | 6.9 | 0 | 1.96 | 0 |
| 3 | 52 | 5.9 | 47 | 4.9 | 1 | 0.36 | 25 |
| 4 | 62 | 7.9 | 59 | 7.3 | 0.3600000 | 3.24 | 9 |
| 5 | 48 | 5.1 | 38 | 3.1 | 4 | 5.76 | 100 |
| 6 | 57 | 6.9 | 53 | 6.1 | 0.6400000 | 0.36 | 16 |
| 7 | 62 | 7.9 | 49 | 5.3 | 6.76 | 0.0400000 | 169 |
| 8 | 70 | 9.5 | 49 | 5.3 | 17.64 | 0.0400000 | 441 |
| 9 | 75 | 10.5 | 47 | 4.9 | 31.36 | 0.36 | 784 |
| 0 | 59 | 7.3 | 54 | 6.3 | 1 | 0.64 | 25 |
| | | | | | Sum d2 | Sum D2 | 2122 |
| rp = | -0.1153745 | | | | 84.88 | 17.96 | 46.065171 |
| | | | | | | | |
| Bain | 1983 | 18 | males | CP78 | Charlies | | 34.6 |
| L | 65 | 8.5 | 56 | 6.7 | 3.24 | 1.44 | 81 |
| F | 55 | 6.5 | 67 | 8.9 | 5.76 | 11.56 | 144 |
| K | 47 | 4.9 | 47 | 4.9 | 0 | 0.36 | 0 |
| 1 | 70 | 9.5 | 62 | 7.9 | 2.56 | 5.76 | 64 |
| 2 | 57 | 6.9 | 54 | 6.3 | 0.3600000 | 0.64 | 9 |
| 3 | 52 | 5.9 | 57 | 6.9 | 1 | 1.96 | 25 |

| | | | | | | | |
|---|---|---|---|---|---|---|---|
| 4 | 62 | 7.9 | 69 | 9.3 | 1.96 | 14.44 | 49 |
| 5 | 48 | 5.1 | 48 | 5.1 | 0 | 0.16 | 0 |
| 6 | 57 | 6.9 | 75 | 10.5 | 12.96 | 25 | 324 |
| 7 | 62 | 7.9 | 62 | 7.9 | 0 | 5.76 | 0 |
| 8 | 70 | 9.5 | 72 | 9.9 | 0.16 | 19.36 | 4 |
| 9 | 75 | 10.5 | 69 | 9.3 | 1.44 | 14.44 | 36 |
| 0 | 59 | 7.3 | 51 | 5.7 | 2.56 | 0.0400000 | 64 |
| | | | | | Sum d2 | Sum D2 | 800 |
| rp = | 0.6488918 | | | | 32 | 100.92 | 28.284271 |
| | | | | | | | |
| Bain | 1983 | 38 | males | CP79 | Charlies | | 34.7 |
| L | 65 | 8.5 | 52 | 5.9 | 6.76 | 0.16 | 169 |
| F | 55 | 6.5 | 73 | 10.1 | 12.96 | 21.16 | 324 |
| K | 47 | 4.9 | 41 | 3.7 | 1.44 | 3.24 | 36 |
| 1 | 70 | 9.5 | 59 | 7.3 | 4.84 | 3.24 | 121 |
| 2 | 57 | 6.9 | 59 | 7.3 | 0.16 | 3.24 | 4 |
| 3 | 52 | 5.9 | 54 | 6.3 | 0.16 | 0.64 | 4 |
| 4 | 62 | 7.9 | 67 | 8.9 | 1 | 11.56 | 25 |
| 5 | 48 | 5.1 | 46 | 4.7 | 0.16 | 0.64 | 4 |
| 6 | 57 | 6.9 | 79 | 11.3 | 19.36 | 33.64 | 484 |
| 7 | 62 | 7.9 | 66 | 8.7 | 0.6399999 | 10.24 | 16 |
| 8 | 70 | 9.5 | 72 | 9.9 | 0.16 | 19.36 | 4 |
| 9 | 75 | 10.5 | 65 | 8.5 | 4 | 9 | 100 |
| 0 | 59 | 7.3 | 57 | 6.9 | 0.16 | 1.96 | 4 |
| | | | | | Sum d2 | Sum D2 | 1295 |
| rp = | 0.5274584 | | | | 51.8 | 118.08 | 35.986108 |
| | | | | | | | |
| Bain | 1983 | 27 | males | CP78 | Deltas | | 34.8 |
| L | 65 | 8.5 | 56 | 6.7 | 3.24 | 1.44 | 81 |
| F | 55 | 6.5 | 55 | 6.5 | 0 | 1 | 0 |
| K | 47 | 4.9 | 49 | 5.3 | 0.16 | 0.0400000 | 4 |
| 1 | 70 | 9.5 | 54 | 6.3 | 10.24 | 0.64 | 256 |
| 2 | 57 | 6.9 | 59 | 7.3 | 0.16 | 3.24 | 4 |
| 3 | 52 | 5.9 | 54 | 6.3 | 0.16 | 0.64 | 4 |
| 4 | 62 | 7.9 | 74 | 10.3 | 5.76 | 23.04 | 144 |
| 5 | 48 | 5.1 | 44 | 4.3 | 0.64 | 1.44 | 16 |
| 6 | 57 | 6.9 | 53 | 6.1 | 0.6400000 | 0.36 | 16 |
| 7 | 62 | 7.9 | 55 | 6.5 | 1.96 | 1 | 49 |
| 8 | 70 | 9.5 | 56 | 6.7 | 7.84 | 1.44 | 196 |
| 9 | 75 | 10.5 | 53 | 6.1 | 19.36 | 0.36 | 484 |
| 0 | 59 | 7.3 | 52 | 5.9 | 1.96 | 0.16 | 49 |
| | | | | | Sum d2 | Sum D2 | 1303 |
| rp = | 0.2351041 | | | | 52.12 | 34.8 | 36.097091 |
| | | | | | | | |
| Bain | 1983 | 62 | males | CP79 | Deltas | | 34.9 |
| L | 65 | 8.5 | 56 | 6.7 | 3.24 | 1.44 | 81 |

| | | | | | | | | |
|---|---|---|---|---|---|---|---|---|
| F | 55 | 6.5 | 51 | 5.7 | 0.64 | 0.0400000( | 16 | |
| K | 47 | 4.9 | 54 | 6.3 | 1.96 | 0.64 | 49 | |
| 1 | 70 | 9.5 | 57 | 6.9 | 6.76 | 1.96 | 169 | |
| 2 | 57 | 6.9 | 57 | 6.9 | 0 | 1.96 | 0 | |
| 3 | 52 | 5.9 | 52 | 5.9 | 0 | 0.16 | 0 | |
| 4 | 62 | 7.9 | 74 | 10.3 | 5.76 | 23.04 | 144 | |
| 5 | 48 | 5.1 | 44 | 4.3 | 0.64 | 1.44 | 16 | |
| 6 | 57 | 6.9 | 53 | 6.1 | 0.6400000( | 0.36 | 16 | |
| 7 | 62 | 7.9 | 53 | 6.1 | 3.24 | 0.36 | 81 | |
| 8 | 70 | 9.5 | 53 | 6.1 | 11.56 | 0.36 | 289 | |
| 9 | 75 | 10.5 | 51 | 5.7 | 23.04 | 0.0400000( | 576 | |
| 0 | 59 | 7.3 | 51 | 5.7 | 2.56 | 0.0400000( | 64 | |
| | | | | | Sum d2 | Sum D2 | 1501 | |
| rp = | 0.1498159 | | | | 60.04 | 31.84 | 38.742741 | |
| | | | | | | | | |
| Bain | 1983 | 11 | males | CP78 | Easys | | 34.11 | |
| L | 65 | 8.5 | 61 | 7.7 | 0.64 | 4.84 | 16 | |
| F | 55 | 6.5 | 48 | 5.1 | 1.96 | 0.16 | 49 | |
| K | 47 | 4.9 | 56 | 6.7 | 3.24 | 1.44 | 81 | |
| 1 | 70 | 9.5 | 57 | 6.9 | 6.76 | 1.96 | 169 | |
| 2 | 57 | 6.9 | 52 | 5.9 | 1 | 0.16 | 25 | |
| 3 | 52 | 5.9 | 61 | 7.7 | 3.24 | 4.84 | 81 | |
| 4 | 62 | 7.9 | 57 | 6.9 | 1 | 1.96 | 25 | |
| 5 | 48 | 5.1 | 40 | 3.5 | 2.56 | 4 | 64 | |
| 6 | 57 | 6.9 | 53 | 6.1 | 0.6400000( | 0.36 | 16 | |
| 7 | 62 | 7.9 | 47 | 4.9 | 9 | 0.36 | 225 | |
| 8 | 70 | 9.5 | 49 | 5.3 | 17.64 | 0.0400000( | 441 | |
| 9 | 75 | 10.5 | 45 | 4.5 | 36 | 1 | 900 | |
| 0 | 59 | 7.3 | 49 | 5.3 | 4 | 0.0400000( | 100 | |
| | | | | | Sum d2 | Sum D2 | 2192 | |
| rp = | -0.1084702 | | | | 87.68 | 21.16 | 46.818799( | |
| | | | | | | | | |
| Bain | 1983 | 46 | males | CP79 | Easys | | 34.12 | |
| L | 65 | 8.5 | 61 | 7.7 | 0.64 | 4.84 | 16 | |
| F | 55 | 6.5 | 48 | 5.1 | 1.96 | 0.16 | 49 | |
| K | 47 | 4.9 | 51 | 5.7 | 0.64 | 0.0400000( | 16 | |
| 1 | 70 | 9.5 | 57 | 6.9 | 6.76 | 1.96 | 169 | |
| 2 | 57 | 6.9 | 54 | 6.3 | 0.3600000( | 0.64 | 9 | |
| 3 | 52 | 5.9 | 57 | 6.9 | 1 | 1.96 | 25 | |
| 4 | 62 | 7.9 | 59 | 7.3 | 0.3600000( | 3.24 | 9 | |
| 5 | 48 | 5.1 | 42 | 3.9 | 1.44 | 2.56 | 36 | |
| 6 | 57 | 6.9 | 53 | 6.1 | 0.6400000( | 0.36 | 16 | |
| 7 | 62 | 7.9 | 51 | 5.7 | 4.84 | 0.0400000( | 121 | |
| 8 | 70 | 9.5 | 49 | 5.3 | 17.64 | 0.0400000( | 441 | |
| 9 | 75 | 10.5 | 49 | 5.3 | 27.04 | 0.0400000( | 676 | |
| 0 | 59 | 7.3 | 51 | 5.7 | 2.56 | 0.0400000( | 64 | |

| | | | | | | | |
|---|---|---|---|---|---|---|---|
| | | | | | Sum d2 | Sum D2 | 1647 |
| rp = | -0.0045745 | | | | 65.88 | 15.92 | 40.583247 |
| | | | | | | | |
| Bain | 1983 | 13 | males | CP78 | Foxtrot | | 34.13 |
| L | 65 | 8.5 | 56 | 6.7 | 3.24 | 1.44 | 81 |
| F | 55 | 6.5 | 61 | 7.7 | 1.44 | 4.84 | 36 |
| K | 47 | 4.9 | 49 | 5.3 | 0.16 | 0.0400000 | 4 |
| 1 | 70 | 9.5 | 48 | 5.1 | 19.36 | 0.16 | 484 |
| 2 | 57 | 6.9 | 45 | 4.5 | 5.76 | 1 | 144 |
| 3 | 52 | 5.9 | 42 | 3.9 | 4 | 2.56 | 100 |
| 4 | 62 | 7.9 | 64 | 8.3 | 0.16 | 7.84 | 4 |
| 5 | 48 | 5.1 | 44 | 4.3 | 0.64 | 1.44 | 16 |
| 6 | 57 | 6.9 | 53 | 6.1 | 0.6400000 | 0.36 | 16 |
| 7 | 62 | 7.9 | 55 | 6.5 | 1.96 | 1 | 49 |
| 8 | 70 | 9.5 | 62 | 7.9 | 2.56 | 5.76 | 64 |
| 9 | 75 | 10.5 | 72 | 9.9 | 0.36 | 19.36 | 9 |
| 0 | 59 | 7.3 | 49 | 5.3 | 4 | 0.0400000 | 100 |
| | | | | | Sum d2 | Sum D2 | 1107 |
| rp = | 0.3650702 | | | | 44.28 | 45.84 | 33.271609 |
| | | | | | | | |
| Bain | 1983 | 35 | males | CP79 | Foxtrots | | 34.14 |
| L | 65 | 8.5 | 56 | 6.7 | 3.24 | 1.44 | 81 |
| F | 55 | 6.5 | 61 | 7.7 | 1.44 | 4.84 | 36 |
| K | 47 | 4.9 | 47 | 4.9 | 0 | 0.36 | 0 |
| 1 | 70 | 9.5 | 54 | 6.3 | 10.24 | 0.64 | 256 |
| 2 | 57 | 6.9 | 47 | 4.9 | 4 | 0.36 | 100 |
| 3 | 52 | 5.9 | 47 | 4.9 | 1 | 0.36 | 25 |
| 4 | 62 | 7.9 | 64 | 8.3 | 0.16 | 7.84 | 4 |
| 5 | 48 | 5.1 | 42 | 3.9 | 1.44 | 2.56 | 36 |
| 6 | 57 | 6.9 | 53 | 6.1 | 0.6400000 | 0.36 | 16 |
| 7 | 62 | 7.9 | 55 | 6.5 | 1.96 | 1 | 49 |
| 8 | 70 | 9.5 | 63 | 8.1 | 1.96 | 6.76 | 49 |
| 9 | 75 | 10.5 | 72 | 9.9 | 0.36 | 19.36 | 9 |
| 0 | 59 | 7.3 | 48 | 5.1 | 4.84 | 0.16 | 121 |
| | | | | | Sum d2 | Sum D2 | 782 |
| rp = | 0.5061572 | | | | 31.28 | 46.04 | 27.964262 |
| | | | | | | | |
| Bain | 1983 | 14 | males | CP78 | Georges | | 34.15 |
| L | 65 | 8.5 | 61 | 7.7 | 0.64 | 4.84 | 16 |
| F | 55 | 6.5 | 45 | 4.5 | 4 | 1 | 100 |
| K | 47 | 4.9 | 51 | 5.7 | 0.64 | 0.0400000 | 16 |
| 1 | 70 | 9.5 | 57 | 6.9 | 6.76 | 1.96 | 169 |
| 2 | 57 | 6.9 | 57 | 6.9 | 0 | 1.96 | 0 |
| 3 | 52 | 5.9 | 52 | 5.9 | 0 | 0.16 | 0 |
| 4 | 62 | 7.9 | 59 | 7.3 | 0.3600000 | 3.24 | 9 |
| 5 | 48 | 5.1 | 42 | 3.9 | 1.44 | 2.56 | 36 |

| | | | | | | | |
|---|---|---|---|---|---|---|---|
| 6 | 57 | 6.9 | 42 | 3.9 | 9 | 2.56 | 225 |
| 7 | 62 | 7.9 | 51 | 5.7 | 4.84 | 0.0400000 | 121 |
| 8 | 70 | 9.5 | 45 | 4.5 | 25 | 1 | 625 |
| 9 | 75 | 10.5 | 43 | 4.1 | 40.96 | 1.96 | 1024 |
| 0 | 59 | 7.3 | 56 | 6.7 | 0.36 | 1.44 | 9 |
| | | | | | Sum d2 | Sum D2 | 2350 |
| rp = | -0.1317120 | | | | 94 | 22.76 | 48.476798 |
| | | | | | | | |
| Bain | 1983 | 64 | males | CP79 | Georges | | 34.16 |
| L | 65 | 8.5 | 61 | 7.7 | 0.64 | 4.84 | 16 |
| F | 55 | 6.5 | 51 | 5.7 | 0.64 | 0.0400000 | 16 |
| K | 47 | 4.9 | 51 | 5.7 | 0.64 | 0.0400000 | 16 |
| 1 | 70 | 9.5 | 57 | 6.9 | 6.76 | 1.96 | 169 |
| 2 | 57 | 6.9 | 59 | 7.3 | 0.16 | 3.24 | 4 |
| 3 | 52 | 5.9 | 52 | 5.9 | 0 | 0.16 | 0 |
| 4 | 62 | 7.9 | 62 | 7.9 | 0 | 5.76 | 0 |
| 5 | 48 | 5.1 | 44 | 4.3 | 0.64 | 1.44 | 16 |
| 6 | 57 | 6.9 | 46 | 4.7 | 4.84 | 0.64 | 121 |
| 7 | 62 | 7.9 | 51 | 5.7 | 4.84 | 0.0400000 | 121 |
| 8 | 70 | 9.5 | 49 | 5.3 | 17.64 | 0.0400000 | 441 |
| 9 | 75 | 10.5 | 49 | 5.3 | 27.04 | 0.0400000 | 676 |
| 0 | 59 | 7.3 | 51 | 5.7 | 2.56 | 0.0400000 | 64 |
| | | | | | Sum d2 | Sum D2 | 1660 |
| rp = | 0.0092509 | | | | 66.4 | 18.28 | 40.743097 |
| | | | | | | | |
| Bain | 1983 | 16 | males | CP78 | Hows | | 34.17 |
| L | 65 | 8.5 | 56 | 6.7 | 3.24 | 1.44 | 81 |
| F | 55 | 6.5 | 67 | 8.9 | 5.76 | 11.56 | 144 |
| K | 47 | 4.9 | 43 | 4.1 | 0.6400000 | 1.96 | 16 |
| 1 | 70 | 9.5 | 73 | 10.1 | 0.36 | 21.16 | 9 |
| 2 | 57 | 6.9 | 68 | 9.1 | 4.84 | 12.96 | 121 |
| 3 | 52 | 5.9 | 69 | 9.3 | 11.56 | 14.44 | 289 |
| 4 | 62 | 7.9 | 67 | 8.9 | 1 | 11.56 | 25 |
| 5 | 48 | 5.1 | 48 | 5.1 | 0 | 0.16 | 0 |
| 6 | 57 | 6.9 | 68 | 9.1 | 4.84 | 12.96 | 121 |
| 7 | 62 | 7.9 | 66 | 8.7 | 0.6399999 | 10.24 | 16 |
| 8 | 70 | 9.5 | 69 | 9.3 | 0.0399999 | 14.44 | 1 |
| 9 | 75 | 10.5 | 56 | 6.7 | 14.44 | 1.44 | 361 |
| 0 | 59 | 7.3 | 58 | 7.1 | 0.0400000 | 2.56 | 1 |
| | | | | | Sum d2 | Sum D2 | 1185 |
| rp = | 0.5562628 | | | | 47.4 | 116.88 | 34.423828 |
| | | | | | | | |
| Bain | 1983 | 70 | males | CP79 | Hows | | 34.18 |
| L | 65 | 8.5 | 56 | 6.7 | 3.24 | 1.44 | 81 |
| F | 55 | 6.5 | 67 | 8.9 | 5.76 | 11.56 | 144 |
| K | 47 | 4.9 | 45 | 4.5 | 0.16 | 1 | 4 |

| | | | | | | | |
|---|---|---|---|---|---|---|---|
| 1 | 70 | 9.5 | 73 | 10.1 | 0.36 | 21.16 | 9 |
| 2 | 57 | 6.9 | 70 | 9.5 | 6.76 | 16 | 169 |
| 3 | 52 | 5.9 | 69 | 9.3 | 11.56 | 14.44 | 289 |
| 4 | 62 | 7.9 | 64 | 8.3 | 0.16 | 7.84 | 4 |
| 5 | 48 | 5.1 | 48 | 5.1 | 0 | 0.16 | 0 |
| 6 | 57 | 6.9 | 72 | 9.9 | 9 | 19.36 | 225 |
| 7 | 62 | 7.9 | 68 | 9.1 | 1.44 | 12.96 | 36 |
| 8 | 70 | 9.5 | 69 | 9.3 | 0.0399999 | 14.44 | 1 |
| 9 | 75 | 10.5 | 53 | 6.1 | 19.36 | 0.36 | 484 |
| 0 | 59 | 7.3 | 59 | 7.3 | 0 | 3.24 | 0 |
| | | | | | Sum d2 | Sum D2 | 1446 |
| rp = | 0.4995673 | | | | 57.84 | 123.96 | 38.026306 |
| | | | | | | | |
| Bain | 1983 | 46 | males | CP78 | Items | | 34.19 |
| L | 65 | 8.5 | 56 | 6.7 | 3.24 | 1.44 | 81 |
| F | 55 | 6.5 | 48 | 5.1 | 1.96 | 0.16 | 49 |
| K | 47 | 4.9 | 47 | 4.9 | 0 | 0.36 | 0 |
| 1 | 70 | 9.5 | 48 | 5.1 | 19.36 | 0.16 | 484 |
| 2 | 57 | 6.9 | 50 | 5.5 | 1.96 | 0 | 49 |
| 3 | 52 | 5.9 | 45 | 4.5 | 1.96 | 1 | 49 |
| 4 | 62 | 7.9 | 52 | 5.9 | 4 | 0.16 | 100 |
| 5 | 48 | 5.1 | 44 | 4.3 | 0.64 | 1.44 | 16 |
| 6 | 57 | 6.9 | 49 | 5.3 | 2.56 | 0.0400000 | 64 |
| 7 | 62 | 7.9 | 49 | 5.3 | 6.76 | 0.0400000 | 169 |
| 8 | 70 | 9.5 | 49 | 5.3 | 17.64 | 0.0400000 | 441 |
| 9 | 75 | 10.5 | 53 | 6.1 | 19.36 | 0.36 | 484 |
| 0 | 59 | 7.3 | 50 | 5.5 | 3.24 | 0 | 81 |
| | | | | | Sum d2 | Sum D2 | 2067 |
| rp = | -0.2048965 | | | | 82.68 | 5.2 | 45.464271 |
| | | | | | | | |
| Bain | 1983 | 164 | males | CP79 | Items | | 34.21 |
| L | 65 | 8.5 | 56 | 6.7 | 3.24 | 1.44 | 81 |
| F | 55 | 6.5 | 48 | 5.1 | 1.96 | 0.16 | 49 |
| K | 47 | 4.9 | 45 | 4.5 | 0.16 | 1 | 4 |
| 1 | 70 | 9.5 | 48 | 5.1 | 19.36 | 0.16 | 484 |
| 2 | 57 | 6.9 | 50 | 5.5 | 1.96 | 0 | 49 |
| 3 | 52 | 5.9 | 45 | 4.5 | 1.96 | 1 | 49 |
| 4 | 62 | 7.9 | 50 | 5.5 | 5.76 | 0 | 144 |
| 5 | 48 | 5.1 | 44 | 4.3 | 0.64 | 1.44 | 16 |
| 6 | 57 | 6.9 | 53 | 6.1 | 0.6400000 | 0.36 | 16 |
| 7 | 62 | 7.9 | 49 | 5.3 | 6.76 | 0.0400000 | 169 |
| 8 | 70 | 9.5 | 47 | 4.9 | 21.16 | 0.36 | 529 |
| 9 | 75 | 10.5 | 51 | 5.7 | 23.04 | 0.0400000 | 576 |
| 0 | 59 | 7.3 | 52 | 5.9 | 1.96 | 0.16 | 49 |
| | | | | | Sum d2 | Sum D2 | 2215 |
| rp = | -0.2295309 | | | | 88.6 | 6.16 | 47.063786 |

| | | | | | | | |
|---|---|---|---|---|---|---|---|
| Bain | 1983 | 2 | males | CP78 | Jupiters | | 34.22 |
| L | 65 | 8.5 | 52 | 5.9 | 6.76 | 0.16 | 169 |
| F | 55 | 6.5 | 61 | 7.7 | 1.44 | 4.84 | 36 |
| K | 47 | 4.9 | 47 | 4.9 | 0 | 0.36 | 0 |
| 1 | 70 | 9.5 | 48 | 5.1 | 19.36 | 0.16 | 484 |
| 2 | 57 | 6.9 | 42 | 3.9 | 9 | 2.56 | 225 |
| 3 | 52 | 5.9 | 40 | 3.5 | 5.76 | 4 | 144 |
| 4 | 62 | 7.9 | 54 | 6.3 | 2.56 | 0.64 | 64 |
| 5 | 48 | 5.1 | 44 | 4.3 | 0.64 | 1.44 | 16 |
| 6 | 57 | 6.9 | 49 | 5.3 | 2.56 | 0.0400000 | 64 |
| 7 | 62 | 7.9 | 55 | 6.5 | 1.96 | 1 | 49 |
| 8 | 70 | 9.5 | 60 | 7.5 | 4 | 4 | 100 |
| 9 | 75 | 10.5 | 81 | 11.7 | 1.44 | 38.44 | 36 |
| 0 | 59 | 7.3 | 48 | 5.1 | 4.84 | 0.16 | 121 |
| | | | | | Sum d2 | Sum D2 | 1508 |
| rp = | 0.2796751 | | | | 60.32 | 57.8 | 38.832975 |
| | | | | | | | |
| Bain | 1983 | 6 | males | CP79 | Jupiters | | 34.23 |
| L | 65 | 8.5 | 61 | 7.7 | 0.64 | 4.84 | 16 |
| F | 55 | 6.5 | 67 | 8.9 | 5.76 | 11.56 | 144 |
| K | 47 | 4.9 | 41 | 3.7 | 1.44 | 3.24 | 36 |
| 1 | 70 | 9.5 | 51 | 5.7 | 14.44 | 0.0400000 | 361 |
| 2 | 57 | 6.9 | 47 | 4.9 | 4 | 0.36 | 100 |
| 3 | 52 | 5.9 | 43 | 4.1 | 3.24 | 1.96 | 81 |
| 4 | 62 | 7.9 | 50 | 5.5 | 5.76 | 0 | 144 |
| 5 | 48 | 5.1 | 46 | 4.7 | 0.16 | 0.64 | 4 |
| 6 | 57 | 6.9 | 53 | 6.1 | 0.6400000 | 0.36 | 16 |
| 7 | 62 | 7.9 | 64 | 8.3 | 0.16 | 7.84 | 4 |
| 8 | 70 | 9.5 | 70 | 9.5 | 0 | 16 | 0 |
| 9 | 75 | 10.5 | 62 | 7.9 | 6.76 | 5.76 | 169 |
| 0 | 59 | 7.3 | 58 | 7.1 | 0.0400000 | 2.56 | 1 |
| | | | | | Sum d2 | Sum D2 | 1076 |
| rp = | 0.4166440 | | | | 43.04 | 55.16 | 32.802438 |
| | | | | | | | |
| Bain | 1983 | 13 | males | CP78 | Uncles | | 34.24 |
| L | 65 | 8.5 | 52 | 5.9 | 6.76 | 0.16 | 169 |
| F | 55 | 6.5 | 61 | 7.7 | 1.44 | 4.84 | 36 |
| K | 47 | 4.9 | 45 | 4.5 | 0.16 | 1 | 4 |
| 1 | 70 | 9.5 | 64 | 8.3 | 1.44 | 7.84 | 36 |
| 2 | 57 | 6.9 | 54 | 6.3 | 0.3600000 | 0.64 | 9 |
| 3 | 52 | 5.9 | 54 | 6.3 | 0.16 | 0.64 | 4 |
| 4 | 62 | 7.9 | 54 | 6.3 | 2.56 | 0.64 | 64 |
| 5 | 48 | 5.1 | 48 | 5.1 | 0 | 0.16 | 0 |
| 6 | 57 | 6.9 | 57 | 6.9 | 0 | 1.96 | 0 |
| 7 | 62 | 7.9 | 53 | 6.1 | 3.24 | 0.36 | 81 |

| | | | | | | | |
|---|---|---|---|---|---|---|---|
| 8 | 70 | 9.5 | 58 | 7.1 | 5.76 | 2.56 | 144 |
| 9 | 75 | 10.5 | 56 | 6.7 | 14.44 | 1.44 | 361 |
| 0 | 59 | 7.3 | 48 | 5.1 | 4.84 | 0.16 | 121 |
| | | | | | Sum d2 | Sum D2 | 1029 |
| rp = | 0.2709883 | | | | 41.16 | 22.4 | 32.078029 |
| | | | | | | | |
| Bain | 1983 | 35 | males | CP79 | Uncles | | 34.25 |
| L | 65 | 8.5 | 56 | 6.7 | 3.24 | 1.44 | 81 |
| F | 55 | 6.5 | 55 | 6.5 | 0 | 1 | 0 |
| K | 47 | 4.9 | 47 | 4.9 | 0 | 0.36 | 0 |
| 1 | 70 | 9.5 | 62 | 7.9 | 2.56 | 5.76 | 64 |
| 2 | 57 | 6.9 | 57 | 6.9 | 0 | 1.96 | 0 |
| 3 | 52 | 5.9 | 54 | 6.3 | 0.16 | 0.64 | 4 |
| 4 | 62 | 7.9 | 54 | 6.3 | 2.56 | 0.64 | 64 |
| 5 | 48 | 5.1 | 48 | 5.1 | 0 | 0.16 | 0 |
| 6 | 57 | 6.9 | 61 | 7.7 | 0.64 | 4.84 | 16 |
| 7 | 62 | 7.9 | 57 | 6.9 | 1 | 1.96 | 25 |
| 8 | 70 | 9.5 | 58 | 7.1 | 5.76 | 2.56 | 144 |
| 9 | 75 | 10.5 | 56 | 6.7 | 14.44 | 1.44 | 361 |
| 0 | 59 | 7.3 | 55 | 6.5 | 0.64 | 1 | 16 |
| | | | | | Sum d2 | Sum D2 | 775 |
| rp = | 0.4045332 | | | | 31 | 23.76 | 27.838821 |
| | | | | | | | |
| Arbisi | 2002 | 159 | male bla | ck psychiat | tric inpatie | nts | 12.3 |
| L | 65 | 8.5 | 52.4 | 5.98 | 6.3504 | 0.2304 | 158.76 |
| F | 55 | 6.5 | 82.6 | 12.02 | 30.4704 | 42.5104 | 761.76 |
| K | 47 | 4.9 | 42 | 3.9 | 1 | 2.56 | 25 |
| 1 | 70 | 9.5 | 68.2 | 9.14 | 0.1296 | 13.2496 | 3.2399999 |
| 2 | 57 | 6.9 | 74.3 | 10.36 | 11.9716 | 23.6196 | 299.29 |
| 3 | 52 | 5.9 | 66.2 | 8.74 | 8.0656 | 10.4976 | 201.64 |
| 4 | 62 | 7.9 | 73.8 | 10.26 | 5.5696 | 22.6576 | 139.24 |
| 5 | 48 | 5.1 | 53.1 | 6.12 | 1.0404 | 0.3844 | 26.01 |
| 6 | 57 | 6.9 | 77.5 | 11 | 16.81 | 30.25 | 420.25 |
| 7 | 62 | 7.9 | 75.1 | 10.52 | 6.8644 | 25.2004 | 171.61 |
| 8 | 70 | 9.5 | 82.3 | 11.96 | 6.0516 | 41.7316 | 151.29 |
| 9 | 75 | 10.5 | 62.6 | 8.02 | 6.1504 | 6.3504 | 153.76 |
| 0 | 59 | 7.3 | 62.7 | 8.04 | 0.5476000 | 6.4516 | 13.69 |
| | | | | | Sum d2 | Sum D2 | 2525.54 |
| rp = | 0.4627585 | | | | 101.0216 | 225.6936 | 50.254751 |
| | | | | | | | |
| Arbisi | 2002 | 1233 | male white | psychiatric | tric inpatie | nts | 12.4 |
| L | 65 | 8.5 | 52.4 | 5.98 | 6.3504 | 0.2304 | 158.76 |
| F | 55 | 6.5 | 72.5 | 10 | 12.25 | 20.25 | 306.25 |
| K | 47 | 4.9 | 45.4 | 4.58 | 0.1024 | 0.8464 | 2.56 |
| 1 | 70 | 9.5 | 65.2 | 8.54 | 0.9215999 | 9.2416000 | 23.04 |
| 2 | 57 | 6.9 | 73 | 10.1 | 10.24 | 21.16 | 256 |

| | | | | | | | |
|---|---|---|---|---|---|---|---|
| 3 | 52 | 5.9 | 66 | 8.7 | 7.8399999 | 10.24 | 196 |
| 4 | 62 | 7.9 | 68.9 | 9.28 | 1.9044 | 14.2884 | 47.610000 |
| 5 | 48 | 5.1 | 51.7 | 5.84 | 0.5476000 | 0.1156000 | 13.69 |
| 6 | 57 | 6.9 | 70.4 | 9.58 | 7.1824000 | 16.6464 | 179.56 |
| 7 | 62 | 7.9 | 72.7 | 10.04 | 4.5796 | 20.6116 | 114.49 |
| 8 | 70 | 9.5 | 74.6 | 10.42 | 0.8463999 | 24.2064 | 21.159999 |
| 9 | 75 | 10.5 | 55.2 | 6.54 | 15.6816 | 1.0816 | 392.04 |
| 0 | 59 | 7.3 | 61.1 | 7.72 | 0.1764000 | 4.9284 | 4.4100000 |
| | | | | | Sum d2 | Sum D2 | 1715.57 |
| rp = | 0.4758209 | | | | 68.6228 | 143.8468 | 41.419439 |
| | | | | | | | |
| Arbisi | 2002 | 70 | female bla | ck psychiat | tric inpatie | nts | 12.5 |
| L | 65 | 8.5 | 55.3 | 6.56 | 3.7636 | 1.1236 | 94.090000 |
| F | 55 | 6.5 | 81.9 | 11.88 | 28.9444 | 40.7044 | 723.61 |
| K | 47 | 4.9 | 42.1 | 3.92 | 0.9604 | 2.4964 | 24.01 |
| 1 | 70 | 9.5 | 65.6 | 8.62 | 0.7744000 | 9.7344 | 19.36 |
| 2 | 57 | 6.9 | 71.1 | 9.72 | 7.9523999 | 17.8084 | 198.81 |
| 3 | 52 | 5.9 | 64.1 | 8.32 | 5.8563999 | 7.9523999 | 146.41 |
| 4 | 62 | 7.9 | 75.7 | 10.64 | 7.5076 | 26.4196 | 187.69 |
| 5 | 48 | 5.1 | 52.8 | 6.06 | 0.9216 | 0.3136 | 23.04 |
| 6 | 57 | 6.9 | 78.1 | 11.12 | 17.8084 | 31.5844 | 445.21 |
| 7 | 62 | 7.9 | 69.8 | 9.46 | 2.4336 | 15.6816 | 60.84 |
| 8 | 70 | 9.5 | 77 | 10.9 | 1.96 | 29.16 | 49 |
| 9 | 75 | 10.5 | 62.2 | 7.94 | 6.5536 | 5.9536 | 163.84 |
| 0 | 59 | 7.3 | 59.9 | 7.48 | 0.0323999 | 3.9204 | 0.8099999 |
| | | | | | Sum d2 | Sum D2 | 2136.72 |
| rp = | 0.4783423 | | | | 85.4688 | 192.8528 | 46.224668 |
| | | | | | | | |
| Arbisi | 2002 | 325 | female whi | ite psychia | tric inpatie | nts | 12.6 |
| L | 65 | 8.5 | 53 | 6.1 | 5.76 | 0.36 | 144 |
| F | 55 | 6.5 | 74.4 | 10.38 | 15.0544 | 23.8144 | 376.36 |
| K | 47 | 4.9 | 47.2 | 4.94 | 0.0016 | 0.3136 | 0.0400000 |
| 1 | 70 | 9.5 | 64.3 | 8.36 | 1.2996 | 8.1796 | 32.49 |
| 2 | 57 | 6.9 | 72.5 | 10 | 9.61 | 20.25 | 240.25 |
| 3 | 52 | 5.9 | 65.6 | 8.62 | 7.3983999 | 9.7344 | 184.96 |
| 4 | 62 | 7.9 | 71.1 | 9.72 | 3.3123999 | 17.8084 | 82.809999 |
| 5 | 48 | 5.1 | 50.9 | 5.68 | 0.3364 | 0.0323999 | 8.4099999 |
| 6 | 57 | 6.9 | 69.1 | 9.32 | 5.8563999 | 14.5924 | 146.41 |
| 7 | 62 | 7.9 | 69.3 | 9.36 | 2.1316 | 14.8996 | 53.29 |
| 8 | 70 | 9.5 | 72 | 9.9 | 0.16 | 19.36 | 4 |
| 9 | 75 | 10.5 | 55.3 | 6.56 | 15.5236 | 1.1236 | 388.09 |
| 0 | 59 | 7.3 | 58.1 | 7.12 | 0.0323999 | 2.6244 | 0.8099999 |
| | | | | | Sum d2 | Sum D2 | 1661.92 |
| rp = | 0.4658987 | | | | 66.4768 | 133.0928 | 40.766653 |
| | | | | | | | |
| Ben-Porath | h 1995 | 137 white | males | court-order | ed assessn | ments | 39.01 |

| | | | | | | | |
|---|---|---|---|---|---|---|---|
| L | 65 | 8.5 | 53.37 | 6.174 | 5.410276 | 0.4542759 | 135.2569 |
| F | 55 | 6.5 | 67.85 | 9.07 | 6.6048999 | 12.7449 | 165.1225 |
| K | 47 | 4.9 | 46.34 | 4.768 | 0.0174239 | 0.5358239 | 0.4355999 |
| 1 | 70 | 9.5 | 60.91 | 7.682 | 3.305124 | 4.761124 | 82.628100 |
| 2 | 57 | 6.9 | 62.63 | 8.026 | 1.267876 | 6.380676 | 31.6969 |
| 3 | 52 | 5.9 | 60.32 | 7.564 | 2.768896 | 4.260096 | 69.2224 |
| 4 | 62 | 7.9 | 67.8 | 9.06 | 1.3456 | 12.6736 | 33.64 |
| 5 | 48 | 5.1 | 52.24 | 5.948 | 0.7191040 | 0.200704 | 17.9776 |
| 6 | 57 | 6.9 | 69.82 | 9.464 | 6.5740959 | 15.713296 | 164.3524 |
| 7 | 62 | 7.9 | 64.45 | 8.39 | 0.2401 | 8.3521 | 6.0025000 |
| 8 | 70 | 9.5 | 67.44 | 8.988 | 0.262144 | 12.166144 | 6.5536000 |
| 9 | 75 | 10.5 | 56.58 | 6.816 | 13.571856 | 1.731856 | 339.2964 |
| 0 | 59 | 7.3 | 57.46 | 6.992 | 0.0948639 | 2.226064 | 2.3716 |
| | | | | | Sum d2 | Sum D2 | 1054.5565 |
| rp = | 0.5144290 | | | | 42.18226 | 82.20066 | 32.473935 |
| | | | | | | | |
| Ben-Porath | h 1995 | 47 black | males | court-order | ed assessn | ments | 39.02 |
| L | 65 | 8.5 | 56.57 | 6.814 | 2.842596 | 1.726596 | 71.0649 |
| F | 55 | 6.5 | 70.3 | 9.56 | 9.3635999 | 16.4836 | 234.09 |
| K | 47 | 4.9 | 46.53 | 4.806 | 0.0088360 | 0.481636 | 0.2208999 |
| 1 | 70 | 9.5 | 58.86 | 7.272 | 4.963984 | 3.139984 | 124.0996 |
| 2 | 57 | 6.9 | 59.4 | 7.38 | 0.2304 | 3.5344 | 5.7599999 |
| 3 | 52 | 5.9 | 57.72 | 7.044 | 1.308736 | 2.383936 | 32.7184 |
| 4 | 62 | 7.9 | 65.66 | 8.632 | 0.5358239 | 9.809424 | 13.3956 |
| 5 | 48 | 5.1 | 49.92 | 5.484 | 0.147456 | 0.000256 | 3.6864000 |
| 6 | 57 | 6.9 | 66.77 | 8.854 | 3.818116 | 11.249316 | 95.4528999 |
| 7 | 62 | 7.9 | 61.38 | 7.776 | 0.0153759 | 5.180176 | 0.3843999 |
| 8 | 70 | 9.5 | 67.86 | 9.072 | 0.1831840 | 12.759184 | 4.5796 |
| 9 | 75 | 10.5 | 62.43 | 7.986 | 6.320196 | 6.180196 | 158.0049 |
| 0 | 59 | 7.3 | 52.13 | 5.926 | 1.887876 | 0.181476 | 47.1969 |
| | | | | | Sum d2 | Sum D2 | 790.6545 |
| rp = | 0.5895272 | | | | 31.62618 | 73.11018 | 28.118579 |
| | | | | | | | |
| Hays | 1999 | 338 | males | NGIs | | | 236.1 |
| L | 65 | 8.5 | 59.8 | 7.46 | 1.0816 | 3.8416 | 27.04 |
| F | 55 | 6.5 | 59.9 | 7.48 | 0.9603999 | 3.9204 | 24.01 |
| K | 47 | 4.9 | 54.3 | 6.36 | 2.1316 | 0.7395999 | 53.29 |
| 1 | 70 | 9.5 | 57.9 | 7.08 | 5.8564 | 2.4964 | 146.41 |
| 2 | 57 | 6.9 | 58.1 | 7.12 | 0.0483999 | 2.6244 | 1.21 |
| 3 | 52 | 5.9 | 56.3 | 6.76 | 0.7395999 | 1.5876 | 18.49 |
| 4 | 62 | 7.9 | 61.9 | 7.88 | 0.0004000 | 5.6644 | 0.0100000 |
| 5 | 48 | 5.1 | 50.1 | 5.52 | 0.1764000 | 0.0004000 | 4.4100000 |
| 6 | 57 | 6.9 | 58.2 | 7.14 | 0.0576000 | 2.6896 | 1.4400000 |
| 7 | 62 | 7.9 | 57.9 | 7.08 | 0.6724 | 2.4964 | 16.81 |
| 8 | 70 | 9.5 | 61.8 | 7.86 | 2.6896 | 5.5696 | 67.240000 |
| 9 | 75 | 10.5 | 50.8 | 5.66 | 23.4256 | 0.0255999 | 585.64 |

| | | | | | | | |
|---|---|---|---|---|---|---|---|
| 0 | 59 | 7.3 | 51.7 | 5.84 | 2.1316 | 0.1156000 | 53.29 |
| | | | | | Sum d2 | Sum D2 | 999.29 |
| rp = | 0.3398754 | | | | 39.9716 | 31.7716 | 31.6115485 |
| | | | | | | | |
| Hays | 1999 | 72 | females | NGIs | | | 236.2 |
| L | 65 | 8.5 | 58.3 | 7.16 | 1.7956 | 2.7556 | 44.89 |
| F | 55 | 6.5 | 58.8 | 7.26 | 0.5776 | 3.0976 | 14.44 |
| K | 47 | 4.9 | 57.6 | 7.02 | 4.4944 | 2.3104 | 112.36 |
| 1 | 70 | 9.5 | 54 | 6.3 | 10.24 | 0.64 | 256 |
| 2 | 57 | 6.9 | 53.7 | 6.24 | 0.4356 | 0.5476 | 10.89 |
| 3 | 52 | 5.9 | 54.8 | 6.46 | 0.3135999 | 0.9215999 | 7.8399999 |
| 4 | 62 | 7.9 | 61.9 | 7.88 | 0.0004000 | 5.6644 | 0.0100000 |
| 5 | 48 | 5.1 | 53.8 | 6.26 | 1.3456 | 0.5776 | 33.64 |
| 6 | 57 | 6.9 | 56.4 | 6.78 | 0.0144000 | 1.6384 | 0.3600000 |
| 7 | 62 | 7.9 | 53.2 | 6.14 | 3.0976 | 0.4096000 | 77.44 |
| 8 | 70 | 9.5 | 57.2 | 6.94 | 6.5536 | 2.0736 | 163.84 |
| 9 | 75 | 10.5 | 48.9 | 5.28 | 27.2484 | 0.0484000 | 681.21 |
| 0 | 59 | 7.3 | 48.4 | 5.18 | 4.4944 | 0.1024 | 112.36 |
| | | | | | Sum d2 | Sum D2 | 1515.28 |
| rp = | 0.0729283 | | | | 60.6112 | 20.7872 | 38.926597 |
| | | | | | | | |
| Hays | 1999 | 95 | males | mentally dis | isordered | offenders | 236.3 |
| L | 65 | 8.5 | 63 | 8.1 | 0.16 | 6.76 | 4 |
| F | 55 | 6.5 | 67.4 | 8.98 | 6.1504 | 12.1104 | 153.76 |
| K | 47 | 4.9 | 51 | 5.7 | 0.64 | 0.0400000 | 16 |
| 1 | 70 | 9.5 | 58.5 | 7.2 | 5.29 | 2.89 | 132.25 |
| 2 | 57 | 6.9 | 60.5 | 7.6 | 0.4899999 | 4.41 | 12.25 |
| 3 | 52 | 5.9 | 53.9 | 6.28 | 0.1443999 | 0.6083999 | 3.6099999 |
| 4 | 62 | 7.9 | 63.8 | 8.26 | 0.1296 | 7.6176 | 3.2399999 |
| 5 | 48 | 5.1 | 48.2 | 5.14 | 0.0016000 | 0.1296 | 0.0400000 |
| 6 | 57 | 6.9 | 59.4 | 7.38 | 0.2304 | 3.5344 | 5.7599999 |
| 7 | 62 | 7.9 | 59.5 | 7.4 | 0.25 | 3.61 | 6.25 |
| 8 | 70 | 9.5 | 65.8 | 8.66 | 0.7056 | 9.9856 | 17.64 |
| 9 | 75 | 10.5 | 56.5 | 6.8 | 13.69 | 1.69 | 342.25 |
| 0 | 59 | 7.3 | 52.8 | 6.06 | 1.5376 | 0.3136 | 38.44 |
| | | | | | Sum d2 | Sum D2 | 735.49 |
| rp = | 0.5558608 | | | | 29.4196 | 53.6996 | 27.1199188 |
| | | | | | | | |
| Hays | 1999 | 15 | females | mentally d | isordered | offenders | 236.4 |
| L | 65 | 8.5 | 64.5 | 8.4 | 0.0099999 | 8.41 | 0.25 |
| F | 55 | 6.5 | 71.8 | 9.86 | 11.2896 | 19.0096 | 282.24 |
| K | 47 | 4.9 | 49.7 | 5.44 | 0.2916 | 0.0035999 | 7.2900000 |
| 1 | 70 | 9.5 | 54.5 | 6.4 | 9.61 | 0.8100000 | 240.25 |
| 2 | 57 | 6.9 | 58.5 | 7.2 | 0.0899999 | 2.89 | 2.25 |
| 3 | 52 | 5.9 | 55.3 | 6.56 | 0.4355999 | 1.1236 | 10.89 |
| 4 | 62 | 7.9 | 59.3 | 7.36 | 0.2916000 | 3.4596 | 7.2900000 |

| | | | | | | | |
|---|---|---|---|---|---|---|---|
| 5 | 48 | 5.1 | 60.5 | 7.6 | 6.25 | 4.41 | 156.25 |
| 6 | 57 | 6.9 | 56.7 | 6.84 | 0.0035999 | 1.7956 | 0.0899999 |
| 7 | 62 | 7.9 | 55.1 | 6.52 | 1.9044 | 1.0404 | 47.61 |
| 8 | 70 | 9.5 | 64.8 | 8.46 | 1.0816 | 8.7615999 | 27.04 |
| 9 | 75 | 10.5 | 52.3 | 5.96 | 20.6116 | 0.2115999 | 515.29 |
| 0 | 59 | 7.3 | 51.9 | 5.88 | 2.0164 | 0.1444 | 50.41 |
| | | | | | Sum d2 | Sum D2 | 1347.15 |
| rp = | 0.30611141 | | | | 53.886 | 52.07 | 36.703542 |
| | | | | | | | |
| Friedman | 2001 | 30 | males | all-true | | | 145.1 |
| L | 65 | 8.5 | 35 | 2.5 | 36 | 9 | 900 |
| F | 55 | 6.5 | 120 | 19.5 | 169 | 196 | 4225 |
| K | 47 | 4.9 | 18 | -0.9 | 33.64 | 40.96 | 841 |
| 1 | 70 | 9.5 | 48 | 5.1 | 19.36 | 0.16 | 484 |
| 2 | 57 | 6.9 | 54 | 6.3 | 0.3600000 | 0.64 | 9 |
| 3 | 52 | 5.9 | 35 | 2.5 | 11.56 | 9 | 289 |
| 4 | 62 | 7.9 | 66 | 8.7 | 0.6399999 | 10.24 | 16 |
| 5 | 48 | 5.1 | 48 | 5.1 | 0 | 0.16 | 0 |
| 6 | 57 | 6.9 | 105 | 16.5 | 92.16 | 121 | 2304 |
| 7 | 62 | 7.9 | 91 | 13.7 | 33.64 | 67.24 | 841 |
| 8 | 70 | 9.5 | 109 | 17.3 | 60.84 | 139.24 | 1521 |
| 9 | 75 | 10.5 | 100 | 15.5 | 25 | 100 | 625 |
| 0 | 59 | 7.3 | 59 | 7.3 | 0 | 3.24 | 0 |
| | | | | | Sum d2 | Sum D2 | 12055 |
| rp = | 0.2149392 | | | | 482.2 | 696.88 | 109.79526 |
| | | | | | | | |
| Friedman | 2001 | 30 | females | all-true | | | 145.2 |
| L | 65 | 8.5 | 33 | 2.1 | 40.96 | 11.56 | 1024 |
| F | 55 | 6.5 | 120 | 19.5 | 169 | 196 | 4225 |
| K | 47 | 4.9 | 18 | -0.9 | 33.64 | 40.96 | 841 |
| 1 | 70 | 9.5 | 46 | 4.7 | 23.04 | 0.64 | 576 |
| 2 | 57 | 6.9 | 49 | 5.3 | 2.56 | 0.0400000 | 64 |
| 3 | 52 | 5.9 | 34 | 2.3 | 12.96 | 10.24 | 324 |
| 4 | 62 | 7.9 | 53 | 6.1 | 3.24 | 0.36 | 81 |
| 5 | 48 | 5.1 | 82 | 11.9 | 46.24 | 40.96 | 1156 |
| 6 | 57 | 6.9 | 103 | 16.1 | 84.64 | 112.36 | 2116 |
| 7 | 62 | 7.9 | 73 | 10.1 | 4.84 | 21.16 | 121 |
| 8 | 70 | 9.5 | 102 | 15.9 | 40.96 | 108.16 | 1024 |
| 9 | 75 | 10.5 | 91 | 13.7 | 10.24 | 67.24 | 256 |
| 0 | 59 | 7.3 | 57 | 6.9 | 0.16 | 1.96 | 4 |
| | | | | | Sum d2 | Sum D2 | 11812 |
| rp = | 0.1663196 | | | | 472.48 | 611.64 | 108.68302 |
| | | | | | | | |
| Friedman | 2001 | 30 | males | random | | | 145.3 |
| L | 65 | 8.5 | 65 | 8.5 | 0 | 9 | 0 |
| F | 55 | 6.5 | 120 | 19.5 | 169 | 196 | 4225 |

| | | | | | | | |
|---|---|---|---|---|---|---|---|
| K | 47 | 4.9 | 49 | 5.3 | 0.16 | 0.0400000 | 4 |
| 1 | 70 | 9.5 | 77 | 10.9 | 1.96 | 29.16 | 49 |
| 2 | 57 | 6.9 | 70 | 9.5 | 6.76 | 16 | 169 |
| 3 | 52 | 5.9 | 71 | 9.7 | 14.44 | 17.64 | 361 |
| 4 | 62 | 7.9 | 69 | 9.3 | 1.96 | 14.44 | 49 |
| 5 | 48 | 5.1 | 54 | 6.3 | 1.44 | 0.64 | 36 |
| 6 | 57 | 6.9 | 86 | 12.7 | 33.64 | 51.84 | 841 |
| 7 | 62 | 7.9 | 77 | 10.9 | 9 | 29.16 | 225 |
| 8 | 70 | 9.5 | 98 | 15.1 | 31.36 | 92.16 | 784 |
| 9 | 75 | 10.5 | 65 | 8.5 | 4 | 9 | 100 |
| 0 | 59 | 7.3 | 59 | 7.3 | 0 | 3.24 | 0 |
| | | | | | Sum d2 | Sum D2 | 6843 |
| rp = | 0.3082638 | | | | 273.72 | 468.32 | 82.722427 |
| | | | | | | | |
| Friedman | 2001 | 30 | females | random | | | 145.4 |
| L | 65 | 8.5 | 66 | 8.7 | 0.0399999 | 10.24 | 1 |
| F | 55 | 6.5 | 120 | 19.5 | 169 | 196 | 4225 |
| K | 47 | 4.9 | 50 | 5.5 | 0.36 | 0 | 9 |
| 1 | 70 | 9.5 | 74 | 10.3 | 0.6400000 | 23.04 | 16 |
| 2 | 57 | 6.9 | 66 | 8.7 | 3.24 | 10.24 | 81 |
| 3 | 52 | 5.9 | 68 | 9.1 | 10.24 | 12.96 | 256 |
| 4 | 62 | 7.9 | 71 | 9.7 | 3.24 | 17.64 | 81 |
| 5 | 48 | 5.1 | 69 | 9.3 | 17.64 | 14.44 | 441 |
| 6 | 57 | 6.9 | 85 | 12.5 | 31.36 | 49 | 784 |
| 7 | 62 | 7.9 | 72 | 9.9 | 4 | 19.36 | 100 |
| 8 | 70 | 9.5 | 93 | 14.1 | 21.16 | 73.96 | 529 |
| 9 | 75 | 10.5 | 68 | 9.1 | 1.96 | 12.96 | 49 |
| 0 | 59 | 7.3 | 57 | 6.9 | 0.16 | 1.96 | 4 |
| | | | | | Sum d2 | Sum D2 | 6576 |
| rp = | 0.3024661 | | | | 263.04 | 441.8 | 81.092539 |
| | | | | | | | |
| Friedman | 2001 | 30 | males | all false | | | 145.5 |
| L | 65 | 8.5 | 100 | 15.5 | 49 | 100 | 1225 |
| F | 55 | 6.5 | 95 | 14.5 | 64 | 81 | 1600 |
| K | 47 | 4.9 | 79 | 11.3 | 40.96 | 33.64 | 1024 |
| 1 | 70 | 9.5 | 103 | 16.1 | 43.56 | 112.36 | 1089 |
| 2 | 57 | 6.9 | 87 | 12.9 | 36 | 54.76 | 900 |
| 3 | 52 | 5.9 | 114 | 18.3 | 153.76 | 163.84 | 3844 |
| 4 | 62 | 7.9 | 87 | 12.9 | 25 | 54.76 | 625 |
| 5 | 48 | 5.1 | 60 | 7.5 | 5.76 | 4 | 144 |
| 6 | 57 | 6.9 | 68 | 9.1 | 4.84 | 12.96 | 121 |
| 7 | 62 | 7.9 | 74 | 10.3 | 5.76 | 23.04 | 144 |
| 8 | 70 | 9.5 | 87 | 12.9 | 11.56 | 54.76 | 289 |
| 9 | 75 | 10.5 | 43 | 4.1 | 40.96 | 1.96 | 1024 |
| 0 | 59 | 7.3 | 61 | 7.7 | 0.16 | 4.84 | 4 |
| | | | | | Sum d2 | Sum D2 | 12033 |

| | | | | | | | |
|---|---|---|---|---|---|---|---|
| rp = | 0.2190167 | | | | 481.32 | 701.92 | 109.69503 |
| | | | | | | | |
| Friedman | 2001 | 30 | females | all false | | | 145.6 |
| L | 65 | 8.5 | 105 | 16.5 | 64 | 121 | 1600 |
| F | 55 | 6.5 | 103 | 16.1 | 92.16 | 112.36 | 2304 |
| K | 47 | 4.9 | 81 | 11.7 | 46.24 | 38.44 | 1156 |
| 1 | 70 | 9.5 | 99 | 15.3 | 33.64 | 96.04 | 841 |
| 2 | 57 | 6.9 | 86 | 12.7 | 33.64 | 51.84 | 841 |
| 3 | 52 | 5.9 | 108 | 17.1 | 125.44 | 134.56 | 3136 |
| 4 | 62 | 7.9 | 89 | 13.3 | 29.16 | 60.84 | 729 |
| 5 | 48 | 5.1 | 57 | 6.9 | 3.24 | 1.96 | 81 |
| 6 | 57 | 6.9 | 67 | 8.9 | 4 | 11.56 | 100 |
| 7 | 62 | 7.9 | 70 | 9.5 | 2.56 | 16 | 64 |
| 8 | 70 | 9.5 | 84 | 12.3 | 7.84 | 46.24 | 196 |
| 9 | 75 | 10.5 | 45 | 4.5 | 36 | 1 | 900 |
| 0 | 59 | 7.3 | 58 | 7.1 | 0.0400000 | 2.56 | 1 |
| | | | | | Sum d2 | Sum D2 | 11949 |
| rp = | 0.2175621 | | | | 477.96 | 694.4 | 109.31148 |
| | | | | | | | |
| Pope | 1993 | 30 | males | all false | | | 430.1 |
| L | 65 | 8.5 | 100 | 15.5 | 49 | 100 | 1225 |
| F | 55 | 6.5 | 95 | 14.5 | 64 | 81 | 1600 |
| K | 47 | 4.9 | 78 | 11.1 | 38.44 | 31.36 | 961 |
| 1 | 70 | 9.5 | 103 | 16.1 | 43.56 | 112.36 | 1089 |
| 2 | 57 | 6.9 | 87 | 12.9 | 36 | 54.76 | 900 |
| 3 | 52 | 5.9 | 113 | 18.1 | 148.84 | 158.76 | 3721 |
| 4 | 62 | 7.9 | 86 | 12.7 | 23.04 | 51.84 | 576 |
| 5 | 48 | 5.1 | 59 | 7.3 | 4.84 | 3.24 | 121 |
| 6 | 57 | 6.9 | 68 | 9.1 | 4.84 | 12.96 | 121 |
| 7 | 62 | 7.9 | 74 | 10.3 | 5.76 | 23.04 | 144 |
| 8 | 70 | 9.5 | 70 | 9.5 | 0 | 16 | 0 |
| 9 | 75 | 10.5 | 43 | 4.1 | 40.96 | 1.96 | 1024 |
| 0 | 59 | 7.3 | 61 | 7.7 | 0.16 | 4.84 | 4 |
| | | | | | Sum d2 | Sum D2 | 11486 |
| rp = | 0.2084898 | | | | 459.44 | 652.12 | 107.17275 |
| | | | | | | | |
| Pope | 1993 | 30 | males | random | | | 430.2 |
| L | 65 | 8.5 | 68 | 9.1 | 0.36 | 12.96 | 9 |
| F | 55 | 6.5 | 120 | 19.5 | 169 | 196 | 4225 |
| K | 47 | 4.9 | 49 | 5.3 | 0.16 | 0.0400000 | 4 |
| 1 | 70 | 9.5 | 77 | 10.9 | 1.96 | 29.16 | 49 |
| 2 | 57 | 6.9 | 72 | 9.9 | 9 | 19.36 | 225 |
| 3 | 52 | 5.9 | 71 | 9.7 | 14.44 | 17.64 | 361 |
| 4 | 62 | 7.9 | 68 | 9.1 | 1.44 | 12.96 | 36 |
| 5 | 48 | 5.1 | 53 | 6.1 | 1 | 0.36 | 25 |
| 6 | 57 | 6.9 | 85 | 12.5 | 31.36 | 49 | 784 |

| | | | | | | | |
|---|---|---|---|---|---|---|---|
| 7 | 62 | 7.9 | 77 | 10.9 | 9 | 29.16 | 225 |
| 8 | 70 | 9.5 | 98 | 15.1 | 31.36 | 92.16 | 784 |
| 9 | 75 | 10.5 | 65 | 8.5 | 4 | 9 | 100 |
| 0 | 59 | 7.3 | 61 | 7.7 | 0.16 | 4.84 | 4 |
| | | | | | Sum d2 | Sum D2 | 6831 |
| rp = | 0.31281122 | | | | 273.24 | 472.64 | 82.649863 |
| | | | | | | | |
| Pope | 1993 | 30 | males | all true | | | 430.3 |
| L | 65 | 8.5 | 35 | 2.5 | 36 | 9 | 900 |
| F | 55 | 6.5 | 120 | 19.5 | 169 | 196 | 4225 |
| K | 47 | 4.9 | 30 | 1.5 | 11.56 | 16 | 289 |
| 1 | 70 | 9.5 | 48 | 5.1 | 19.36 | 0.16 | 484 |
| 2 | 57 | 6.9 | 53 | 6.1 | 0.6400000 | 0.36 | 16 |
| 3 | 52 | 5.9 | 34 | 2.3 | 12.96 | 10.24 | 324 |
| 4 | 62 | 7.9 | 52 | 5.9 | 4 | 0.16 | 100 |
| 5 | 48 | 5.1 | 48 | 5.1 | 0 | 0.16 | 0 |
| 6 | 57 | 6.9 | 104 | 16.3 | 88.36 | 116.64 | 2209 |
| 7 | 62 | 7.9 | 78 | 11.1 | 10.24 | 31.36 | 256 |
| 8 | 70 | 9.5 | 108 | 17.1 | 57.76 | 134.56 | 1444 |
| 9 | 75 | 10.5 | 94 | 14.3 | 14.44 | 77.44 | 361 |
| 0 | 59 | 7.3 | 59 | 7.3 | 0 | 3.24 | 0 |
| | | | | | Sum d2 | Sum D2 | 10608 |
| rp = | 0.20613657 | | | | 424.32 | 595.32 | 102.995145 |
| | | | | | | | |
| Crawford, | 2006 | 27 mixed | simulating | facial injury | | | 87.1 |
| L | 65 | 8.5 | 53.3 | 6.16 | 5.4756 | 0.43559999 | 136.89 |
| F | 55 | 6.5 | 89.1 | 13.32 | 46.5124 | 61.1524 | 1162.81 |
| K | 47 | 4.9 | 48.4 | 5.18 | 0.07839999 | 0.1024 | 1.96 |
| 1 | 70 | 9.5 | 78.9 | 11.28 | 3.1684 | 33.4084 | 79.2100000 |
| 2 | 57 | 6.9 | 96.4 | 14.78 | 62.0944 | 86.1184 | 1552.36 |
| 3 | 52 | 5.9 | 81.6 | 11.82 | 35.0464 | 39.9424 | 876.16 |
| 4 | 62 | 7.9 | 80.9 | 11.68 | 14.2884 | 38.1924 | 357.21 |
| 5 | 48 | 5.1 | 68 | 9.1 | 16 | 12.96 | 400 |
| 6 | 57 | 6.9 | 84.1 | 12.32 | 29.3764 | 46.5124 | 734.41 |
| 7 | 62 | 7.9 | 83.7 | 12.24 | 18.8356 | 45.4276 | 470.89 |
| 8 | 70 | 9.5 | 86.3 | 12.76 | 10.6276 | 52.7076 | 265.69 |
| 9 | 75 | 10.5 | 47.5 | 5 | 30.25 | 0.25 | 756.25 |
| 0 | 59 | 7.3 | 74.7 | 10.44 | 9.8596000 | 24.4036 | 246.49 |
| | | | | | Sum d2 | Sum D2 | 7040.33 |
| rp = | 0.27098587 | | | | 281.6132 | 441.6132 | 83.906674 |
| | | | | | | | |
| Crawford, | 2006 | 33 mixed | dx of major | r depressi | ve disorder | | 87.2 |
| L | 65 | 8.5 | 56.9 | 6.88 | 2.6244 | 1.9044 | 65.61 |
| F | 55 | 6.5 | 76.7 | 10.84 | 18.8356 | 28.5156 | 470.89 |
| K | 47 | 4.9 | 47.7 | 5.04 | 0.0196000 | 0.21159999 | 0.4900000 |
| 1 | 70 | 9.5 | 66.3 | 8.76 | 0.5476 | 10.6276 | 13.69 |

| | | | | | | | |
|---|---|---|---|---|---|---|---|
| 2 | 57 | 6.9 | 71.3 | 9.76 | 8.1796 | 18.1476 | 204.49 |
| 3 | 52 | 5.9 | 66.5 | 8.8 | 8.41 | 10.89 | 210.25 |
| 4 | 62 | 7.9 | 69.8 | 9.46 | 2.4336 | 15.6816 | 60.84 |
| 5 | 48 | 5.1 | 50 | 5.5 | 0.16 | 0 | 4 |
| 6 | 57 | 6.9 | 73.2 | 10.14 | 10.4976 | 21.5296 | 262.44 |
| 7 | 62 | 7.9 | 72 | 9.9 | 4 | 19.36 | 100 |
| 8 | 70 | 9.5 | 75.7 | 10.64 | 1.2996 | 26.4196 | 32.49 |
| 9 | 75 | 10.5 | 58 | 7.1 | 11.56 | 2.56 | 289 |
| 0 | 59 | 7.3 | 59.5 | 7.4 | 0.0100000 | 3.61 | 0.25 |
| | | | | | Sum d2 | Sum D2 | 1714.44 |
| rp = | 0.5055602 | | | | 68.5776 | 159.4576 | 41.405796 |
| | | | | | | | |
| Lawson, | 2003 | 56 violent | males | non-pathol | ogical type | | 313.05 |
| L | 65 | 8.5 | 58.38 | 7.176 | 1.752976 | 2.808976 | 43.8244 |
| F | 55 | 6.5 | 50.78 | 5.656 | 0.7123359 | 0.0243360 | 17.8084 |
| K | 47 | 4.9 | 50.33 | 5.566 | 0.4435559 | 0.0043559 | 11.0889 |
| 1 | 70 | 9.5 | 51.31 | 5.762 | 13.972644 | 0.0686440 | 349.3161 |
| 2 | 57 | 6.9 | 47.57 | 5.014 | 3.556996 | 0.236196 | 88.9249 |
| 3 | 52 | 5.9 | 46.71 | 4.842 | 1.119364 | 0.4329639 | 27.9841 |
| 4 | 62 | 7.9 | 56.09 | 6.718 | 1.397124 | 1.483524 | 34.9281 |
| 5 | 48 | 5.1 | 43.43 | 4.186 | 0.8353959 | 1.726596 | 20.8849 |
| 6 | 57 | 6.9 | 51.5 | 5.8 | 1.21 | 0.0899999 | 30.25 |
| 7 | 62 | 7.9 | 47.17 | 4.934 | 8.797156 | 0.320356 | 219.9289 |
| 8 | 70 | 9.5 | 48.4 | 5.18 | 18.6624 | 0.1024 | 466.56 |
| 9 | 75 | 10.5 | 58.55 | 7.21 | 10.8241 | 2.9241 | 270.6025 |
| 0 | 59 | 7.3 | 47.21 | 4.942 | 5.560164 | 0.311364 | 139.0041 |
| | | | | | Sum d2 | Sum D2 | 1721.1053 |
| rp = | -0.0695241 | | | | 68.844212 | 10.533812 | 41.486206 |
| | | | | | | | |
| Lawson, | 2003 | 13 violent | males | Borderline/ | Dysphoric | type | 313.06 |
| L | 65 | 8.5 | 50.33 | 5.566 | 8.608356 | 0.0043559 | 215.2089 |
| F | 55 | 6.5 | 81.25 | 11.75 | 27.5625 | 39.0625 | 689.0625 |
| K | 47 | 4.9 | 37.92 | 3.084 | 3.297856 | 5.837056 | 82.4464 |
| 1 | 70 | 9.5 | 54.58 | 6.416 | 9.511056 | 0.8390559 | 237.7764 |
| 2 | 57 | 6.9 | 58.25 | 7.15 | 0.0625 | 2.7225 | 1.5625 |
| 3 | 52 | 5.9 | 47 | 4.9 | 1 | 0.36 | 25 |
| 4 | 62 | 7.9 | 67.5 | 9 | 1.21 | 12.25 | 30.25 |
| 5 | 48 | 5.1 | 48.67 | 5.234 | 0.0179560 | 0.070756 | 0.4489000 |
| 6 | 57 | 6.9 | 80.33 | 11.566 | 21.771556 | 36.796356 | 544.2889 |
| 7 | 62 | 7.9 | 68.58 | 9.216 | 1.731856 | 13.808656 | 43.2964 |
| 8 | 70 | 9.5 | 75.33 | 10.566 | 1.136356 | 25.664356 | 28.4089 |
| 9 | 75 | 10.5 | 74.33 | 10.366 | 0.0179560 | 23.677956 | 0.4489000 |
| 0 | 59 | 7.3 | 56.83 | 6.866 | 0.188356 | 1.865956 | 4.7089000 |
| | | | | | Sum d2 | Sum D2 | 1902.9076 |
| rp = | 0.4722132 | | | | 76.116304 | 162.95950 | 43.622329 |
| | | | | | | | |

| | | | | | | | |
|---|---|---|---|---|---|---|---|
| Lawson, | 2003 | 22 violent | males | Antisocial | type | | 313.07 |
| L | 65 | 8.5 | 62.76 | 8.052 | 0.200704 | 6.512704 | 5.0176000 |
| F | 55 | 6.5 | 62.48 | 7.996 | 2.238016 | 6.230016 | 55.9504 |
| K | 47 | 4.9 | 51.24 | 5.748 | 0.719104 | 0.0615040 | 17.9776 |
| 1 | 70 | 9.5 | 64 | 8.3 | 1.44 | 7.84 | 36 |
| 2 | 57 | 6.9 | 64 | 8.3 | 1.96 | 7.84 | 49 |
| 3 | 52 | 5.9 | 62.38 | 7.976 | 4.309776 | 6.130576 | 107.7444 |
| 4 | 62 | 7.9 | 67 | 8.9 | 1 | 11.56 | 25 |
| 5 | 48 | 5.1 | 48.95 | 5.29 | 0.0361000 | 0.0440999 | 0.9025000 |
| 6 | 57 | 6.9 | 59.38 | 7.376 | 0.226576 | 3.519376 | 5.6644000 |
| 7 | 62 | 7.9 | 62.81 | 8.062 | 0.0262440 | 6.5638440 | 0.6561000 |
| 8 | 70 | 9.5 | 63.62 | 8.224 | 1.628176 | 7.420176 | 40.7044 |
| 9 | 75 | 10.5 | 57.24 | 6.948 | 12.616704 | 2.096704 | 315.4176 |
| 0 | 59 | 7.3 | 58.38 | 7.176 | 0.0153759 | 2.808976 | 0.3843999 |
| | | | | | Sum d2 | Sum D2 | 660.4194 |
| rp = | 0.6341287 | | | | 26.416776 | 68.627976 | 25.698626 |
| | | | | | | | |
| Clark, | 2000 | 113 males | with chron | ic pain | type | | 80.1 |
| L | 65 | 8.5 | 57.06 | 6.912 | 2.521744 | 1.993744 | 63.0436 |
| F | 55 | 6.5 | 58.07 | 7.114 | 0.376996 | 2.604996 | 9.4249 |
| K | 47 | 4.9 | 46.36 | 4.772 | 0.016384 | 0.529984 | 0.4096000 |
| 1 | 70 | 9.5 | 75.62 | 10.624 | 1.263376 | 26.255376 | 31.584400 |
| 2 | 57 | 6.9 | 68.67 | 9.234 | 5.447556 | 13.942756 | 136.1889 |
| 3 | 52 | 5.9 | 71.39 | 9.778 | 15.038884 | 18.301284 | 375.9721 |
| 4 | 62 | 7.9 | 56.38 | 6.776 | 1.263376 | 1.628176 | 31.5844 |
| 5 | 48 | 5.1 | 45.94 | 4.688 | 0.169744 | 0.659344 | 4.2436000 |
| 6 | 57 | 6.9 | 55.03 | 6.506 | 0.155236 | 1.012036 | 3.8809 |
| 7 | 62 | 7.9 | 62.26 | 7.952 | 0.0027039 | 6.012304 | 0.0675999 |
| 8 | 70 | 9.5 | 64.72 | 8.444 | 1.115136 | 8.6671359 | 27.8784 |
| 9 | 75 | 10.5 | 53 | 6.1 | 19.36 | 0.36 | 484 |
| 0 | 59 | 7.3 | 55.91 | 6.682 | 0.381924 | 1.397124 | 9.5481000 |
| | | | | | Sum d2 | Sum D2 | 1177.8265 |
| rp = | 0.4760480 | | | | 47.11306 | 83.36426 | 34.319476 |
| | | | | | | | |
| Denier, | 1991 | 50 male | cocaine | abusers | | | 94.3 |
| L | 65 | 8.5 | 50 | 5.5 | 9 | 0 | 225 |
| F | 55 | 6.5 | 62 | 7.9 | 1.96 | 5.76 | 49 |
| K | 47 | 4.9 | 51 | 5.7 | 0.64 | 0.0400000 | 16 |
| 1 | 70 | 9.5 | 57 | 6.9 | 6.76 | 1.96 | 169 |
| 2 | 57 | 6.9 | 70 | 9.5 | 6.76 | 16 | 169 |
| 3 | 52 | 5.9 | 58 | 7.1 | 1.44 | 2.56 | 36 |
| 4 | 62 | 7.9 | 71 | 9.7 | 3.24 | 17.64 | 81 |
| 5 | 48 | 5.1 | 64 | 8.3 | 10.24 | 7.84 | 256 |
| 6 | 57 | 6.9 | 62 | 7.9 | 1 | 5.76 | 25 |
| 7 | 62 | 7.9 | 64 | 8.3 | 0.16 | 7.84 | 4 |
| 8 | 70 | 9.5 | 63 | 8.1 | 1.96 | 6.76 | 49 |

| | | | | | | | |
|---|---|---|---|---|---|---|---|
| 9 | 75 | 10.5 | 68 | 9.1 | 1.96 | 12.96 | 49 |
| 0 | 59 | 7.3 | 51 | 5.7 | 2.56 | 0.0400000 | 64 |
| | | | | | Sum d2 | Sum D2 | 1192 |
| rp = | 0.4766190 | | | | 47.68 | 85.16 | 34.525353 |
| | | | | | | | |
| Denier, | 1991 | 50 female | cocaine | abusers | | | 94.4 |
| L | 65 | 8.5 | 50 | 5.5 | 9 | 0 | 225 |
| F | 55 | 6.5 | 66 | 8.7 | 4.84 | 10.24 | 121 |
| K | 47 | 4.9 | 51 | 5.7 | 0.64 | 0.0400000 | 16 |
| 1 | 70 | 9.5 | 56 | 6.7 | 7.84 | 1.44 | 196 |
| 2 | 57 | 6.9 | 65 | 8.5 | 2.56 | 9 | 64 |
| 3 | 52 | 5.9 | 59 | 7.3 | 1.96 | 3.24 | 49 |
| 4 | 62 | 7.9 | 74 | 10.3 | 5.76 | 23.04 | 144 |
| 5 | 48 | 5.1 | 43 | 4.1 | 1 | 1.96 | 25 |
| 6 | 57 | 6.9 | 67 | 8.9 | 4 | 11.56 | 100 |
| 7 | 62 | 7.9 | 61 | 7.7 | 0.0400000 | 4.84 | 1 |
| 8 | 70 | 9.5 | 66 | 8.7 | 0.6400000 | 10.24 | 16 |
| 9 | 75 | 10.5 | 65 | 8.5 | 4 | 9 | 100 |
| 0 | 59 | 7.3 | 52 | 5.9 | 1.96 | 0.16 | 49 |
| | | | | | Sum d2 | Sum D2 | 1106 |
| rp = | 0.5039246 | | | | 44.24 | 84.76 | 33.256578 |
| | | | | | | | |
| Alexy | 1999 | 78 males | with pain | | | | 1.1 |
| L | 65 | 8.5 | 56.16 | 6.732 | 3.125824 | 1.517824 | 78.145600 |
| F | 55 | 6.5 | 52.1 | 5.92 | 0.3364 | 0.1764 | 8.4099999 |
| K | 47 | 4.9 | 49.97 | 5.494 | 0.3528359 | 0.0000360 | 8.8208999 |
| 1 | 70 | 9.5 | 64.59 | 8.418 | 1.170724 | 8.5147240 | 29.2681 |
| 2 | 57 | 6.9 | 58.61 | 7.222 | 0.1036839 | 2.965284 | 2.5921 |
| 3 | 52 | 5.9 | 60.12 | 7.524 | 2.637376 | 4.096576 | 65.9344 |
| 4 | 62 | 7.9 | 53.6 | 6.22 | 2.8224 | 0.5184000 | 70.56 |
| 5 | 48 | 5.1 | 44.28 | 4.356 | 0.553536 | 1.308736 | 13.8384 |
| 6 | 57 | 6.9 | 51.51 | 5.802 | 1.205604 | 0.0912039 | 30.1401 |
| 7 | 62 | 7.9 | 52.61 | 6.022 | 3.526884 | 0.272484 | 88.1721 |
| 8 | 70 | 9.5 | 51.28 | 5.756 | 14.017536 | 0.0655360 | 350.4384 |
| 9 | 75 | 10.5 | 51.02 | 5.704 | 23.001616 | 0.0416160 | 575.0404 |
| 0 | 59 | 7.3 | 51.21 | 5.742 | 2.427364 | 0.058564 | 60.6841 |
| | | | | | Sum d2 | Sum D2 | 1382.0446 |
| rp = | 0.1102896 | | | | 55.281784 | 19.627384 | 37.175860 |
| | | | | | | | |
| Alexy | 1999 | 31 females | with pain | | | | 1.2 |
| L | 65 | 8.5 | 59.67 | 7.434 | 1.136356 | 3.740356 | 28.4089 |
| F | 55 | 6.5 | 49.71 | 5.442 | 1.119364 | 0.0033639 | 27.9841 |
| K | 47 | 4.9 | 52.19 | 5.938 | 1.077444 | 0.191844 | 26.9361 |
| 1 | 70 | 9.5 | 63.03 | 8.106 | 1.943236 | 6.791236 | 48.5809 |
| 2 | 57 | 6.9 | 53.58 | 6.216 | 0.4678560 | 0.5126559 | 11.6964 |
| 3 | 52 | 5.9 | 62.38 | 7.976 | 4.309776 | 6.130576 | 107.7444 |

| | | | | | | | |
|---|---|---|---|---|---|---|---|
| 4 | 62 | 7.9 | 52.87 | 6.074 | 3.334276 | 0.329476 | 83.356900 |
| 5 | 48 | 5.1 | 54.87 | 6.474 | 1.887876 | 0.9486759 | 47.1969 |
| 6 | 57 | 6.9 | 48 | 5.1 | 3.24 | 0.16 | 81 |
| 7 | 62 | 7.9 | 50 | 5.5 | 5.76 | 0 | 144 |
| 8 | 70 | 9.5 | 52.38 | 5.976 | 12.418576 | 0.2265760 | 310.4644 |
| 9 | 75 | 10.5 | 51.9 | 5.88 | 21.3444 | 0.1444 | 533.61 |
| 0 | 59 | 7.3 | 46.87 | 4.874 | 5.885476 | 0.391876 | 147.1369 |
| | | | | | Sum d2 | Sum D2 | 1598.1159 |
| rp = | 0.0376829 | | | | 63.924636 | 19.571036 | 39.976441 |
| | | | | | | | |
| Wetter | 1994 | 23 mixed | fakers of | BPD | | | 539.1 |
| L | 65 | 8.5 | 45.91 | 4.682 | 14.577124 | 0.6691240 | 364.4281 |
| F | 55 | 6.5 | 109.83 | 17.466 | 120.25315 | 143.18515 | 3006.3289 |
| K | 47 | 4.9 | 36.74 | 2.848 | 4.210704 | 7.033104 | 105.2676 |
| 1 | 70 | 9.5 | 65.48 | 8.596 | 0.817216 | 9.585216 | 20.4304 |
| 2 | 57 | 6.9 | 72 | 9.9 | 9 | 19.36 | 225 |
| 3 | 52 | 5.9 | 61.7 | 7.84 | 3.7636 | 5.4756 | 94.090000 |
| 4 | 62 | 7.9 | 90.52 | 13.604 | 32.535616 | 65.674816 | 813.3904 |
| 5 | 48 | 5.1 | 58.35 | 7.17 | 4.2849 | 2.7889 | 107.1225 |
| 6 | 57 | 6.9 | 98.52 | 15.204 | 68.956416 | 94.167616 | 1723.9104 |
| 7 | 62 | 7.9 | 80.43 | 11.586 | 13.586596 | 37.039396 | 339.6649 |
| 8 | 70 | 9.5 | 98.91 | 15.282 | 33.431524 | 95.687524 | 835.7881 |
| 9 | 75 | 10.5 | 71.61 | 9.822 | 0.4596840 | 18.679684 | 11.4921 |
| 0 | 59 | 7.3 | 66.48 | 8.796 | 2.238016 | 10.863616 | 55.950400 |
| | | | | | Sum d2 | Sum D2 | 7702.8638 |
| rp = | 0.2898003 | | | | 308.11455 | 510.20975 | 87.765960 |
| | | | | | | | |
| Wetter | 1994 | 23 mixed | uninformed | fakers | | | 539.2 |
| L | 65 | 8.5 | 48.61 | 5.222 | 10.745284 | 0.0772840 | 268.6321 |
| F | 55 | 6.5 | 106.87 | 16.874 | 107.61987 | 129.36787 | 2690.4969 |
| K | 47 | 4.9 | 38.7 | 3.24 | 2.7556 | 5.1076 | 68.89 |
| 1 | 70 | 9.5 | 68.13 | 9.126 | 0.139876 | 13.147876 | 3.4969000 |
| 2 | 57 | 6.9 | 71.3 | 9.76 | 8.1796 | 18.1476 | 204.49 |
| 3 | 52 | 5.9 | 63.74 | 8.248 | 5.513104 | 7.5515040 | 137.8276 |
| 4 | 62 | 7.9 | 76 | 10.7 | 7.8399999 | 27.04 | 196 |
| 5 | 48 | 5.1 | 60.91 | 7.682 | 6.666724 | 4.761124 | 166.6681 |
| 6 | 57 | 6.9 | 86.52 | 12.804 | 34.857216 | 53.348416 | 871.4304 |
| 7 | 62 | 7.9 | 75.17 | 10.534 | 6.937956 | 25.341156 | 173.4489 |
| 8 | 70 | 9.5 | 88.09 | 13.118 | 13.089924 | 58.033924 | 327.2481 |
| 9 | 75 | 10.5 | 70.96 | 9.692 | 0.6528640 | 17.572864 | 16.3216 |
| 0 | 59 | 7.3 | 68.91 | 9.282 | 3.928324 | 14.303524 | 98.208099 |
| | | | | | Sum d2 | Sum D2 | 5223.1587 |
| rp = | 0.3389317 | | | | 208.92634 | 373.80074 | 72.271423 |
| | | | | | | | |
| Greiffenste | in 2001 | 23 mixed | with mild | cranial/cer | vical injurie | s premorbic | 224.3 |
| L | 65 | 8.5 | 57.78 | 7.056 | 2.085136 | 2.421136 | 52.1284 |

| | | | | | | | |
|---|---|---|---|---|---|---|---|
| F | 55 | 6.5 | 63.22 | 8.144 | 2.702736 | 6.990736 | 67.5684 |
| K | 47 | 4.9 | 53.48 | 6.196 | 1.679616 | 0.484416 | 41.9904 |
| 1 | 70 | 9.5 | 80.87 | 11.674 | 4.7262760 | 38.118276 | 118.1569 |
| 2 | 57 | 6.9 | 75.74 | 10.648 | 14.047504 | 26.501904 | 351.1876 |
| 3 | 52 | 5.9 | 84.57 | 12.414 | 42.432196 | 47.803396 | 1060.8049 |
| 4 | 62 | 7.9 | 61.43 | 7.786 | 0.0129960 | 5.225796 | 0.3249 |
| 5 | 48 | 5.1 | 51.83 | 5.866 | 0.586756 | 0.133956 | 14.6689 |
| 6 | 57 | 6.9 | 62.39 | 7.978 | 1.162084 | 6.140484 | 29.0521 |
| 7 | 62 | 7.9 | 68.26 | 9.152 | 1.567504 | 13.337104 | 39.187600 |
| 8 | 70 | 9.5 | 72.48 | 9.996 | 0.246016 | 20.214016 | 6.1504000 |
| 9 | 75 | 10.5 | 53.17 | 6.134 | 19.061956 | 0.401956 | 476.5489 |
| 0 | 59 | 7.3 | 54.09 | 6.318 | 0.9643239 | 0.6691240 | 24.1081 |
| | | | | | Sum d2 | Sum D2 | 2281.8775 |
| rp = | 0.4093705 | | | | 91.2751 | 168.4423 | 47.769001 |
| | | | | | | | |
| Ross | 2006 | 369 referre | d for neuop | psychology | y eval after | TBIs | 454.04 |
| L | 65 | 8.5 | 56 | 6.7 | 3.24 | 1.44 | 81 |
| F | 55 | 6.5 | 62 | 7.9 | 1.96 | 5.76 | 49 |
| K | 47 | 4.9 | 45 | 4.5 | 0.16 | 1 | 4 |
| 1 | 70 | 9.5 | 72 | 9.9 | 0.16 | 19.36 | 4 |
| 2 | 57 | 6.9 | 73 | 10.1 | 10.24 | 21.16 | 256 |
| 3 | 52 | 5.9 | 72 | 9.9 | 16 | 19.36 | 400 |
| 4 | 62 | 7.9 | 58 | 7.1 | 0.6400000 | 2.56 | 16 |
| 5 | 48 | 5.1 | 50 | 5.5 | 0.16 | 0 | 4 |
| 6 | 57 | 6.9 | 60 | 7.5 | 0.36 | 4 | 9 |
| 7 | 62 | 7.9 | 67 | 8.9 | 1 | 11.56 | 25 |
| 8 | 70 | 9.5 | 68 | 9.1 | 0.16 | 12.96 | 4 |
| 9 | 75 | 10.5 | 54 | 6.3 | 17.64 | 0.64 | 441 |
| 0 | 59 | 7.3 | 57 | 6.9 | 0.16 | 1.96 | 4 |
| | | | | | Sum d2 | Sum D2 | 1297 |
| rp = | 0.4888669 | | | | 51.88 | 101.76 | 36.013886 |
| | | | | | | | |
| Robin | 2003 | American Indians | | Matched wi | ith norms | | |
| L | 65 | 8.5 | 58.71 | 7.242 | 1.582564 | 3.034564 | 39.5641 |
| F | 55 | 6.5 | 57.89 | 7.078 | 0.334084 | 2.490084 | 8.3521 |
| K | 47 | 4.9 | 46.76 | 4.852 | 0.0023040 | 0.4199040 | 0.0576000 |
| 1 | 70 | 9.5 | 54.38 | 6.376 | 9.759376 | 0.7673760 | 243.9844 |
| 2 | 57 | 6.9 | 53.2 | 6.14 | 0.5776 | 0.4096000 | 14.44 |
| 3 | 52 | 5.9 | 46.85 | 4.87 | 1.0609 | 0.3969 | 26.5225 |
| 4 | 62 | 7.9 | 56.32 | 6.764 | 1.290496 | 1.597696 | 32.2624 |
| 5 | 48 | 5.1 | 51.64 | 5.828 | 0.5299840 | 0.107584 | 13.2496 |
| 6 | 57 | 6.9 | 53.08 | 6.116 | 0.6146560 | 0.379456 | 15.3664 |
| 7 | 62 | 7.9 | 52.75 | 6.05 | 3.4225 | 0.3025 | 85.5625 |
| 8 | 70 | 9.5 | 55.56 | 6.612 | 8.340544 | 1.236544 | 208.5136 |
| 9 | 75 | 10.5 | 55.63 | 6.626 | 15.007876 | 1.267876 | 375.1969 |
| 0 | 59 | 7.3 | 52.14 | 5.928 | 1.882384 | 0.183184 | 47.0596 |

| | | | | | | | |
|---|---|---|---|---|---|---|---|
| | | | | | Sum d2 | Sum D2 | 1110.1317 |
| rp = | 0.1649891 | | | | 44.405268 | 12.593268 | 33.318638 |
| | | | | | | | |
| Storm | 2002 | 93 uncoac | ed males | | | | #481.1 |
| L | 65 | 8.5 | 51.41 | 5.782 | 7.387524 | 0.0795239 | 184.6881 |
| F | 55 | 6.5 | 109.09 | 17.318 | 117.029124 | 139.665124 | 2925.7281 |
| K | 47 | 4.9 | 38.05 | 3.11 | 3.2041 | 5.7121 | 80.1025 |
| 1 | 70 | 9.5 | 79.48 | 11.396 | 3.594816 | 34.762816 | 89.870400 |
| 2 | 57 | 6.9 | 71.32 | 9.764 | 8.20249599 | 18.181696 | 205.0624 |
| 3 | 52 | 5.9 | 67.41 | 8.982 | 9.49872399 | 12.124324 | 237.4681 |
| 4 | 62 | 7.9 | 79.41 | 11.382 | 12.124324 | 34.597924 | 303.1081 |
| 5 | 48 | 5.1 | 57.19 | 6.938 | 3.378244 | 2.067844 | 84.4561 |
| 6 | 57 | 6.9 | 94.9 | 14.48 | 57.4564 | 80.6404 | 1436.41 |
| 7 | 62 | 7.9 | 79.37 | 11.374 | 12.068676 | 34.503876 | 301.7169 |
| 8 | 70 | 9.5 | 95.32 | 14.564 | 25.644096 | 82.156096 | 641.1024 |
| 9 | 75 | 10.5 | 77.61 | 11.022 | 0.272484 | 30.492484 | 6.8121 |
| 0 | 59 | 7.3 | 68.86 | 9.272 | 3.888784 | 14.227984 | 97.2196 |
| | | | | | Sum d2 | Sum D2 | 6593.7448 |
| rp = | 0.3425338 | | | | 263.749792 | 489.212192 | 81.201876 |
| | | | | | | | |
| Storm | 2002 | 100 coach | ed males | | | | #481.2 |
| L | 65 | 8.5 | 50.18 | 5.536 | 8.785296 | 0.0012959 | 219.6324 |
| F | 55 | 6.5 | 92.81 | 14.062 | 57.183844 | 73.307844 | 1429.5961 |
| K | 47 | 4.9 | 39.56 | 3.412 | 2.214144 | 4.359744 | 55.3536 |
| 1 | 70 | 9.5 | 64.57 | 8.414 | 1.179396 | 8.49139599 | 29.484900 |
| 2 | 57 | 6.9 | 60.74 | 7.648 | 0.559504 | 4.613904 | 13.9876 |
| 3 | 52 | 5.9 | 55.33 | 6.566 | 0.44355599 | 1.136356 | 11.0889 |
| 4 | 62 | 7.9 | 69.38 | 9.376 | 2.178576 | 15.023376 | 54.464399 |
| 5 | 48 | 5.1 | 55.49 | 6.598 | 2.244004 | 1.205604 | 56.1001 |
| 6 | 57 | 6.9 | 75.97 | 10.694 | 14.394436 | 26.977636 | 359.8609 |
| 7 | 62 | 7.9 | 71.7 | 9.84 | 3.7636 | 18.8356 | 94.090000 |
| 8 | 70 | 9.5 | 81.12 | 11.724 | 4.946176 | 38.738176 | 123.6544 |
| 9 | 75 | 10.5 | 70.48 | 9.596 | 0.817216 | 16.777216 | 20.4304 |
| 0 | 59 | 7.3 | 64.46 | 8.392 | 1.192464 | 8.363664 | 29.811599 |
| | | | | | Sum d2 | Sum D2 | 2497.5553 |
| rp = | 0.4557132 | | | | 99.902212 | 217.831812 | 49.975547 |
| | | | | | | | |
| Storm | 2002 | 177 uncoac | ched femal | les | | | #481.3 |
| L | 65 | 8.5 | 47.19 | 4.938 | 12.687844 | 0.315844 | 317.1961 |
| F | 55 | 6.5 | 114.3 | 18.36 | 140.6596 | 165.3796 | 3516.49 |
| K | 47 | 4.9 | 38.93 | 3.286 | 2.604996 | 4.901796 | 65.1249 |
| 1 | 70 | 9.5 | 80.55 | 11.61 | 4.4521 | 37.3321 | 111.3025 |
| 2 | 57 | 6.9 | 74.56 | 10.412 | 12.334144 | 24.127744 | 308.3536 |
| 3 | 52 | 5.9 | 69.32 | 9.364 | 11.999296 | 14.930496 | 299.9824 |
| 4 | 62 | 7.9 | 84.99 | 12.498 | 21.141604 | 48.972004 | 528.5401 |
| 5 | 48 | 5.1 | 61.16 | 7.732 | 6.927424 | 4.981824 | 173.1856 |

| | | | | | | | | |
|---|---|---|---|---|---|---|---|---|
| 6 | 57 | 6.9 | 101.25 | 15.75 | 78.3225 | 105.0625 | 1958.0625 | |
| 7 | 62 | 7.9 | 82.42 | 11.984 | 16.679056 | 42.042256 | 416.9764 | |
| 8 | 70 | 9.5 | 100.18 | 15.536 | 36.433296 | 100.72129 | 910.8324 | |
| 9 | 75 | 10.5 | 77.71 | 11.042 | 0.2937639 | 30.713764 | 7.3440999 | |
| 0 | 59 | 7.3 | 70.45 | 9.59 | 5.2441 | 16.7281 | 131.1025 | |
| | | | | | Sum d2 | Sum D2 | 8744.4931 | |
| rp = | 0.2971717 | | | | 349.77972 | 596.20932 | 93.5119944 | |
| | | | | | | | | |
| Storm | 2002 | 147 coach | ed females | | | | #481.4 | |
| L | 65 | 8.5 | 48.44 | 5.188 | 10.969344 | 0.0973440 | 274.2336 | |
| F | 55 | 6.5 | 101.5 | 15.8 | 86.49 | 106.09 | 2162.25 | |
| K | 47 | 4.9 | 38.33 | 3.166 | 3.006756 | 5.447556 | 75.1689 | |
| 1 | 70 | 9.5 | 67.4 | 8.98 | 0.2704 | 12.1104 | 6.7599999 | |
| 2 | 57 | 6.9 | 63.79 | 8.258 | 1.844164 | 7.606564 | 46.1041 | |
| 3 | 52 | 5.9 | 55.84 | 6.668 | 0.5898240 | 1.364224 | 14.7456 | |
| 4 | 62 | 7.9 | 72.6 | 10.02 | 4.4944 | 20.4304 | 112.36 | |
| 5 | 48 | 5.1 | 58.99 | 7.298 | 4.831204 | 3.232804 | 120.7801 | |
| 6 | 57 | 6.9 | 78.08 | 11.116 | 17.774656 | 31.539456 | 444.3664 | |
| 7 | 62 | 7.9 | 71.12 | 9.724 | 3.326976 | 17.842176 | 83.174400 | |
| 8 | 70 | 9.5 | 81.54 | 11.808 | 5.3268640 | 39.790864 | 133.1716 | |
| 9 | 75 | 10.5 | 70.28 | 9.556 | 0.8911359 | 16.451136 | 22.2784 | |
| 0 | 59 | 7.3 | 64.94 | 8.488 | 1.411344 | 8.928144 | 35.2836 | |
| | | | | | Sum d2 | Sum D2 | 3530.6767 | |
| rp = | 0.3879890 | | | | 141.22706 | 270.93106 | 59.419497 | |

| | | | | | | | |
|---|---|---|---|---|---|---|---|
| All 13 scales | | | | | | | |
| Watson, 1983 | | 72 male al | coholics | | | D2 | |
| L | 65 | 8.5 | 50 | 5.5 | 9 | 0 | 225 |
| F | 55 | 6.5 | 62 | 7.9 | 1.96 | 5.76 | 49 |
| K | 47 | 4.9 | 55 | 6.5 | 2.56 | 1 | 64 |
| 1 | 70 | 9.5 | 57 | 6.9 | 6.76 | 1.96 | 169 |
| 2 | 57 | 6.9 | 75 | 10.5 | 12.96 | 25 | 324 |
| 3 | 52 | 5.9 | 62 | 7.9 | 4 | 5.76 | 100 |
| 4 | 62 | 7.9 | 74 | 10.3 | 5.76 | 23.04 | 144 |
| 5 | 48 | 5.1 | 64 | 8.3 | 10.24 | 7.84 | 256 |
| 6 | 57 | 6.9 | 62 | 7.9 | 1 | 5.76 | 25 |
| 7 | 62 | 7.9 | 69 | 9.3 | 1.96 | 14.44 | 49 |
| 8 | 70 | 9.5 | 65 | 8.5 | 1 | 9 | 25 |
| 9 | 75 | 10.5 | 63 | 8.1 | 5.76 | 6.76 | 144 |
| 0 | 59 | 7.3 | 54 | 6.3 | 1 | 0.64 | 25 |
| | | | | | Sum d2 | Sum D2 | 1599 |
| rp = | 0.4192845 | | | | 63.96 | 106.96 | 39.987498 |
| | | | | | | | |
| Watson, 1983 | | 687 male | alcoholics | | | D2 | |
| L | 65 | 8.5 | 50 | 5.5 | 9 | 0 | 225 |
| F | 55 | 6.5 | 62 | 7.9 | 1.96 | 5.76 | 49 |
| K | 47 | 4.9 | 53 | 6.1 | 1.44 | 0.36 | 36 |
| 1 | 70 | 9.5 | 59 | 7.3 | 4.84 | 3.24 | 121 |
| 2 | 57 | 6.9 | 75 | 10.5 | 12.96 | 25 | 324 |
| 3 | 52 | 5.9 | 62 | 7.9 | 4 | 5.76 | 100 |
| 4 | 62 | 7.9 | 71 | 9.7 | 3.24 | 17.64 | 81 |
| 5 | 48 | 5.1 | 61 | 7.7 | 6.76 | 4.84 | 169 |
| 6 | 57 | 6.9 | 62 | 7.9 | 1 | 5.76 | 25 |
| 7 | 62 | 7.9 | 64 | 8.3 | 0.16 | 7.84 | 4 |
| 8 | 70 | 9.5 | 63 | 8.1 | 1.96 | 6.76 | 49 |
| 9 | 75 | 10.5 | 60 | 7.5 | 9 | 4 | 225 |
| 0 | 59 | 7.3 | 54 | 6.3 | 1 | 0.64 | 25 |
| | | | | | Sum d2 | Sum D2 | 1433 |
| rp = | 0.4099238 | | | | 57.32 | 87.6 | 37.854986 |
| | | | | | | | |
| Sutker, 1979 | | 175 male | alcoholics | | | D2 | |
| L | 65 | 8.5 | 50 | 5.5 | 9 | 0 | 225 |
| F | 55 | 6.5 | 64 | 8.3 | 3.24 | 7.84 | 81 |
| K | 47 | 4.9 | 48 | 5.1 | 0.0399999 | 0.16 | 1 |
| 1 | 70 | 9.5 | 67 | 8.9 | 0.36 | 11.56 | 9 |
| 2 | 57 | 6.9 | 77 | 10.9 | 16 | 29.16 | 400 |
| 3 | 52 | 5.9 | 65 | 8.5 | 6.76 | 9 | 169 |
| 4 | 62 | 7.9 | 69 | 9.3 | 1.96 | 14.44 | 49 |
| 5 | 48 | 5.1 | 61 | 7.7 | 6.76 | 4.84 | 169 |
| 6 | 57 | 6.9 | 59 | 7.3 | 0.16 | 3.24 | 4 |
| 7 | 62 | 7.9 | 66 | 8.7 | 0.6399999 | 10.24 | 16 |

| | | | | | | | |
|---|---|---|---|---|---|---|---|
| 8 | 70 | 9.5 | 65 | 8.5 | 1 | 9 | 25 |
| 9 | 75 | 10.5 | 63 | 8.1 | 5.76 | 6.76 | 144 |
| 0 | 59 | 7.3 | 55 | 6.5 | 0.64 | 1 | 16 |
| | | | | | Sum d2 | Sum D2 | 1308 |
| rp = | 0.4991384 | | | | 52.32 | 107.24 | 36.166282 |
| | | | | | | | |
| Sutker, 1979 | | 125 opiate | addicts | | | D2 | |
| L | 65 | 8.5 | 50 | 5.5 | 9 | 0 | 225 |
| F | 55 | 6.5 | 64 | 8.3 | 3.24 | 7.84 | 81 |
| K | 47 | 4.9 | 51 | 5.7 | 0.64 | 0.0400000 | 16 |
| 1 | 70 | 9.5 | 62 | 7.9 | 2.56 | 5.76 | 64 |
| 2 | 57 | 6.9 | 72 | 9.9 | 9 | 19.36 | 225 |
| 3 | 52 | 5.9 | 62 | 7.9 | 4 | 5.76 | 100 |
| 4 | 62 | 7.9 | 74 | 10.3 | 5.76 | 23.04 | 144 |
| 5 | 48 | 5.1 | 61 | 7.7 | 6.76 | 4.84 | 169 |
| 6 | 57 | 6.9 | 59 | 7.3 | 0.16 | 3.24 | 4 |
| 7 | 62 | 7.9 | 64 | 8.3 | 0.16 | 7.84 | 4 |
| 8 | 70 | 9.5 | 65 | 8.5 | 1 | 9 | 25 |
| 9 | 75 | 10.5 | 68 | 9.1 | 1.96 | 12.96 | 49 |
| 0 | 59 | 7.3 | 54 | 6.3 | 1 | 0.64 | 25 |
| | | | | | Sum d2 | Sum D2 | 1131 |
| rp = | 0.5358095 | males | | | 45.24 | 100.32 | 33.630343 |
| | | | | | | | |
| Kojak, 1975 | | 25 males | with heroin | dependenc | cy | D2 | |
| L | 65 | 8.5 | 50 | 5.5 | 9 | 0 | 225 |
| F | 55 | 6.5 | 60 | 7.5 | 1 | 4 | 25 |
| K | 47 | 4.9 | 49 | 5.3 | 0.16 | 0.0400000 | 4 |
| 1 | 70 | 9.5 | 57 | 6.9 | 6.76 | 1.96 | 169 |
| 2 | 57 | 6.9 | 65 | 8.5 | 2.56 | 9 | 64 |
| 3 | 52 | 5.9 | 58 | 7.1 | 1.44 | 2.56 | 36 |
| 4 | 62 | 7.9 | 64 | 8.3 | 0.16 | 7.84 | 4 |
| 5 | 48 | 5.1 | 59 | 7.3 | 4.84 | 3.24 | 121 |
| 6 | 57 | 6.9 | 62 | 7.9 | 1 | 5.76 | 25 |
| 7 | 62 | 7.9 | 60 | 7.5 | 0.16 | 4 | 4 |
| 8 | 70 | 9.5 | 63 | 8.1 | 1.96 | 6.76 | 49 |
| 9 | 75 | 10.5 | 63 | 8.1 | 5.76 | 6.76 | 144 |
| 0 | 59 | 7.3 | 50 | 5.5 | 3.24 | 0 | 81 |
| | | | | | Sum d2 | Sum D2 | 951 |
| rp = | 0.4539190 | | | | 38.04 | 51.92 | 30.838287 |
| | | | | | | | |
| Pollack | 1984 | 13 male | applicants | for WC | cy | D2 | |
| L | 65 | 8.5 | 56 | 6.7 | 3.24 | 1.44 | 81 |
| F | 55 | 6.5 | 60 | 7.5 | 1 | 4 | 25 |
| K | 47 | 4.9 | 59 | 7.3 | 5.76 | 3.24 | 144 |
| 1 | 70 | 9.5 | 77 | 10.9 | 1.96 | 29.16 | 49 |

| | | | | | | | |
|---|---|---|---|---|---|---|---|
| 2 | 57 | 6.9 | 72 | 9.9 | 9 | 19.36 | 225 |
| 3 | 52 | 5.9 | 71 | 9.7 | 14.44 | 17.64 | 361 |
| 4 | 62 | 7.9 | 60 | 7.5 | 0.16 | 4 | 4 |
| 5 | 48 | 5.1 | 55 | 6.5 | 1.96 | 1 | 49 |
| 6 | 57 | 6.9 | 53 | 6.1 | 0.6400000 | 0.36 | 16 |
| 7 | 62 | 7.9 | 62 | 7.9 | 0 | 5.76 | 0 |
| 8 | 70 | 9.5 | 65 | 8.5 | 1 | 9 | 25 |
| 9 | 75 | 10.5 | 58 | 7.1 | 11.56 | 2.56 | 289 |
| 0 | 59 | 7.3 | 51 | 5.7 | 2.56 | 0.0400000 | 64 |
| | | | | | Sum d2 | Sum D2 | 1332 |
| rp = | 0.4677322 | | | | 53.28 | 97.56 | 36.496575 |
| | | | | | | | |
| Pollack | 1984 | 13 male | applicants | for State | | D2 | |
| L | 65 | 8.5 | 53 | 6.1 | 5.76 | 0.36 | 144 |
| F | 55 | 6.5 | 82 | 11.9 | 29.16 | 40.96 | 729 |
| K | 47 | 4.9 | 53 | 6.1 | 1.44 | 0.36 | 36 |
| 1 | 70 | 9.5 | 90 | 13.5 | 16 | 64 | 400 |
| 2 | 57 | 6.9 | 84 | 12.3 | 29.16 | 46.24 | 729 |
| 3 | 52 | 5.9 | 80 | 11.5 | 31.36 | 36 | 784 |
| 4 | 62 | 7.9 | 76 | 10.7 | 7.8399999 | 27.04 | 196 |
| 5 | 48 | 5.1 | 61 | 7.7 | 6.76 | 4.84 | 169 |
| 6 | 57 | 6.9 | 70 | 9.5 | 6.76 | 16 | 169 |
| 7 | 62 | 7.9 | 79 | 11.3 | 11.56 | 33.64 | 289 |
| 8 | 70 | 9.5 | 86 | 12.7 | 10.24 | 51.84 | 256 |
| 9 | 75 | 10.5 | 60 | 7.5 | 9 | 4 | 225 |
| 0 | 59 | 7.3 | 58 | 7.1 | 0.0400000 | 2.56 | 1 |
| | | | | | Sum d2 | Sum D2 | 4127 |
| rp = | 0.3911632 | | | | 165.08 | 327.84 | 64.2417309 |
| | | | | | | | |
| Pollack | 1984 | 13 female | applicants | for WC | | D2 | |
| L | 65 | 8.5 | 53 | 6.1 | 5.76 | 0.36 | 144 |
| F | 55 | 6.5 | 55 | 6.5 | 0 | 1 | 0 |
| K | 47 | 4.9 | 55 | 6.5 | 2.56 | 1 | 64 |
| 1 | 70 | 9.5 | 68 | 9.1 | 0.16 | 12.96 | 4 |
| 2 | 57 | 6.9 | 61 | 7.7 | 0.64 | 4.84 | 16 |
| 3 | 52 | 5.9 | 68 | 9.1 | 10.24 | 12.96 | 256 |
| 4 | 62 | 7.9 | 64 | 8.3 | 0.16 | 7.84 | 4 |
| 5 | 48 | 5.1 | 45 | 4.5 | 0.36 | 1 | 9 |
| 6 | 57 | 6.9 | 56 | 6.7 | 0.0400000 | 1.44 | 1 |
| 7 | 62 | 7.9 | 58 | 7.1 | 0.6400000 | 2.56 | 16 |
| 8 | 70 | 9.5 | 57 | 6.9 | 6.76 | 1.96 | 169 |
| 9 | 75 | 10.5 | 55 | 6.5 | 16 | 1 | 400 |
| 0 | 59 | 7.3 | 53 | 6.1 | 1.44 | 0.36 | 36 |
| | | | | | Sum d2 | Sum D2 | 1119 |
| rp = | 0.3757322 | | | | 44.76 | 49.28 | 33.4514573 |

| | | | | | | | |
|---|---|---|---|---|---|---|---|
| Pollack | 1984 | 13 female | applicants | for State | | D2 | |
| L | 65 | 8.5 | 56 | 6.7 | 3.24 | 1.44 | 81 |
| F | 55 | 6.5 | 80 | 11.5 | 25 | 36 | 625 |
| K | 47 | 4.9 | 53 | 6.1 | 1.44 | 0.36 | 36 |
| 1 | 70 | 9.5 | 62 | 7.9 | 2.56 | 5.76 | 64 |
| 2 | 57 | 6.9 | 67 | 8.9 | 4 | 11.56 | 100 |
| 3 | 52 | 5.9 | 66 | 8.7 | 7.8399999 | 10.24 | 196 |
| 4 | 62 | 7.9 | 69 | 9.3 | 1.96 | 14.44 | 49 |
| 5 | 48 | 5.1 | 48 | 5.1 | 0 | 0.16 | 0 |
| 6 | 57 | 6.9 | 70 | 9.5 | 6.76 | 16 | 169 |
| 7 | 62 | 7.9 | 63 | 8.1 | 0.0399999 | 6.76 | 1 |
| 8 | 70 | 9.5 | 74 | 10.3 | 0.6400000 | 23.04 | 16 |
| 9 | 75 | 10.5 | 65 | 8.5 | 4 | 9 | 100 |
| 0 | 59 | 7.3 | 60 | 7.5 | 0.0400000 | 4 | 1 |
| | | | | | Sum d2 | Sum D2 | 1438 |
| rp = | 0.5316723 | | | | 57.52 | 138.76 | 37.920970 |

| | | | | | | | |
|---|---|---|---|---|---|---|---|
| Lees-Haley | , 1997 | 230 male | personal in | jury plaintiff | fs | D2 | |
| L | 65 | 8.5 | 57 | 6.9 | 2.56 | 1.96 | 64 |
| F | 55 | 6.5 | 65 | 8.5 | 4 | 9 | 100 |
| K | 47 | 4.9 | 48 | 5.1 | 0.0399999 | 0.16 | 1 |
| 1 | 70 | 9.5 | 72 | 9.9 | 0.16 | 19.36 | 4 |
| 2 | 57 | 6.9 | 73 | 10.1 | 10.24 | 21.16 | 256 |
| 3 | 52 | 5.9 | 72 | 9.9 | 16 | 19.36 | 400 |
| 4 | 62 | 7.9 | 59 | 7.3 | 0.3600000 | 3.24 | 9 |
| 5 | 48 | 5.1 | 48 | 5.1 | 0 | 0.16 | 0 |
| 6 | 57 | 6.9 | 64 | 8.3 | 1.96 | 7.84 | 49 |
| 7 | 62 | 7.9 | 69 | 9.3 | 1.96 | 14.44 | 49 |
| 8 | 70 | 9.5 | 69 | 9.3 | 0.0399999 | 14.44 | 1 |
| 9 | 75 | 10.5 | 52 | 5.9 | 21.16 | 0.16 | 529 |
| 0 | 59 | 7.3 | 57 | 6.9 | 0.16 | 1.96 | 4 |
| | | | | | Sum d2 | Sum D2 | 1466 |
| rp = | 0.4698969 | | | | 58.64 | 113.24 | 38.288379 |

| | | | | | | | |
|---|---|---|---|---|---|---|---|
| Lees-Haley | , 1997 | 262 female | personal | injury plain | tiffs | D2 | |
| L | 65 | 8.5 | 57 | 6.9 | 2.56 | 1.96 | 64 |
| F | 55 | 6.5 | 59 | 7.3 | 0.64 | 3.24 | 16 |
| K | 47 | 4.9 | 51 | 5.7 | 0.64 | 0.0400000 | 16 |
| 1 | 70 | 9.5 | 67 | 8.9 | 0.36 | 11.56 | 9 |
| 2 | 57 | 6.9 | 68 | 9.1 | 4.84 | 12.96 | 121 |
| 3 | 52 | 5.9 | 70 | 9.5 | 12.96 | 16 | 324 |
| 4 | 62 | 7.9 | 57 | 6.9 | 1 | 1.96 | 25 |
| 5 | 48 | 5.1 | 54 | 6.3 | 1.44 | 0.64 | 36 |
| 6 | 57 | 6.9 | 59 | 7.3 | 0.16 | 3.24 | 4 |
| 7 | 62 | 7.9 | 62 | 7.9 | 0 | 5.76 | 0 |

| | | | | | | | |
|---|---|---|---|---|---|---|---|
| 8 | 70 | 9.5 | 62 | 7.9 | 2.56 | 5.76 | 64 |
| 9 | 75 | 10.5 | 50 | 5.5 | 25 | 0 | 625 |
| 0 | 59 | 7.3 | 53 | 6.1 | 1.44 | 0.36 | 36 |
| | | | | | Sum d2 | Sum D2 | 1340 |
| rp = | 0.3559240 | | | | 53.6 | 63.48 | 36.606010 |
| | | | | | | | |
| Quinsey, | 1980 | 25 males | murder, | family | | D2 | |
| L | 65 | 8.5 | 53 | 6.1 | 5.76 | 0.36 | 144 |
| F | 55 | 6.5 | 70 | 9.5 | 9 | 16 | 225 |
| K | 47 | 4.9 | 53 | 6.1 | 1.44 | 0.36 | 36 |
| 1 | 70 | 9.5 | 65 | 8.5 | 1 | 9 | 25 |
| 2 | 57 | 6.9 | 77 | 10.9 | 16 | 29.16 | 400 |
| 3 | 52 | 5.9 | 67 | 8.9 | 9 | 11.56 | 225 |
| 4 | 62 | 7.9 | 79 | 11.3 | 11.56 | 33.64 | 289 |
| 5 | 48 | 5.1 | 67 | 8.9 | 14.44 | 11.56 | 361 |
| 6 | 57 | 6.9 | 65 | 8.5 | 2.56 | 9 | 64 |
| 7 | 62 | 7.9 | 71 | 9.7 | 3.24 | 17.64 | 81 |
| 8 | 70 | 9.5 | 76 | 10.7 | 1.44 | 27.04 | 36 |
| 9 | 75 | 10.5 | 65 | 8.5 | 4 | 9 | 100 |
| 0 | 59 | 7.3 | 58 | 7.1 | 0.0400000 | 2.56 | 1 |
| | | | | | Sum d2 | Sum D2 | 1987 |
| rp = | 0.4800471 | | | | 79.48 | 176.88 | 44.575778 |
| | | | | | | | |
| Quinsey, | 1980 | 25 males | murder, | non-family | | D2 | |
| L | 65 | 8.5 | 53 | 6.1 | 5.76 | 0.36 | 144 |
| F | 55 | 6.5 | 73 | 10.1 | 12.96 | 21.16 | 324 |
| K | 47 | 4.9 | 51 | 5.7 | 0.64 | 0.0400000 | 16 |
| 1 | 70 | 9.5 | 62 | 7.9 | 2.56 | 5.76 | 64 |
| 2 | 57 | 6.9 | 82 | 11.9 | 25 | 40.96 | 625 |
| 3 | 52 | 5.9 | 65 | 8.5 | 6.76 | 9 | 169 |
| 4 | 62 | 7.9 | 76 | 10.7 | 7.8399999 | 27.04 | 196 |
| 5 | 48 | 5.1 | 67 | 8.9 | 14.44 | 11.56 | 361 |
| 6 | 57 | 6.9 | 67 | 8.9 | 4 | 11.56 | 100 |
| 7 | 62 | 7.9 | 73 | 10.1 | 4.84 | 21.16 | 121 |
| 8 | 70 | 9.5 | 76 | 10.7 | 1.44 | 27.04 | 36 |
| 9 | 75 | 10.5 | 63 | 8.1 | 5.76 | 6.76 | 144 |
| 0 | 59 | 7.3 | 61 | 7.7 | 0.16 | 4.84 | 4 |
| | | | | | Sum d2 | Sum D2 | 2304 |
| rp = | 0.4393478 | | | | 92.16 | 187.24 | 48 |
| | | | | | | | |
| Quinsey, | 1980 | 25 males | arson | | | D2 | |
| L | 65 | 8.5 | 53 | 6.1 | 5.76 | 0.36 | 144 |
| F | 55 | 6.5 | 70 | 9.5 | 9 | 16 | 225 |
| K | 47 | 4.9 | 55 | 6.5 | 2.56 | 1 | 64 |
| 1 | 70 | 9.5 | 57 | 6.9 | 6.76 | 1.96 | 169 |

| | | | | | | | |
|---|---|---|---|---|---|---|---|
| 2 | 57 | 6.9 | 75 | 10.5 | 12.96 | 25 | 324 |
| 3 | 52 | 5.9 | 60 | 7.5 | 2.56 | 4 | 64 |
| 4 | 62 | 7.9 | 76 | 10.7 | 7.8399999 | 27.04 | 196 |
| 5 | 48 | 5.1 | 59 | 7.3 | 4.84 | 3.24 | 121 |
| 6 | 57 | 6.9 | 67 | 8.9 | 4 | 11.56 | 100 |
| 7 | 62 | 7.9 | 69 | 9.3 | 1.96 | 14.44 | 49 |
| 8 | 70 | 9.5 | 73 | 10.1 | 0.36 | 21.16 | 9 |
| 9 | 75 | 10.5 | 63 | 8.1 | 5.76 | 6.76 | 144 |
| 0 | 59 | 7.3 | 56 | 6.7 | 0.36 | 1.44 | 9 |
| | | | | | Sum d2 | Sum D2 | 1618 |
| rp = | 0.4781486 | | | | 64.72 | 133.96 | 40.224370 |
| | | | | | | | |
| Quinsey, | 1980 | 25 males | rape | | | D2 | |
| L | 65 | 8.5 | 50 | 5.5 | 9 | 0 | 225 |
| F | 55 | 6.5 | 73 | 10.1 | 12.96 | 21.16 | 324 |
| K | 47 | 4.9 | 48 | 5.1 | 0.0399999 | 0.16 | 1 |
| 1 | 70 | 9.5 | 57 | 6.9 | 6.76 | 1.96 | 169 |
| 2 | 57 | 6.9 | 75 | 10.5 | 12.96 | 25 | 324 |
| 3 | 52 | 5.9 | 62 | 7.9 | 4 | 5.76 | 100 |
| 4 | 62 | 7.9 | 79 | 11.3 | 11.56 | 33.64 | 289 |
| 5 | 48 | 5.1 | 64 | 8.3 | 10.24 | 7.84 | 256 |
| 6 | 57 | 6.9 | 67 | 8.9 | 4 | 11.56 | 100 |
| 7 | 62 | 7.9 | 69 | 9.3 | 1.96 | 14.44 | 49 |
| 8 | 70 | 9.5 | 78 | 11.1 | 2.56 | 31.36 | 64 |
| 9 | 75 | 10.5 | 65 | 8.5 | 4 | 9 | 100 |
| 0 | 59 | 7.3 | 58 | 7.1 | 0.0400000 | 2.56 | 1 |
| | | | | | Sum d2 | Sum D2 | 2002 |
| rp = | 0.4550156 | | | | 80.08 | 164.44 | 44.743714 |
| | | | | | | | |
| Quinsey, | 1980 | 25 males | child mole | sters | | D2 | |
| L | 65 | 8.5 | 53 | 6.1 | 5.76 | 0.36 | 144 |
| F | 55 | 6.5 | 70 | 9.5 | 9 | 16 | 225 |
| K | 47 | 4.9 | 53 | 6.1 | 1.44 | 0.36 | 36 |
| 1 | 70 | 9.5 | 65 | 8.5 | 1 | 9 | 25 |
| 2 | 57 | 6.9 | 80 | 11.5 | 21.16 | 36 | 529 |
| 3 | 52 | 5.9 | 65 | 8.5 | 6.76 | 9 | 169 |
| 4 | 62 | 7.9 | 79 | 11.3 | 11.56 | 33.64 | 289 |
| 5 | 48 | 5.1 | 67 | 8.9 | 14.44 | 11.56 | 361 |
| 6 | 57 | 6.9 | 70 | 9.5 | 6.76 | 16 | 169 |
| 7 | 62 | 7.9 | 73 | 10.1 | 4.84 | 21.16 | 121 |
| 8 | 70 | 9.5 | 82 | 11.9 | 5.76 | 40.96 | 144 |
| 9 | 75 | 10.5 | 63 | 8.1 | 5.76 | 6.76 | 144 |
| 0 | 59 | 7.3 | 60 | 7.5 | 0.0400000 | 4 | 1 |
| | | | | | Sum d2 | Sum D2 | 2357 |
| rp = | 0.4588451 | | | | 94.28 | 204.8 | 48.548944 |

| | | | | | | | |
|---|---|---|---|---|---|---|---|
| Quinsey, | 1980 | 25 males | property | offenses | | D2 | |
| L | 65 | 8.5 | 53 | 6.1 | 5.76 | 0.36 | 144 |
| F | 55 | 6.5 | 80 | 11.5 | 25 | 36 | 625 |
| K | 47 | 4.9 | 51 | 5.7 | 0.64 | 0.0400000( | 16 |
| 1 | 70 | 9.5 | 62 | 7.9 | 2.56 | 5.76 | 64 |
| 2 | 57 | 6.9 | 77 | 10.9 | 16 | 29.16 | 400 |
| 3 | 52 | 5.9 | 64 | 8.3 | 5.76 | 7.84 | 144 |
| 4 | 62 | 7.9 | 79 | 11.3 | 11.56 | 33.64 | 289 |
| 5 | 48 | 5.1 | 64 | 8.3 | 10.24 | 7.84 | 256 |
| 6 | 57 | 6.9 | 73 | 10.1 | 10.24 | 21.16 | 256 |
| 7 | 62 | 7.9 | 75 | 10.5 | 6.76 | 25 | 169 |
| 8 | 70 | 9.5 | 84 | 12.3 | 7.84 | 46.24 | 196 |
| 9 | 75 | 10.5 | 73 | 10.1 | 0.16 | 21.16 | 4 |
| 0 | 59 | 7.3 | 55 | 6.5 | 0.64 | 1 | 16 |
| | | | | | Sum d2 | Sum D2 | 2579 |
| rp = | 0.4678634( | | | | 103.16 | 235.2 | 50.783855 |

open

open

| | | | | | | | |
|---|---|---|---|---|---|---|---|
| Franklin, | 2002 | 98 extreme | distress | PTSD | | D2 | |
| L | 65 | 8.5 | 50.9 | 5.68 | 7.9524 | 0.0323999 | 198.81 |
| F | 55 | 6.5 | 98.1 | 15.12 | 74.3044 | 92.5444 | 1857.61 |
| K | 47 | 4.9 | 35.7 | 2.64 | 5.1076 | 8.1796 | 127.69 |
| 1 | 70 | 9.5 | 70.3 | 9.56 | 0.0035999 | 16.4836 | 0.0899999 |
| 2 | 57 | 6.9 | 85.6 | 12.62 | 32.7184 | 50.6944 | 817.96 |
| 3 | 52 | 5.9 | 77 | 10.9 | 25 | 29.16 | 625 |
| 4 | 62 | 7.9 | 67.4 | 8.98 | 1.1664 | 12.1104 | 29.160000 |
| 5 | 48 | 5.1 | 50.6 | 5.62 | 0.2704 | 0.0144 | 6.7600000 |
| 6 | 57 | 6.9 | 83.9 | 12.28 | 28.9444 | 45.9684 | 723.61 |
| 7 | 62 | 7.9 | 67.3 | 8.96 | 1.1236 | 11.9716 | 28.09 |
| 8 | 70 | 9.5 | 79.8 | 11.46 | 3.8416 | 35.5216 | 96.039999 |
| 9 | 75 | 10.5 | 56.6 | 6.82 | 13.5424 | 1.7424 | 338.56 |
| 0 | 59 | 7.3 | 73.5 | 10.2 | 8.41 | 22.09 | 210.25 |
| | | | | | Sum d2 | Sum D2 | 5059.63 |
| rp = | 0.30001812 | | | | 202.3852 | 326.5132 | 71.131076 |

| | | | | | | | |
|---|---|---|---|---|---|---|---|
| Franklin, | 2002 | 29 overrep | orters | PTSD | | D2 | |
| L | 65 | 8.5 | 50.7 | 5.64 | 8.1796 | 0.0196000 | 204.49 |
| F | 55 | 6.5 | 117.5 | 19 | 156.25 | 182.25 | 3906.25 |
| K | 47 | 4.9 | 35.5 | 2.6 | 5.29 | 8.41 | 132.25 |
| 1 | 70 | 9.5 | 76.6 | 10.82 | 1.7424 | 28.3024 | 43.559999 |
| 2 | 57 | 6.9 | 90.5 | 13.6 | 44.89 | 65.61 | 1122.25 |
| 3 | 52 | 5.9 | 83.7 | 12.24 | 40.1956 | 45.4276 | 1004.89 |
| 4 | 62 | 7.9 | 71 | 9.7 | 3.24 | 17.64 | 81 |
| 5 | 48 | 5.1 | 55.6 | 6.62 | 2.3104 | 1.2544 | 57.76 |
| 6 | 57 | 6.9 | 101.9 | 15.88 | 80.6404 | 107.7444 | 2016.01 |
| 7 | 62 | 7.9 | 76.7 | 10.84 | 8.6436 | 28.5156 | 216.09 |
| 8 | 70 | 9.5 | 100.1 | 15.52 | 36.2404 | 100.4004 | 906.01 |
| 9 | 75 | 10.5 | 63.9 | 8.28 | 4.9284 | 7.7284 | 123.21 |
| 0 | 59 | 7.3 | 76.9 | 10.88 | 12.8164 | 28.9444 | 320.41 |
| | | | | | Sum d2 | Sum D2 | 10134.18 |
| rp = | 0.24721107 | | | | 405.3672 | 622.2472 | 100.66866 |

| | | | | | | | |
|---|---|---|---|---|---|---|---|
| Maddi, | 2001 | 52 pre-bar | iatric surge | ry | | D2 | |
| L | 65 | 8.5 | 51.43 | 5.786 | 7.365796 | 0.0817959 | 184.1449 |
| F | 55 | 6.5 | 52.59 | 6.018 | 0.2323239 | 0.2683240 | 5.8080999 |
| K | 47 | 4.9 | 51.08 | 5.716 | 0.6658559 | 0.0466559 | 16.6464 |
| 1 | 70 | 9.5 | 60.35 | 7.57 | 3.7249 | 4.2849 | 93.1225 |

| | | | | | | | |
|---|---|---|---|---|---|---|---|
| 2 | 57 | 6.9 | 56.73 | 6.846 | 0.0029160 | 1.811716 | 0.0729000 |
| 3 | 52 | 5.9 | 58.35 | 7.17 | 1.6129 | 2.7889 | 40.3225 |
| 4 | 62 | 7.9 | 53.27 | 6.154 | 3.048516 | 0.4277160 | 76.212899 |
| 5 | 48 | 5.1 | 50.29 | 5.558 | 0.209764 | 0.0033639 | 5.2441 |
| 6 | 57 | 6.9 | 52.79 | 6.058 | 0.7089640 | 0.311364 | 17.7241 |
| 7 | 62 | 7.9 | 54.65 | 6.43 | 2.1609 | 0.8648999 | 54.0225 |
| 8 | 70 | 9.5 | 53.63 | 6.226 | 10.719076 | 0.5270760 | 267.9769 |
| 9 | 75 | 10.5 | 48.06 | 5.112 | 29.030544 | 0.150544 | 725.7636 |
| 0 | 59 | 7.3 | 52.88 | 6.076 | 1.498176 | 0.3317760 | 37.4544 |
| | | | | | Sum d2 | Sum D2 | 1524.5158 |
| rp = | 0.0022774 | | | | 60.980632 | 11.899032 | 39.045048 |
| | | | | | | | |
| Maddi, | 2001 | 52 post | bariatric | surgery | | D2 | |
| L | 65 | 8.5 | 52.03 | 5.906 | 6.728836 | 0.164836 | 168.2209 |
| F | 55 | 6.5 | 48.05 | 5.11 | 1.9321 | 0.1521 | 48.3025 |
| K | 47 | 4.9 | 52.11 | 5.922 | 1.044484 | 0.178084 | 26.1121 |
| 1 | 70 | 9.5 | 49.81 | 5.462 | 16.305444 | 0.0014439 | 407.6361 |
| 2 | 57 | 6.9 | 49.37 | 5.374 | 2.328676 | 0.0158760 | 58.2169 |
| 3 | 52 | 5.9 | 49.52 | 5.404 | 0.246016 | 0.0092159 | 6.1503999 |
| 4 | 62 | 7.9 | 51.12 | 5.724 | 4.734976 | 0.0501759 | 118.3744 |
| 5 | 48 | 5.1 | 52.5 | 6 | 0.8100000 | 0.25 | 20.25 |
| 6 | 57 | 6.9 | 45.77 | 4.654 | 5.044516 | 0.7157159 | 126.1129 |
| 7 | 62 | 7.9 | 48.02 | 5.104 | 7.817616 | 0.1568159 | 195.4404 |
| 8 | 70 | 9.5 | 48.4 | 5.18 | 18.6624 | 0.1024 | 466.56 |
| 9 | 75 | 10.5 | 47.56 | 5.012 | 30.118144 | 0.238144 | 752.9536 |
| 0 | 59 | 7.3 | 43.08 | 4.116 | 10.137856 | 1.915456 | 253.4464 |
| | | | | | Sum d2 | Sum D2 | 2647.7766 |
| rp = | -0.3303627 | | | | 105.911064 | 3.950264 | 51.456550 |
| | | | | | | | |
| King, 2002 | | Custer 1 | 28 with int | ractible ep | ilepsy | D2 | |
| L | 65 | 8.5 | 52.28 | 5.956 | 6.471936 | 0.207936 | 161.7984 |
| F | 55 | 6.5 | 67.32 | 8.964 | 6.0712959 | 11.999296 | 151.7824 |
| K | 47 | 4.9 | 43.54 | 4.208 | 0.478864 | 1.669264 | 11.9716 |
| 1 | 70 | 9.5 | 67.64 | 9.028 | 0.222784 | 12.446784 | 5.5696 |
| 2 | 57 | 6.9 | 72.93 | 10.086 | 10.150596 | 21.031396 | 253.7649 |
| 3 | 52 | 5.9 | 66 | 8.7 | 7.8399999 | 10.24 | 196 |
| 4 | 62 | 7.9 | 63.32 | 8.164 | 0.0696959 | 7.096896 | 1.7424 |
| 5 | 48 | 5.1 | 51.64 | 5.828 | 0.5299840 | 0.107584 | 13.2496 |
| 6 | 57 | 6.9 | 71.64 | 9.828 | 8.5731839 | 18.731584 | 214.3296 |
| 7 | 62 | 7.9 | 67.29 | 8.958 | 1.119364 | 11.957764 | 27.984100 |
| 8 | 70 | 9.5 | 72.29 | 9.958 | 0.2097640 | 19.873764 | 5.2441000 |
| 9 | 75 | 10.5 | 60.36 | 7.572 | 8.573184 | 4.293184 | 214.3296 |
| 0 | 59 | 7.3 | 61 | 7.7 | 0.16 | 4.84 | 4 |
| | | | | | Sum d2 | Sum D2 | 1261.7663 |
| rp = | 0.5500242 | | | | 50.470652 | 124.495452 | 35.521349 |

| | | | | | | | |
|---|---|---|---|---|---|---|---|
| King, 2002 | | Custer 2 | 42 with int | ractible ep | ilepsy | D2 | |
| L | 65 | 8.5 | 55.5 | 6.6 | 3.61 | 1.21 | 90.25 |
| F | 55 | 6.5 | 51.95 | 5.89 | 0.3720999 | 0.1521 | 9.3024999 |
| K | 47 | 4.9 | 48.05 | 5.11 | 0.0440999 | 0.1521 | 1.1024999 |
| 1 | 70 | 9.5 | 55.98 | 6.696 | 7.862416 | 1.430416 | 196.5604 |
| 2 | 57 | 6.9 | 56.74 | 6.848 | 0.0027039 | 1.817104 | 0.0675999 |
| 3 | 52 | 5.9 | 52.1 | 5.92 | 0.0003999 | 0.1764 | 0.0100000 |
| 4 | 62 | 7.9 | 48.6 | 5.22 | 7.1824 | 0.0783999 | 179.56 |
| 5 | 48 | 5.1 | 52.52 | 6.004 | 0.8172160 | 0.254016 | 20.4304 |
| 6 | 57 | 6.9 | 49.4 | 5.38 | 2.3104 | 0.0144 | 57.76 |
| 7 | 62 | 7.9 | 54.43 | 6.386 | 2.292196 | 0.784996 | 57.3049 |
| 8 | 70 | 9.5 | 55.52 | 6.604 | 8.3868159 | 1.218816 | 209.6704 |
| 9 | 75 | 10.5 | 56.07 | 6.714 | 14.333796 | 1.473796 | 358.3449 |
| 0 | 59 | 7.3 | 53.43 | 6.186 | 1.240996 | 0.470596 | 31.0249 |
| | | | | | Sum d2 | Sum D2 | 1211.3885 |
| rp = | 0.0947008 | | | | 48.45554 | 9.2331400 | 34.805006 |
| | | | | | | | |
| King, 2002 | | Custer 3 | 23 with int | ractible ep | ilepsy | D2 | |
| L | 65 | 8.5 | 60.7 | 7.64 | 0.7395999 | 4.5796 | 18.49 |
| F | 55 | 6.5 | 60.35 | 7.57 | 1.1449 | 4.2849 | 28.6225 |
| K | 47 | 4.9 | 47.7 | 5.04 | 0.0196000 | 0.2115999 | 0.4900000 |
| 1 | 70 | 9.5 | 72.04 | 9.908 | 0.1664640 | 19.430464 | 4.1616000 |
| 2 | 57 | 6.9 | 70.74 | 9.648 | 7.551504 | 17.205904 | 188.7876 |
| 3 | 52 | 5.9 | 69.48 | 9.396 | 12.222016 | 15.178816 | 305.5504 |
| 4 | 62 | 7.9 | 52.22 | 5.944 | 3.825936 | 0.197136 | 95.6484 |
| 5 | 48 | 5.1 | 52.43 | 5.986 | 0.784996 | 0.236196 | 19.6249 |
| 6 | 57 | 6.9 | 48.09 | 5.118 | 3.175524 | 0.145924 | 79.3880999 |
| 7 | 62 | 7.9 | 62.57 | 8.014 | 0.0129959 | 6.320196 | 0.3249 |
| 8 | 70 | 9.5 | 64.52 | 8.404 | 1.201216 | 8.433216 | 30.0304 |
| 9 | 75 | 10.5 | 54.78 | 6.456 | 16.353936 | 0.9139360 | 408.8484 |
| 0 | 59 | 7.3 | 52.39 | 5.978 | 1.747684 | 0.228484 | 43.6921 |
| | | | | | Sum d2 | Sum D2 | 1223.6593 |
| rp = | 0.4427550 | | | | 48.946372 | 77.366372 | 34.980841 |
| | | | | | | | |
| Carlin, | 1992 | Custer 1 | 24 women | with sexual | l abuse his | D2 | |
| L | 65 | 8.5 | 53 | 6.1 | 5.76 | 0.36 | 144 |
| F | 55 | 6.5 | 58 | 7.1 | 0.36 | 2.56 | 9 |
| K | 47 | 4.9 | 55 | 6.5 | 2.56 | 1 | 64 |
| 1 | 70 | 9.5 | 58 | 7.1 | 5.76 | 2.56 | 144 |
| 2 | 57 | 6.9 | 67 | 8.9 | 4 | 11.56 | 100 |
| 3 | 52 | 5.9 | 63 | 8.1 | 4.84 | 6.76 | 121 |
| 4 | 62 | 7.9 | 67 | 8.9 | 1 | 11.56 | 25 |
| 5 | 48 | 5.1 | 41 | 3.7 | 1.96 | 3.24 | 49 |
| 6 | 57 | 6.9 | 62 | 7.9 | 1 | 5.76 | 25 |

| | | | | | | | |
|---|---|---|---|---|---|---|---|
| 7 | 62 | 7.9 | 58 | 7.1 | 0.6400000( | 2.56 | 16 |
| 8 | 70 | 9.5 | 57 | 6.9 | 6.76 | 1.96 | 169 |
| 9 | 75 | 10.5 | 55 | 6.5 | 16 | 1 | 400 |
| 0 | 59 | 7.3 | 53 | 6.1 | 1.44 | 0.36 | 36 |
| | | | | | Sum d2 | Sum D2 | 1302 |
| rp = | 0.3177888: | | | | 52.08 | 51.24 | 36.083237 |
| | | | | | | | |
| Carlin, | 1992 | Custer 2 | 24 women | with sexual | l abuse his | D2 | |
| L | 65 | 8.5 | 46 | 4.7 | 14.44 | 0.64 | 361 |
| F | 55 | 6.5 | 96 | 14.7 | 67.24 | 84.64 | 1681 |
| K | 47 | 4.9 | 44 | 4.3 | 0.3600000( | 1.44 | 9 |
| 1 | 70 | 9.5 | 78 | 11.1 | 2.56 | 31.36 | 64 |
| 2 | 57 | 6.9 | 90 | 13.5 | 43.56 | 64 | 1089 |
| 3 | 52 | 5.9 | 79 | 11.3 | 29.16 | 33.64 | 729 |
| 4 | 62 | 7.9 | 88 | 13.1 | 27.04 | 57.76 | 676 |
| 5 | 48 | 5.1 | 48 | 5.1 | 0 | 0.16 | 0 |
| 6 | 57 | 6.9 | 88 | 13.1 | 38.44 | 57.76 | 961 |
| 7 | 62 | 7.9 | 86 | 12.7 | 23.04 | 51.84 | 576 |
| 8 | 70 | 9.5 | 103 | 16.1 | 43.56 | 112.36 | 1089 |
| 9 | 75 | 10.5 | 55 | 6.5 | 16 | 1 | 400 |
| 0 | 59 | 7.3 | 72 | 9.9 | 6.76 | 19.36 | 169 |
| | | | | | Sum d2 | Sum D2 | 7804 |
| rp = | 0.2885080( | | | | 312.16 | 515.96 | 88.340251: |
| | | | | | | | |
| Carlin, | 1992 | Custer 3 | 53 women | with sexual | l abuse his | D2 | |
| L | 65 | 8.5 | 50 | 5.5 | 9 | 0 | 225 |
| F | 55 | 6.5 | 70 | 9.5 | 9 | 16 | 225 |
| K | 47 | 4.9 | 53 | 6.1 | 1.44 | 0.36 | 36 |
| 1 | 70 | 9.5 | 76 | 10.7 | 1.44 | 27.04 | 36 |
| 2 | 57 | 6.9 | 90 | 13.5 | 43.56 | 64 | 1089 |
| 3 | 52 | 5.9 | 80 | 11.5 | 31.36 | 36 | 784 |
| 4 | 62 | 7.9 | 81 | 11.7 | 14.44 | 38.44 | 361 |
| 5 | 48 | 5.1 | 39 | 3.3 | 3.24 | 4.84 | 81 |
| 6 | 57 | 6.9 | 73 | 10.1 | 10.24 | 21.16 | 256 |
| 7 | 62 | 7.9 | 78 | 11.1 | 10.24 | 31.36 | 256 |
| 8 | 70 | 9.5 | 78 | 11.1 | 2.56 | 31.36 | 64 |
| 9 | 75 | 10.5 | 55 | 6.5 | 16 | 1 | 400 |
| 0 | 59 | 7.3 | 65 | 8.5 | 1.44 | 9 | 36 |
| | | | | | Sum d2 | Sum D2 | 3849 |
| rp = | 0.3636438: | | | | 153.96 | 280.56 | 62.040309 |
| | | | | | | | |
| Carlin, | 1992 | Custer 4 | 38 women | with sexual | l abuse his | D2 | |
| L | 65 | 8.5 | 46 | 4.7 | 14.44 | 0.64 | 361 |
| F | 55 | 6.5 | 78 | 11.1 | 21.16 | 31.36 | 529 |
| K | 47 | 4.9 | 46 | 4.7 | 0.0400000( | 0.64 | 1 |

| | | | | | | | |
|---|---|---|---|---|---|---|---|
| 1 | 70 | 9.5 | 64 | 8.3 | 1.44 | 7.84 | 36 |
| 2 | 57 | 6.9 | 80 | 11.5 | 21.16 | 36 | 529 |
| 3 | 52 | 5.9 | 68 | 9.1 | 10.24 | 12.96 | 256 |
| 4 | 62 | 7.9 | 83 | 12.1 | 17.64 | 43.56 | 441 |
| 5 | 48 | 5.1 | 41 | 3.7 | 1.96 | 3.24 | 49 |
| 6 | 57 | 6.9 | 70 | 9.5 | 6.76 | 16 | 169 |
| 7 | 62 | 7.9 | 73 | 10.1 | 4.84 | 21.16 | 121 |
| 8 | 70 | 9.5 | 81 | 11.7 | 4.84 | 38.44 | 121 |
| 9 | 75 | 10.5 | 68 | 9.1 | 1.96 | 12.96 | 49 |
| 0 | 59 | 7.3 | 65 | 8.5 | 1.44 | 9 | 36 |
| | | | | | Sum d2 | Sum D2 | 2698 |
| rp = | 0.4480924 | | | | 107.92 | 233.8 | 51.942275 |
| | | | | | | | |
| Skinstad, | 2002 | 15 male | substance | abusers w | ith BPD | D2 | |
| L | 65 | 8.5 | 45.89 | 4.678 | 14.607684 | 0.675684 | 365.1921 |
| F | 55 | 6.5 | 76.67 | 10.834 | 18.783556 | 28.451556 | 469.5889 |
| K | 47 | 4.9 | 40.78 | 3.656 | 1.547536 | 3.400336 | 38.6884 |
| 1 | 70 | 9.5 | 60.56 | 7.612 | 3.564544 | 4.460544 | 89.1136 |
| 2 | 57 | 6.9 | 66.33 | 8.766 | 3.481956 | 10.666756 | 87.0489 |
| 3 | 52 | 5.9 | 61.78 | 7.856 | 3.825936 | 5.550736 | 95.6484 |
| 4 | 62 | 7.9 | 76.22 | 10.744 | 8.088336 | 27.499536 | 202.2084 |
| 5 | 48 | 5.1 | 55.56 | 6.612 | 2.286144 | 1.236544 | 57.1536 |
| 6 | 57 | 6.9 | 64.67 | 8.434 | 2.353156 | 8.6083560 | 58.8289 |
| 7 | 62 | 7.9 | 74.22 | 10.344 | 5.973136 | 23.464336 | 149.3284 |
| 8 | 70 | 9.5 | 79 | 11.3 | 3.24 | 33.64 | 81 |
| 9 | 75 | 10.5 | 62.89 | 8.078 | 5.866084 | 6.646084 | 146.6521 |
| 0 | 59 | 7.3 | 59.33 | 7.366 | 0.0043559 | 3.481956 | 0.1088999 |
| | | | | | Sum d2 | Sum D2 | 1840.5606 |
| rp = | 0.4755581 | | | | 73.622424 | 157.78242 | 42.901755 |
| | | | | | | | |
| Skinstad, | 2002 | 20 male | substance | abusers w | ith ASPD | D2 | |
| L | 65 | 8.5 | 47.11 | 4.922 | 12.802084 | 0.334084 | 320.0521 |
| F | 55 | 6.5 | 67.74 | 9.048 | 6.4923039 | 12.588304 | 162.3076 |
| K | 47 | 4.9 | 44.68 | 4.436 | 0.215296 | 1.132096 | 5.3824 |
| 1 | 70 | 9.5 | 54 | 6.3 | 10.24 | 0.64 | 256 |
| 2 | 57 | 6.9 | 59.16 | 7.332 | 0.1866239 | 3.356224 | 4.6655999 |
| 3 | 52 | 5.9 | 51.1 | 5.72 | 0.0323999 | 0.0484000 | 0.8099999 |
| 4 | 62 | 7.9 | 71.53 | 9.806 | 3.632836 | 18.541636 | 90.8209 |
| 5 | 48 | 5.1 | 47.47 | 4.994 | 0.011236 | 0.256036 | 0.2809000 |
| 6 | 57 | 6.9 | 61.68 | 7.836 | 0.876096 | 5.456896 | 21.9024 |
| 7 | 62 | 7.9 | 62.05 | 7.91 | 0.0000999 | 5.8081 | 0.0024999 |
| 8 | 70 | 9.5 | 65.68 | 8.636 | 0.7464959 | 9.8344960 | 18.662399 |
| 9 | 75 | 10.5 | 63.37 | 8.174 | 5.410276 | 7.150276 | 135.2569 |
| 0 | 59 | 7.3 | 53.47 | 6.194 | 1.223236 | 0.481636 | 30.5809 |
| | | | | | Sum d2 | Sum D2 | 1046.7246 |
| rp = | 0.4661514 | | | | 41.868984 | 65.628184 | 32.353123 |

| | | | | | | | |
|---|---|---|---|---|---|---|---|
| Skinstad, | 2002 | 12 male | substance | abusers w | ith SzPD | D2 | |
| L | 65 | 8.5 | 54.75 | 6.45 | 4.2025 | 0.9025 | 105.0625 |
| F | 55 | 6.5 | 67.75 | 9.05 | 6.5025 | 12.6025 | 162.5625 |
| K | 47 | 4.9 | 41.92 | 3.884 | 1.032256 | 2.611456 | 25.8064 |
| 1 | 70 | 9.5 | 48.5 | 5.2 | 18.49 | 0.08999999 | 462.25 |
| 2 | 57 | 6.9 | 58.5 | 7.2 | 0.08999999 | 2.89 | 2.25 |
| 3 | 52 | 5.9 | 49.83 | 5.466 | 0.18835600 | 0.00115600 | 4.70890000 |
| 4 | 62 | 7.9 | 62.17 | 7.934 | 0.00115599 | 5.924356 | 0.02890000 |
| 5 | 48 | 5.1 | 47.67 | 5.034 | 0.00435599 | 0.21715599 | 0.10889999 |
| 6 | 57 | 6.9 | 60.92 | 7.684 | 0.614656 | 4.769856 | 15.3664 |
| 7 | 62 | 7.9 | 57.92 | 7.084 | 0.665856 | 2.509056 | 16.6464 |
| 8 | 70 | 9.5 | 62.58 | 8.016 | 2.202256 | 6.330256 | 55.0564 |
| 9 | 75 | 10.5 | 60.33 | 7.566 | 8.608356 | 4.268356 | 215.2089 |
| 0 | 59 | 7.3 | 57 | 6.9 | 0.16 | 1.96 | 4 |
| | | | | | Sum d2 | Sum D2 | 1069.0562 |
| rp = | 0.37663859 | | | | 42.762248 | 45.076648 | 32.69642485 |
| | | | | | | | |
| Skinstad, | 2002 | 46 male | substance | abusers w | ith no PD | D2 | |
| L | 65 | 8.5 | 51.29 | 5.758 | 7.518564 | 0.066564 | 187.9641 |
| F | 55 | 6.5 | 57.12 | 6.924 | 0.179776 | 2.027776 | 4.49439999 |
| K | 47 | 4.9 | 49.63 | 5.426 | 0.276676 | 0.00547599 | 6.91690000 |
| 1 | 70 | 9.5 | 48.73 | 5.246 | 18.096516 | 0.06451600 | 452.4129 |
| 2 | 57 | 6.9 | 49.92 | 5.484 | 2.005056 | 0.000256 | 50.1264 |
| 3 | 52 | 5.9 | 48.31 | 5.162 | 0.54464399 | 0.11424399 | 13.6161 |
| 4 | 62 | 7.9 | 62.12 | 7.924 | 0.00057599 | 5.875776 | 0.01439999 |
| 5 | 48 | 5.1 | 49.54 | 5.408 | 0.09486399 | 0.00846400 | 2.3716 |
| 6 | 57 | 6.9 | 56.51 | 6.802 | 0.00960400 | 1.695204 | 0.24010000 |
| 7 | 62 | 7.9 | 51.61 | 5.822 | 4.318084 | 0.103684 | 107.9521 |
| 8 | 70 | 9.5 | 53.8 | 6.26 | 10.4976 | 0.5776 | 262.44 |
| 9 | 75 | 10.5 | 58.56 | 7.212 | 10.810944 | 2.930944 | 270.2736 |
| 0 | 59 | 7.3 | 45.59 | 4.618 | 7.193124 | 0.77792399 | 179.8281 |
| | | | | | Sum d2 | Sum D2 | 1538.6507 |
| rp = | 0.01647883 | | | | 61.546028 | 14.248428 | 39.22563882 |
| | | | | | | | |
| Anderson, | 1983 | 21 males | accused of | f murder | Group 5 | | |
| L | 65 | 8.5 | 63 | 8.1 | 0.16 | 6.76 | 4 |
| F | 55 | 6.5 | 82 | 11.9 | 29.16 | 40.96 | 729 |
| K | 47 | 4.9 | 57 | 6.9 | 4 | 1.96 | 100 |
| 1 | 70 | 9.5 | 77 | 10.9 | 1.96 | 29.16 | 49 |
| 2 | 57 | 6.9 | 84 | 12.3 | 29.16 | 46.24 | 729 |
| 3 | 52 | 5.9 | 73 | 10.1 | 17.64 | 21.16 | 441 |
| 4 | 62 | 7.9 | 81 | 11.7 | 14.44 | 38.44 | 361 |
| 5 | 48 | 5.1 | 64 | 8.3 | 10.24 | 7.84 | 256 |
| 6 | 57 | 6.9 | 82 | 11.9 | 25 | 40.96 | 625 |
| 7 | 62 | 7.9 | 77 | 10.9 | 9 | 29.16 | 225 |

| | | | | | | | |
|---|---|---|---|---|---|---|---|
| 8 | 70 | 9.5 | 88 | 13.1 | 12.96 | 57.76 | 324 |
| 9 | 75 | 10.5 | 63 | 8.1 | 5.76 | 6.76 | 144 |
| 0 | 59 | 7.3 | 63 | 8.1 | 0.64 | 6.76 | 16 |
| | | | | | Sum d2 | Sum D2 | 4003 |
| rp = | 0.4106735 | | | | 160.12 | 333.92 | 63.269265 |
| | | | | | | | |
| Biro, 1992 | 5 | males con | victed of | f murder | Group 1 | | |
| L | 65 | 8.5 | 56 | 6.7 | 3.24 | 1.44 | 81 |
| F | 55 | 6.5 | 78 | 11.1 | 21.16 | 31.36 | 529 |
| K | 47 | 4.9 | 53 | 6.1 | 1.44 | 0.36 | 36 |
| 1 | 70 | 9.5 | 70 | 9.5 | 0 | 16 | 0 |
| 2 | 57 | 6.9 | 89 | 13.3 | 40.96 | 60.84 | 1024 |
| 3 | 52 | 5.9 | 71 | 9.7 | 14.44 | 17.64 | 361 |
| 4 | 62 | 7.9 | 74 | 10.3 | 5.76 | 23.04 | 144 |
| 5 | 48 | 5.1 | 74 | 10.3 | 27.04 | 23.04 | 676 |
| 6 | 57 | 6.9 | 91 | 13.7 | 46.24 | 67.24 | 1156 |
| 7 | 62 | 7.9 | 91 | 13.7 | 33.64 | 67.24 | 841 |
| 8 | 70 | 9.5 | 111 | 17.7 | 67.24 | 148.84 | 1681 |
| 9 | 75 | 10.5 | 63 | 8.1 | 5.76 | 6.76 | 144 |
| 0 | 59 | 7.3 | 75 | 10.5 | 10.24 | 25 | 256 |
| | | | | | Sum d2 | Sum D2 | 6929 |
| rp = | 0.3201197 | | | | 277.16 | 488.8 | 83.240615 |
| | | | | | | | |
| Biro, 1992 | 46 | males con | victed of | f murder | Group 2 | | |
| L | 65 | 8.5 | 60 | 7.5 | 1 | 4 | 25 |
| F | 55 | 6.5 | 70 | 9.5 | 9 | 16 | 225 |
| K | 47 | 4.9 | 51 | 5.7 | 0.64 | 0.0400000 | 16 |
| 1 | 70 | 9.5 | 70 | 9.5 | 0 | 16 | 0 |
| 2 | 57 | 6.9 | 94 | 14.3 | 54.76 | 77.44 | 1369 |
| 3 | 52 | 5.9 | 65 | 8.5 | 6.76 | 9 | 169 |
| 4 | 62 | 7.9 | 67 | 8.9 | 1 | 11.56 | 25 |
| 5 | 48 | 5.1 | 74 | 10.3 | 27.04 | 23.04 | 676 |
| 6 | 57 | 6.9 | 88 | 13.1 | 38.44 | 57.76 | 961 |
| 7 | 62 | 7.9 | 71 | 9.7 | 3.24 | 17.64 | 81 |
| 8 | 70 | 9.5 | 73 | 10.1 | 0.36 | 21.16 | 9 |
| 9 | 75 | 10.5 | 58 | 7.1 | 11.56 | 2.56 | 289 |
| 0 | 59 | 7.3 | 67 | 8.9 | 2.56 | 11.56 | 64 |
| | | | | | Sum d2 | Sum D2 | 3909 |
| rp = | 0.3395285 | | | | 156.36 | 267.76 | 62.521996 |
| | | | | | | | |
| Biro, 1992 | 16 | males con | victed of | f murder | Group 3 | | |
| L | 65 | 8.5 | 60 | 7.5 | 1 | 4 | 25 |
| F | 55 | 6.5 | 68 | 9.1 | 6.76 | 12.96 | 169 |
| K | 47 | 4.9 | 55 | 6.5 | 2.56 | 1 | 64 |
| 1 | 70 | 9.5 | 67 | 8.9 | 0.36 | 11.56 | 9 |
| 2 | 57 | 6.9 | 82 | 11.9 | 25 | 40.96 | 625 |

| | | | | | | | |
|---|---|---|---|---|---|---|---|
| 3 | 52 | 5.9 | 58 | 7.1 | 1.44 | 2.56 | 36 |
| 4 | 62 | 7.9 | 76 | 10.7 | 7.8399999 | 27.04 | 196 |
| 5 | 48 | 5.1 | 76 | 10.7 | 31.36 | 27.04 | 784 |
| 6 | 57 | 6.9 | 56 | 6.7 | 0.0400000 | 1.44 | 1 |
| 7 | 62 | 7.9 | 58 | 7.1 | 0.6400000 | 2.56 | 16 |
| 8 | 70 | 9.5 | 61 | 7.7 | 3.24 | 4.84 | 81 |
| 9 | 75 | 10.5 | 60 | 7.5 | 9 | 4 | 225 |
| 0 | 59 | 7.3 | 65 | 8.5 | 1.44 | 9 | 36 |
| | | | | | Sum d2 | Sum D2 | 2267 |
| rp = | 0.3724567 | | | | 90.68 | 148.96 | 47.613023 |
| | | | | | | | |
| Biro, 1992 | 26 | males con | victed of | f murder | Group 4 | | |
| L | 65 | 8.5 | 63 | 8.1 | 0.16 | 6.76 | 4 |
| F | 55 | 6.5 | 58 | 7.1 | 0.36 | 2.56 | 9 |
| K | 47 | 4.9 | 57 | 6.9 | 4 | 1.96 | 100 |
| 1 | 70 | 9.5 | 70 | 9.5 | 0 | 16 | 0 |
| 2 | 57 | 6.9 | 65 | 8.5 | 2.56 | 9 | 64 |
| 3 | 52 | 5.9 | 71 | 9.7 | 14.44 | 17.64 | 361 |
| 4 | 62 | 7.9 | 55 | 6.5 | 1.96 | 1 | 49 |
| 5 | 48 | 5.1 | 74 | 10.3 | 27.04 | 23.04 | 676 |
| 6 | 57 | 6.9 | 59 | 7.3 | 0.16 | 3.24 | 4 |
| 7 | 62 | 7.9 | 64 | 8.3 | 0.16 | 7.84 | 4 |
| 8 | 70 | 9.5 | 57 | 6.9 | 6.76 | 1.96 | 169 |
| 9 | 75 | 10.5 | 65 | 8.5 | 4 | 9 | 100 |
| 0 | 59 | 7.3 | 58 | 7.1 | 0.0400000 | 2.56 | 1 |
| | | | | | Sum d2 | Sum D2 | 1541 |
| rp = | 0.4227383 | | | | 61.64 | 102.56 | 39.255572 |
| | | | | | | | |
| Iverson, 19 | 95 | 55 male in | mates und | er standard | d | | |
| L | 65 | 8.5 | 47.4 | 4.98 | 12.3904 | 0.2704 | 309.76 |
| F | 55 | 6.5 | 62.6 | 8.02 | 2.3104 | 6.3504 | 57.76 |
| K | 47 | 4.9 | 46.5 | 4.8 | 0.0100000 | 0.49 | 0.25 |
| 1 | 70 | 9.5 | 51.1 | 5.72 | 14.2884 | 0.0484000 | 357.21 |
| 2 | 57 | 6.9 | 53.1 | 6.12 | 0.6084 | 0.3844 | 15.21 |
| 3 | 52 | 5.9 | 48.4 | 5.18 | 0.5184000 | 0.1024 | 12.96 |
| 4 | 62 | 7.9 | 65 | 8.5 | 0.36 | 9 | 9 |
| 5 | 48 | 5.1 | 49.5 | 5.4 | 0.0900000 | 0.0099999 | 2.25 |
| 6 | 57 | 6.9 | 58 | 7.1 | 0.0399999 | 2.56 | 1 |
| 7 | 62 | 7.9 | 54.2 | 6.34 | 2.4336 | 0.7056000 | 60.84 |
| 8 | 70 | 9.5 | 57.7 | 7.04 | 6.0516 | 2.3716 | 151.29 |
| 9 | 75 | 10.5 | 60.4 | 7.58 | 8.5264 | 4.3264 | 213.16 |
| 0 | 59 | 7.3 | 50.8 | 5.66 | 2.6896 | 0.0255999 | 67.240000 |
| | | | | | Sum d2 | Sum D2 | 1257.93 |
| rp = | 0.2033526 | | | | 50.3172 | 26.6452 | 35.467308 |
| | | | | | | | |
| Iverson, 19 | 95 | 51 male | hospitalize | d psychiatri | ric patients | | |

| | | | | | | | |
|---|---|---|---|---|---|---|---|
| L | 65 | 8.5 | 53.8 | 6.26 | 5.0176 | 0.5776 | 125.44 |
| F | 55 | 6.5 | 60.8 | 7.66 | 1.3456 | 4.6656 | 33.64 |
| K | 47 | 4.9 | 44.6 | 4.42 | 0.2304 | 1.1664 | 5.7599999 |
| 1 | 70 | 9.5 | 59.4 | 7.38 | 4.4944 | 3.5344 | 112.36 |
| 2 | 57 | 6.9 | 67.6 | 9.02 | 4.4944 | 12.3904 | 112.36 |
| 3 | 52 | 5.9 | 59.4 | 7.38 | 2.1904 | 3.5344 | 54.76 |
| 4 | 62 | 7.9 | 62.1 | 7.92 | 0.0003999 | 5.8564 | 0.0100000 |
| 5 | 48 | 5.1 | 49.5 | 5.4 | 0.0900000 | 0.0099999 | 2.25 |
| 6 | 57 | 6.9 | 63 | 8.1 | 1.44 | 6.76 | 36 |
| 7 | 62 | 7.9 | 66.3 | 8.76 | 0.7395999 | 10.6276 | 18.49 |
| 8 | 70 | 9.5 | 63.4 | 8.18 | 1.7424 | 7.1824 | 43.56 |
| 9 | 75 | 10.5 | 56 | 6.7 | 14.44 | 1.44 | 361 |
| 0 | 59 | 7.3 | 58.6 | 7.22 | 0.0063999 | 2.9584 | 0.1599999 |
| | | | | | Sum d2 | Sum D2 | 905.79 |
| rp = | 0.5046782 | | | | 36.2316 | 60.7036 | 30.096345 |
| | | | | | | | |
| Khan, 1993 | 3 | 31 females | victims of | DV | | | |
| L | 65 | 8.5 | 55 | 6.5 | 4 | 1 | 100 |
| F | 55 | 6.5 | 81.1 | 11.72 | 27.2484 | 38.6884 | 681.21 |
| K | 47 | 4.9 | 40.4 | 3.58 | 1.7424 | 3.6864 | 43.56 |
| 1 | 70 | 9.5 | 60.1 | 7.52 | 3.9204 | 4.0804 | 98.01 |
| 2 | 57 | 6.9 | 61 | 7.7 | 0.64 | 4.84 | 16 |
| 3 | 52 | 5.9 | 56.8 | 6.86 | 0.9215999 | 1.8496 | 23.04 |
| 4 | 62 | 7.9 | 70.4 | 9.58 | 2.8224 | 16.6464 | 70.560000 |
| 5 | 48 | 5.1 | 52.8 | 6.06 | 0.9216 | 0.3136 | 23.04 |
| 6 | 57 | 6.9 | 74.1 | 10.32 | 11.6964 | 23.2324 | 292.41 |
| 7 | 62 | 7.9 | 62.2 | 7.94 | 0.0016 | 5.9536 | 0.0400000 |
| 8 | 70 | 9.5 | 71.1 | 9.72 | 0.0483999 | 17.8084 | 1.2099999 |
| 9 | 75 | 10.5 | 63.4 | 8.18 | 5.3824 | 7.1824 | 134.56 |
| 0 | 59 | 7.3 | 55 | 6.5 | 0.64 | 1 | 16 |
| | | | | | Sum d2 | Sum D2 | 1499.64 |
| rp = | 0.4908431 | | | | 59.9856 | 126.2816 | 38.725185 |
| | | | | | | | |
| McNulty, | 1997 | 225 white m | males | | | D2 | |
| L | 65 | 8.5 | 52.7 | 6.04 | 6.0516 | 0.2916000 | 151.29 |
| F | 55 | 6.5 | 65 | 8.5 | 4 | 9 | 100 |
| K | 47 | 4.9 | 45.9 | 4.68 | 0.0484000 | 0.6724 | 1.21 |
| 1 | 70 | 9.5 | 61.9 | 7.88 | 2.6244 | 5.6644 | 65.61 |
| 2 | 57 | 6.9 | 67.6 | 9.02 | 4.4944 | 12.3904 | 112.36 |
| 3 | 52 | 5.9 | 62.6 | 8.02 | 4.4944 | 6.3504 | 112.36 |
| 4 | 62 | 7.9 | 68.3 | 9.16 | 1.5876 | 13.3956 | 39.69 |
| 5 | 48 | 5.1 | 52.2 | 5.94 | 0.7056000 | 0.1936 | 17.64 |
| 6 | 57 | 6.9 | 63.9 | 8.28 | 1.9044 | 7.7284 | 47.61 |
| 7 | 62 | 7.9 | 65.8 | 8.66 | 0.5776 | 9.9856 | 14.44 |
| 8 | 70 | 9.5 | 66.7 | 8.84 | 0.4356 | 11.1556 | 10.89 |
| 9 | 75 | 10.5 | 54.1 | 6.32 | 17.4724 | 0.6724 | 436.81 |

| | | | | | | | |
|---|---|---|---|---|---|---|---|
| 0 | 59 | 7.3 | 59 | 7.3 | 0 | 3.24 | 0 |
| | | | | | Sum d2 | Sum D2 | 1109.91 |
| rp = | 0.4911494( | | | | 44.3964 | 80.7404 | 33.3153117 |
| | | | | | | | |
| McNulty, | 1997 | 42 black | males | | | D2 | |
| L | 65 | 8.5 | 58.1 | 7.12 | 1.9044 | 2.6244 | 47.61 |
| F | 55 | 6.5 | 65.6 | 8.62 | 4.4944 | 9.7344 | 112.36 |
| K | 47 | 4.9 | 47.4 | 4.98 | 0.0063999 | 0.2704 | 0.1599999 |
| 1 | 70 | 9.5 | 63.9 | 8.28 | 1.4884 | 7.7284 | 37.21 |
| 2 | 57 | 6.9 | 67 | 8.9 | 4 | 11.56 | 100 |
| 3 | 52 | 5.9 | 63.5 | 8.2 | 5.2899999 | 7.29 | 132.25 |
| 4 | 62 | 7.9 | 69.3 | 9.36 | 2.1316 | 14.8996 | 53.29 |
| 5 | 48 | 5.1 | 51.6 | 5.82 | 0.5184000( | 0.1024 | 12.96 |
| 6 | 57 | 6.9 | 63.2 | 8.14 | 1.5376 | 6.9696 | 38.44 |
| 7 | 62 | 7.9 | 62.5 | 8 | 0.0099999 | 6.25 | 0.25 |
| 8 | 70 | 9.5 | 68 | 9.1 | 0.16 | 12.96 | 4 |
| 9 | 75 | 10.5 | 58 | 7.1 | 11.56 | 2.56 | 289 |
| 0 | 59 | 7.3 | 56 | 6.7 | 0.36 | 1.44 | 9 |
| | | | | | Sum d2 | Sum D2 | 836.53 |
| rp = | 0.5997713( | | | | 33.4612 | 84.3892 | 28.922828 |
| | | | | | | | |
| McNulty, | 1997 | 336 white | females | | | D2 | |
| L | 65 | 8.5 | 53 | 6.1 | 5.76 | 0.36 | 144 |
| F | 55 | 6.5 | 70.4 | 9.58 | 9.4864000( | 16.6464 | 237.16 |
| K | 47 | 4.9 | 44.7 | 4.44 | 0.2116 | 1.1236 | 5.2899999 |
| 1 | 70 | 9.5 | 65.4 | 8.58 | 0.8463999 | 9.4864000( | 21.159999 |
| 2 | 57 | 6.9 | 72.3 | 9.96 | 9.3635999 | 19.8916 | 234.09 |
| 3 | 52 | 5.9 | 66.3 | 8.76 | 8.1796 | 10.6276 | 204.49 |
| 4 | 62 | 7.9 | 70.4 | 9.58 | 2.8224 | 16.6464 | 70.560000( |
| 5 | 48 | 5.1 | 50.5 | 5.6 | 0.25 | 0.0099999 | 6.25 |
| 6 | 57 | 6.9 | 66.9 | 8.88 | 3.9204 | 11.4244 | 98.010000( |
| 7 | 62 | 7.9 | 68.5 | 9.2 | 1.69 | 13.69 | 42.25 |
| 8 | 70 | 9.5 | 69.1 | 9.32 | 0.0324000( | 14.5924 | 0.8100000( |
| 9 | 75 | 10.5 | 53.9 | 6.28 | 17.8084 | 0.6083999 | 445.21 |
| 0 | 59 | 7.3 | 59.3 | 7.36 | 0.0035999 | 3.4596 | 0.0899999 |
| | | | | | Sum d2 | Sum D2 | 1509.37 |
| rp = | 0.4710961 | | | | 60.3748 | 118.5668 | 38.8506113 |
| | | | | | | | |
| Morrell, 20( | 1 | 58 females | w DV and | PTSD | | D2 | |
| L | 65 | 8.5 | 52.93 | 6.086 | 5.827396 | 0.343396 | 145.6849 |
| F | 55 | 6.5 | 80.47 | 11.594 | 25.948836 | 37.136836 | 648.7209 |
| K | 47 | 4.9 | 40.48 | 3.596 | 1.700416 | 3.625216 | 42.5104 |
| 1 | 70 | 9.5 | 71.5 | 9.8 | 0.0900000( | 18.49 | 2.25 |
| 2 | 57 | 6.9 | 71.29 | 9.758 | 8.168164 | 18.130564 | 204.2041 |
| 3 | 52 | 5.9 | 68.1 | 9.12 | 10.3684 | 13.1044 | 259.21 |
| 4 | 62 | 7.9 | 70.38 | 9.576 | 2.8089759 | 16.613776 | 70.224399 |

| | | | | | | | |
|---|---|---|---|---|---|---|---|
| 5 | 48 | 5.1 | 51.76 | 5.852 | 0.565504 | 0.123904 | 14.1376 |
| 6 | 57 | 6.9 | 76.45 | 10.79 | 15.1321 | 27.9841 | 378.3025 |
| 7 | 62 | 7.9 | 68.79 | 9.258 | 1.844164 | 14.122564 | 46.104100 |
| 8 | 70 | 9.5 | 76.21 | 10.742 | 1.542564 | 27.478564 | 38.564099 |
| 9 | 75 | 10.5 | 59.4 | 7.38 | 9.7344 | 3.5344 | 243.36 |
| 0 | 59 | 7.3 | 61.79 | 7.858 | 0.311364 | 5.560164 | 7.7841 |
| | | | | | Sum d2 | Sum D2 | 2101.0571 |
| rp = | 0.4741608 | | | | 84.042284 | 186.24788 | 45.837289 |
| | | | | | | | |
| Morrell, 200 | 1 | 35 females | w DV and | no PTSD | | D2 | |
| L | 65 | 8.5 | 52.34 | 5.968 | 6.411024 | 0.2190240 | 160.2756 |
| F | 55 | 6.5 | 68.51 | 9.202 | 7.3008040 | 13.704804 | 182.5201 |
| K | 47 | 4.9 | 46.06 | 4.712 | 0.0353439 | 0.6209439 | 0.8835999 |
| 1 | 70 | 9.5 | 59.31 | 7.362 | 4.571044 | 3.467044 | 114.2761 |
| 2 | 57 | 6.9 | 61.06 | 7.712 | 0.659344 | 4.892944 | 16.4836 |
| 3 | 52 | 5.9 | 58.17 | 7.134 | 1.522756 | 2.669956 | 38.0689 |
| 4 | 62 | 7.9 | 66.83 | 8.866 | 0.9331559 | 11.329956 | 23.3289 |
| 5 | 48 | 5.1 | 50.77 | 5.654 | 0.3069160 | 0.0237160 | 7.6729000 |
| 6 | 57 | 6.9 | 65.54 | 8.608 | 2.917264 | 9.659664 | 72.931600 |
| 7 | 62 | 7.9 | 63.29 | 8.158 | 0.0665639 | 7.064964 | 1.6641 |
| 8 | 70 | 9.5 | 63.51 | 8.202 | 1.684804 | 7.300804 | 42.1201 |
| 9 | 75 | 10.5 | 53.4 | 6.18 | 18.6624 | 0.4624 | 466.56 |
| 0 | 59 | 7.3 | 55.09 | 6.518 | 0.6115239 | 1.036324 | 15.2881 |
| | | | | | Sum d2 | Sum D2 | 1142.0736 |
| rp = | 0.4198825 | | | | 45.682944 | 62.452544 | 33.794579 |
| | | | | | | | |
| Munley, 19 | 97 | 42 males | with schizo | ophreia | | D2 | |
| L | 65 | 8.5 | 56.12 | 6.724 | 3.154176 | 1.498176 | 78.8544 |
| F | 55 | 6.5 | 69.67 | 9.434 | 8.6083560 | 15.476356 | 215.2089 |
| K | 47 | 4.9 | 46.83 | 4.866 | 0.0011560 | 0.401956 | 0.0289000 |
| 1 | 70 | 9.5 | 62.14 | 7.928 | 2.471184 | 5.895184 | 61.7796 |
| 2 | 57 | 6.9 | 64.26 | 8.352 | 2.108304 | 8.133904 | 52.707600 |
| 3 | 52 | 5.9 | 58.86 | 7.272 | 1.882384 | 3.139984 | 47.0596 |
| 4 | 62 | 7.9 | 62.33 | 7.966 | 0.0043559 | 6.081156 | 0.1088999 |
| 5 | 48 | 5.1 | 50.43 | 5.586 | 0.2361960 | 0.0073960 | 5.9049 |
| 6 | 57 | 6.9 | 64.12 | 8.324 | 2.027776 | 7.9749760 | 50.694400 |
| 7 | 62 | 7.9 | 63.88 | 8.276 | 0.141376 | 7.706176 | 3.5344000 |
| 8 | 70 | 9.5 | 69.29 | 9.358 | 0.0201639 | 14.884164 | 0.5040999 |
| 9 | 75 | 10.5 | 58.19 | 7.138 | 11.303044 | 2.683044 | 282.5761 |
| 0 | 59 | 7.3 | 56.24 | 6.748 | 0.304704 | 1.557504 | 7.6175999 |
| | | | | | Sum d2 | Sum D2 | 806.5794 |
| rp = | 0.5891693 | | | | 32.263176 | 75.439976 | 28.400341 |
| | | | | | | | |
| Munley, 19 | 97 | 42 males | with depre | ssion | | D2 | |
| L | 65 | 8.5 | 51.38 | 5.776 | 7.420176 | 0.0761760 | 185.5044 |
| F | 55 | 6.5 | 70.71 | 9.642 | 9.872164 | 17.156164 | 246.8041 |

| | | | | | | | |
|---|---|---|---|---|---|---|---|
| K | 47 | 4.9 | 43.98 | 4.296 | 0.3648160 | 1.449616 | 9.1204000 |
| 1 | 70 | 9.5 | 65.9 | 8.68 | 0.6723999 | 10.1124 | 16.81 |
| 2 | 57 | 6.9 | 76.81 | 10.862 | 15.697444 | 28.751044 | 392.4361 |
| 3 | 52 | 5.9 | 66.12 | 8.724 | 7.974976 | 10.394176 | 199.3744 |
| 4 | 62 | 7.9 | 72.74 | 10.048 | 4.6139039 | 20.684304 | 115.3476 |
| 5 | 48 | 5.1 | 49.88 | 5.476 | 0.1413760 | 0.0005759 | 3.5344000 |
| 6 | 57 | 6.9 | 67.57 | 9.014 | 4.468996 | 12.348196 | 111.7249 |
| 7 | 62 | 7.9 | 73.88 | 10.276 | 5.645376 | 22.810176 | 141.1344 |
| 8 | 70 | 9.5 | 74.88 | 10.476 | 0.9525759 | 24.760576 | 23.8144 |
| 9 | 75 | 10.5 | 51.62 | 5.824 | 21.864976 | 0.104976 | 546.6244 |
| 0 | 59 | 7.3 | 64.88 | 8.476 | 1.382976 | 8.856576 | 34.5743999 |
| | | | | | Sum d2 | Sum D2 | 2026.8039 |
| rp = | 0.4368759 | | | | 81.072156 | 157.50495 | 45.020038 |
| | | | | | | | |
| Nelson, 20 | 3 | 28 MS pat | ients + | 11.22 year | s | D2 | |
| L | 65 | 8.5 | 55.86 | 6.672 | 3.341584 | 1.373584 | 83.5396 |
| F | 55 | 6.5 | 53.54 | 6.208 | 0.0852639 | 0.501264 | 2.1316 |
| K | 47 | 4.9 | 53.5 | 6.2 | 1.69 | 0.49 | 42.25 |
| 1 | 70 | 9.5 | 73.61 | 10.222 | 0.5212839 | 22.297284 | 13.0321 |
| 2 | 57 | 6.9 | 65.32 | 8.564 | 2.7688959 | 9.3880959 | 69.2223999 |
| 3 | 52 | 5.9 | 73.04 | 10.108 | 17.707264 | 21.233664 | 442.6816 |
| 4 | 62 | 7.9 | 53.68 | 6.236 | 2.768896 | 0.541696 | 69.2224 |
| 5 | 48 | 5.1 | 52.14 | 5.928 | 0.6855840 | 0.183184 | 17.1396 |
| 6 | 57 | 6.9 | 54.79 | 6.458 | 0.195364 | 0.917764 | 4.8841 |
| 7 | 62 | 7.9 | 58.64 | 7.228 | 0.4515840 | 2.985984 | 11.2896 |
| 8 | 70 | 9.5 | 63.82 | 8.264 | 1.527696 | 7.639696 | 38.1924 |
| 9 | 75 | 10.5 | 52.68 | 6.036 | 19.927296 | 0.287296 | 498.1824 |
| 0 | 59 | 7.3 | 46.68 | 4.836 | 6.071296 | 0.440896 | 151.7824 |
| | | | | | Sum d2 | Sum D2 | 1443.5502 |
| rp = | 0.3415302 | | | | 57.742008 | 68.280408 | 37.9940811 |
| | | | | | | | |
| Nelson, 20 | 3 | 28 MS pat | ients +2 | 23.22 year | s | D2 | |
| L | 65 | 8.5 | 55.48 | 6.596 | 3.625216 | 1.201216 | 90.630400 |
| F | 55 | 6.5 | 54.25 | 6.35 | 0.0225000 | 0.7224999 | 0.5625 |
| K | 47 | 4.9 | 54.29 | 6.358 | 2.125764 | 0.7361639 | 53.1441 |
| 1 | 70 | 9.5 | 71.75 | 9.85 | 0.1225 | 18.9225 | 3.0625 |
| 2 | 57 | 6.9 | 64.57 | 8.414 | 2.2921959 | 8.4913959 | 57.3048999 |
| 3 | 52 | 5.9 | 73 | 10.1 | 17.64 | 21.16 | 441 |
| 4 | 62 | 7.9 | 53.68 | 6.236 | 2.768896 | 0.541696 | 69.2224 |
| 5 | 48 | 5.1 | 54.44 | 6.388 | 1.658944 | 0.788544 | 41.4736 |
| 6 | 57 | 6.9 | 51.21 | 5.742 | 1.340964 | 0.058564 | 33.5241 |
| 7 | 62 | 7.9 | 57.89 | 7.078 | 0.675684 | 2.490084 | 16.8921 |
| 8 | 70 | 9.5 | 63.5 | 8.2 | 1.69 | 7.29 | 42.25 |
| 9 | 75 | 10.5 | 49.43 | 5.386 | 26.152996 | 0.012996 | 653.8249 |
| 0 | 59 | 7.3 | 47.68 | 5.036 | 5.125696 | 0.215296 | 128.1424 |
| | | | | | Sum d2 | Sum D2 | 1631.0339 |

| | | | | | | | |
|---|---|---|---|---|---|---|---|
| rp = | 0.2637758 | | | | 65.241356 | 62.630956 | 40.386060 |
| | | | | | | | |
| Pensa, 197 | 79 | 20 males | faking psy | chosis | s | D2 | |
| L | 65 | 8.5 | 49 | 5.3 | 10.24 | 0.0400000 | 256 |
| F | 55 | 6.5 | 114 | 18.3 | 139.24 | 163.84 | 3481 |
| K | 47 | 4.9 | 33 | 2.1 | 7.84 | 11.56 | 196 |
| 1 | 70 | 9.5 | 63 | 8.1 | 1.96 | 6.76 | 49 |
| 2 | 57 | 6.9 | 70 | 9.5 | 6.76 | 16 | 169 |
| 3 | 52 | 5.9 | 59 | 7.3 | 1.96 | 3.24 | 49 |
| 4 | 62 | 7.9 | 80 | 11.5 | 12.96 | 36 | 324 |
| 5 | 48 | 5.1 | 59 | 7.3 | 4.84 | 3.24 | 121 |
| 6 | 57 | 6.9 | 86 | 12.7 | 33.64 | 51.84 | 841 |
| 7 | 62 | 7.9 | 73 | 10.1 | 4.84 | 21.16 | 121 |
| 8 | 70 | 9.5 | 86 | 12.7 | 10.24 | 51.84 | 256 |
| 9 | 75 | 10.5 | 65 | 8.5 | 4 | 9 | 100 |
| 0 | 59 | 7.3 | 81 | 11.7 | 19.36 | 38.44 | 484 |
| | | | | | Sum d2 | Sum D2 | 6447 |
| rp = | 0.2838655 | | | | 257.88 | 412.96 | 80.293212 |
| | | | | | | | |
| Pensa, 197 | 79 | 20 male | psychotics | | | D2 | |
| L | 65 | 8.5 | 54 | 6.3 | 4.84 | 0.64 | 121 |
| F | 55 | 6.5 | 70 | 9.5 | 9 | 16 | 225 |
| K | 47 | 4.9 | 44 | 4.3 | 0.3600000 | 1.44 | 9 |
| 1 | 70 | 9.5 | 57 | 6.9 | 6.76 | 1.96 | 169 |
| 2 | 57 | 6.9 | 66 | 8.7 | 3.24 | 10.24 | 81 |
| 3 | 52 | 5.9 | 55 | 6.5 | 0.36 | 1 | 9 |
| 4 | 62 | 7.9 | 66 | 8.7 | 0.6399999 | 10.24 | 16 |
| 5 | 48 | 5.1 | 58 | 7.1 | 4 | 2.56 | 100 |
| 6 | 57 | 6.9 | 66 | 8.7 | 3.24 | 10.24 | 81 |
| 7 | 62 | 7.9 | 66 | 8.7 | 0.6399999 | 10.24 | 16 |
| 8 | 70 | 9.5 | 71 | 9.7 | 0.0399999 | 17.64 | 1 |
| 9 | 75 | 10.5 | 60 | 7.5 | 9 | 4 | 225 |
| 0 | 59 | 7.3 | 58 | 7.1 | 0.0400000 | 2.56 | 1 |
| | | | | | Sum d2 | Sum D2 | 1054 |
| rp = | 0.5322831 | | | | 42.16 | 88.76 | 32.465366 |
| | | | | | | | |
| Roman | 1989 | N = 61 mal | les forensi | c patients | Cluster #1 | D2 | #454.002 |
| L | 65 | 8.5 | 63 | 8.1 | 0.16 | 6.76 | 4 |
| F | 55 | 6.5 | 64 | 8.3 | 3.24 | 7.84 | 81 |
| K | 47 | 4.9 | 64 | 8.3 | 11.56 | 7.84 | 289 |
| 1 | 70 | 9.5 | 65 | 8.5 | 1 | 9 | 25 |
| 2 | 57 | 6.9 | 72 | 9.9 | 9 | 19.36 | 225 |
| 3 | 52 | 5.9 | 67 | 8.9 | 9 | 11.56 | 225 |
| 4 | 62 | 7.9 | 74 | 10.3 | 5.76 | 23.04 | 144 |
| 5 | 48 | 5.1 | 64 | 8.3 | 10.24 | 7.84 | 256 |
| 6 | 57 | 6.9 | 62 | 7.9 | 1 | 5.76 | 25 |

| | | | | | | | |
|---|---|---|---|---|---|---|---|
| 7 | 62 | 7.9 | 64 | 8.3 | 0.16 | 7.84 | 4 |
| 8 | 70 | 9.5 | 73 | 10.1 | 0.36 | 21.16 | 9 |
| 9 | 75 | 10.5 | 60 | 7.5 | 9 | 4 | 225 |
| 0 | 59 | 7.3 | 50 | 5.5 | 3.24 | 0 | 81 |
| | | | | | Sum d2 | Sum D2 | 1593 |
| rp = | 0.4800065 | | | | 63.72 | 132 | 39.912404 |
| | | | | | | | |
| Roman | 1989 | N=29 male | s forensic | patients | Cluster #2 | D2 | #454.003 |
| L | 65 | 8.5 | 50 | 5.5 | 9 | 0 | 225 |
| F | 55 | 6.5 | 112 | 17.9 | 129.96 | 153.76 | 3249 |
| K | 47 | 4.9 | 42 | 3.9 | 1 | 2.56 | 25 |
| 1 | 70 | 9.5 | 62 | 7.9 | 2.56 | 5.76 | 64 |
| 2 | 57 | 6.9 | 70 | 9.5 | 6.76 | 16 | 169 |
| 3 | 52 | 5.9 | 58 | 7.1 | 1.44 | 2.56 | 36 |
| 4 | 62 | 7.9 | 71 | 9.7 | 3.24 | 17.64 | 81 |
| 5 | 48 | 5.1 | 69 | 9.3 | 17.64 | 14.44 | 441 |
| 6 | 57 | 6.9 | 91 | 13.7 | 46.24 | 67.24 | 1156 |
| 7 | 62 | 7.9 | 85 | 12.5 | 21.16 | 49 | 529 |
| 8 | 70 | 9.5 | 117 | 18.9 | 88.36 | 179.56 | 2209 |
| 9 | 75 | 10.5 | 86 | 12.7 | 4.84 | 51.84 | 121 |
| 0 | 59 | 7.3 | 77 | 10.9 | 12.96 | 29.16 | 324 |
| | | | | | Sum d2 | Sum D2 | 8629 |
| rp = | 0.2984838 | | | | 345.16 | 589.52 | 92.892410 |
| | | | | | | | |
| Roman | 1989 | N=71 male | forensic | patients | Cluster #3 | D2 | #454.004 |
| L | 65 | 8.5 | 60 | 7.5 | 1 | 4 | 25 |
| F | 55 | 6.5 | 60 | 7.5 | 1 | 4 | 25 |
| K | 47 | 4.9 | 59 | 7.3 | 5.76 | 3.24 | 144 |
| 1 | 70 | 9.5 | 52 | 5.9 | 12.96 | 0.16 | 324 |
| 2 | 57 | 6.9 | 60 | 7.5 | 0.36 | 4 | 9 |
| 3 | 52 | 5.9 | 55 | 6.5 | 0.36 | 1 | 9 |
| 4 | 62 | 7.9 | 62 | 7.9 | 0 | 5.76 | 0 |
| 5 | 48 | 5.1 | 61 | 7.7 | 6.76 | 4.84 | 169 |
| 6 | 57 | 6.9 | 82 | 11.9 | 25 | 40.96 | 625 |
| 7 | 62 | 7.9 | 52 | 5.9 | 4 | 0.16 | 100 |
| 8 | 70 | 9.5 | 57 | 6.9 | 6.76 | 1.96 | 169 |
| 9 | 75 | 10.5 | 63 | 8.1 | 5.76 | 6.76 | 144 |
| 0 | 59 | 7.3 | 45 | 4.5 | 7.84 | 1 | 196 |
| | | | | | Sum d2 | Sum D2 | 1939 |
| rp = | 0.2424301 | | | | 77.56 | 77.84 | 44.034077 |
| | | | | | | | |
| Rogers, 19 | 95 | 42 chronic | psychiatric | patients | mixed | D2 | |
| L | 65 | 8.5 | 50.24 | 5.548 | 8.714304 | 0.002304 | 217.8576 |
| F | 55 | 6.5 | 82.05 | 11.91 | 29.2681 | 41.0881 | 731.7025 |
| K | 47 | 4.9 | 38.81 | 3.262 | 2.683044 | 5.008644 | 67.0761 |
| 1 | 70 | 9.5 | 67.93 | 9.086 | 0.1713959 | 12.859396 | 4.2848999 |

| | | | | | | | |
|---|---|---|---|---|---|---|---|
| 2 | 57 | 6.9 | 68.48 | 9.196 | 5.27161600 | 13.660416 | 131.7904 |
| 3 | 52 | 5.9 | 63.71 | 8.242 | 5.484964 | 7.518564 | 137.1241 |
| 4 | 62 | 7.9 | 69.55 | 9.41 | 2.2801 | 15.2881 | 57.0025 |
| 5 | 48 | 5.1 | 48.02 | 5.104 | 0.00001600 | 0.15681599 | 0.00040000 |
| 6 | 57 | 6.9 | 71.17 | 9.734 | 8.031556 | 17.926756 | 200.7889 |
| 7 | 62 | 7.9 | 69.95 | 9.49 | 2.5281 | 15.9201 | 63.2025 |
| 8 | 70 | 9.5 | 76.57 | 10.814 | 1.726596 | 28.238596 | 43.16489999 |
| 9 | 75 | 10.5 | 50.29 | 5.558 | 24.423364 | 0.00336399 | 610.5841 |
| 0 | 59 | 7.3 | 60.71 | 7.642 | 0.116964 | 4.588164 | 2.9241 |
| | | | | | Sum d2 | Sum D2 | 2267.503 |
| rp = | 0.39997163 | | | | 90.70012 | 162.25932 | 47.61830531 |
| | | | | | | | |
| Rouse, 19 | 99 | 18 substan | nce abusin | g patients | mixed | D2 | |
| L | 65 | 8.5 | 51.7 | 5.84 | 7.0756 | 0.11560000 | 176.89 |
| F | 55 | 6.5 | 53.9 | 6.28 | 0.04840000 | 0.60839999 | 1.21 |
| K | 47 | 4.9 | 51.7 | 5.84 | 0.88360000 | 0.11560000 | 22.09 |
| 1 | 70 | 9.5 | 57.1 | 6.92 | 6.6564 | 2.0164 | 166.41 |
| 2 | 57 | 6.9 | 57.3 | 6.96 | 0.00359999 | 2.1316 | 0.08999999 |
| 3 | 52 | 5.9 | 59.1 | 7.32 | 2.0164 | 3.3124 | 50.41 |
| 4 | 62 | 7.9 | 58.9 | 7.28 | 0.38440000 | 3.1684 | 9.61000000 |
| 5 | 48 | 5.1 | 45.2 | 4.54 | 0.31359999 | 0.92159999 | 7.83999999 |
| 6 | 57 | 6.9 | 55.3 | 6.56 | 0.11560000 | 1.1236 | 2.89000000 |
| 7 | 62 | 7.9 | 57.3 | 6.96 | 0.88360000 | 2.1316 | 22.09 |
| 8 | 70 | 9.5 | 54.3 | 6.36 | 9.8596 | 0.73959999 | 246.49 |
| 9 | 75 | 10.5 | 47.4 | 4.98 | 30.4704 | 0.2704 | 761.76 |
| 0 | 59 | 7.3 | 47.1 | 4.92 | 5.6644 | 0.3364 | 141.61 |
| | | | | | Sum d2 | Sum D2 | 1609.39 |
| rp = | 0.01511544 | | | | 64.3756 | 16.9916 | 40.11720321 |
| | | | | | | | |
| Rouse, 19 | 99 | 319 non-su | bstance ab | using | mixed | D2 | |
| L | 65 | 8.5 | 51.4 | 5.78 | 7.3984 | 0.07839999 | 184.96 |
| F | 55 | 6.5 | 56.3 | 6.76 | 0.06759999 | 1.5876 | 1.68999999 |
| K | 47 | 4.9 | 50.8 | 5.66 | 0.57759999 | 0.02559999 | 14.44 |
| 1 | 70 | 9.5 | 58.7 | 7.24 | 5.1076 | 3.0276 | 127.69 |
| 2 | 57 | 6.9 | 62.8 | 8.06 | 1.3456 | 6.55359999 | 33.64 |
| 3 | 52 | 5.9 | 61.2 | 7.74 | 3.3856 | 5.0176 | 84.64000000 |
| 4 | 62 | 7.9 | 59.9 | 7.48 | 0.17640000 | 3.9204 | 4.41000000 |
| 5 | 48 | 5.1 | 49.7 | 5.44 | 0.11560000 | 0.00359999 | 2.89000000 |
| 6 | 57 | 6.9 | 59.3 | 7.36 | 0.21159999 | 3.4596 | 5.28999999 |
| 7 | 62 | 7.9 | 61.6 | 7.82 | 0.00640000 | 5.3824 | 0.15999999 |
| 8 | 70 | 9.5 | 60.1 | 7.52 | 3.9204 | 4.0804 | 98.01 |
| 9 | 75 | 10.5 | 48.3 | 5.16 | 28.5156 | 0.11560000 | 712.89 |
| 0 | 59 | 7.3 | 54.6 | 6.42 | 0.7744 | 0.8464 | 19.36 |
| | | | | | Sum d2 | Sum D2 | 1290.07 |
| rp = | 0.23586274 | | | | 51.6028 | 34.0988 | 35.91754444 |
| | | | | | | | |

| | | | | | | | |
|---|---|---|---|---|---|---|---|
| Shores & Carstairs, | | 1998 | 18 "fake | good" | | D2 | |
| L | 65 | 8.5 | 79.3 | 11.36 | 8.1796 | 34.3396 | 204.49 |
| F | 55 | 6.5 | 42.5 | 4 | 6.25 | 2.25 | 156.25 |
| K | 47 | 4.9 | 67.4 | 8.98 | 16.6464 | 12.1104 | 416.16 |
| 1 | 70 | 9.5 | 49.2 | 5.34 | 17.3056 | 0.02559999 | 432.64 |
| 2 | 57 | 6.9 | 43.1 | 4.12 | 7.7284 | 1.9044 | 193.21 |
| 3 | 52 | 5.9 | 49.8 | 5.46 | 0.19360000 | 0.00160000 | 4.84000000 |
| 4 | 62 | 7.9 | 48.3 | 5.16 | 7.50760000 | 0.11560000 | 187.69 |
| 5 | 48 | 5.1 | 56.7 | 6.84 | 3.0276 | 1.7956 | 75.690000 |
| 6 | 57 | 6.9 | 48.1 | 5.12 | 3.1684 | 0.1444 | 79.21 |
| 7 | 62 | 7.9 | 48 | 5.1 | 7.84 | 0.16 | 196 |
| 8 | 70 | 9.5 | 48.9 | 5.28 | 17.8084 | 0.04840000 | 445.21 |
| 9 | 75 | 10.5 | 49.9 | 5.48 | 25.2004 | 0.00040000 | 630.01 |
| 0 | 59 | 7.3 | 37.1 | 2.92 | 19.1844 | 6.6564 | 479.61 |
| | | | | | Sum d2 | Sum D2 | 3501.01 |
| rp = | -0.1250357 | | | | 140.0404 | 59.5524 | 59.1693332 |
| | | | | | | | |
| Shores & Carstairs, | | 1998 | 18 standar | rd instructio | ons | D2 | |
| L | 65 | 8.5 | 46.3 | 4.76 | 13.9876 | 0.5476 | 349.69 |
| F | 55 | 6.5 | 46.8 | 4.86 | 2.6896 | 0.40960000 | 67.240000 |
| K | 47 | 4.9 | 55.9 | 6.68 | 3.1684 | 1.3924 | 79.21 |
| 1 | 70 | 9.5 | 51.4 | 5.78 | 13.8384 | 0.07839999 | 345.96 |
| 2 | 57 | 6.9 | 49.7 | 5.44 | 2.1316 | 0.00359999 | 53.29 |
| 3 | 52 | 5.9 | 55.6 | 6.62 | 0.5184 | 1.2544 | 12.96 |
| 4 | 62 | 7.9 | 53.3 | 6.16 | 3.0276 | 0.43559999 | 75.690000 |
| 5 | 48 | 5.1 | 53.3 | 6.16 | 1.1236 | 0.43559999 | 28.09 |
| 6 | 57 | 6.9 | 49.4 | 5.38 | 2.3104 | 0.0144 | 57.76 |
| 7 | 62 | 7.9 | 52.4 | 5.98 | 3.6864 | 0.2304 | 92.16 |
| 8 | 70 | 9.5 | 52.2 | 5.94 | 12.6736 | 0.1936 | 316.84 |
| 9 | 75 | 10.5 | 48.8 | 5.26 | 27.4576 | 0.05760000 | 686.44 |
| 0 | 59 | 7.3 | 44.9 | 4.48 | 7.9524 | 1.0404 | 198.81 |
| | | | | | Sum d2 | Sum D2 | 2364.14 |
| rp = | -0.2607132 | | | | 94.5656 | 6.0936 | 48.6224228 |
| | | | | | | | |
| Sillanpaa et al, 1999. Gulf War Syndrome | | | | Mixed | Cluster 2 | N = 18 | |
| L | 65 | 8.5 | 65.3 | 8.56 | 0.00359999 | 9.36359999 | 0.08999999 |
| F | 55 | 6.5 | 43.6 | 4.22 | 5.1984 | 1.6384 | 129.96 |
| K | 47 | 4.9 | 56.9 | 6.88 | 3.9204 | 1.9044 | 98.01 |
| 1 | 70 | 9.5 | 56.4 | 6.78 | 7.3984 | 1.6384 | 184.96 |
| 2 | 57 | 6.9 | 55 | 6.5 | 0.16 | 1 | 4 |
| 3 | 52 | 5.9 | 54.7 | 6.44 | 0.2916 | 0.88360000 | 7.29000000 |
| 4 | 62 | 7.9 | 50.1 | 5.52 | 5.6644 | 0.00040000 | 141.61 |
| 5 | 48 | 5.1 | 47.1 | 4.92 | 0.03239999 | 0.3364 | 0.80999999 |
| 6 | 57 | 6.9 | 46.3 | 4.76 | 4.5796 | 0.5476 | 114.49 |
| 7 | 62 | 7.9 | 48.2 | 5.14 | 7.6176 | 0.1296 | 190.44 |
| 8 | 70 | 9.5 | 48.7 | 5.24 | 18.1476 | 0.06759999 | 453.69 |

| | | | | | | | |
|---|---|---|---|---|---|---|---|
| 9 | 75 | 10.5 | 49.1 | 5.32 | 26.8324 | 0.03239999 | 670.81 |
| 0 | 59 | 7.3 | 45.6 | 4.62 | 7.1824 | 0.7744 | 179.56 |
| | | | | | Sum d2 | Sum D2 | |
| rp = | -0.1250892 | | Checked | | 87.0288 | 18.3168 | 2175.72 |
| | | | | | | | 46.6446138 |
| | | | | | | | |
| Singer, 2001 | | 243 with lung disease | | Mixed | End-Stage | | |
| L | 65 | 8.5 | 57.16 | 6.932 | 2.458624 | 2.050624 | 61.465600 |
| F | 55 | 6.5 | 52.65 | 6.03 | 0.22090000 | 0.28089999 | 5.52250000 |
| K | 47 | 4.9 | 52.18 | 5.936 | 1.073296 | 0.190096 | 26.8324 |
| 1 | 70 | 9.5 | 66.71 | 8.842 | 0.43296400 | 11.168964 | 10.8241 |
| 2 | 57 | 6.9 | 62.85 | 8.07 | 1.3689 | 6.6049 | 34.2225 |
| 3 | 52 | 5.9 | 66.2 | 8.74 | 8.0656 | 10.4976 | 201.64 |
| 4 | 62 | 7.9 | 52.88 | 6.076 | 3.326976 | 0.33177600 | 83.17439999 |
| 5 | 48 | 5.1 | 50.66 | 5.632 | 0.283024 | 0.01742399 | 7.07559999 |
| 6 | 57 | 6.9 | 50.15 | 5.53 | 1.8769 | 0.00089999 | 46.9225 |
| 7 | 62 | 7.9 | 54.69 | 6.438 | 2.137444 | 0.879844 | 53.4361 |
| 8 | 70 | 9.5 | 52.62 | 6.024 | 12.082576 | 0.27457599 | 302.0644 |
| 9 | 75 | 10.5 | 48.91 | 5.282 | 27.227524 | 0.04752400 | 680.6881 |
| 0 | 59 | 7.3 | 51 | 5.7 | 2.56 | 0.04000000 | 64 |
| | | | | | Sum d2 | Sum D2 | |
| rp = | 0.12860981 | | Checked | | 63.114728 | 32.385128 | 1577.8682 |
| | | | | | | | 39.722389 |
| | | | | | | | |
| Slesinger, | 2002 | 209 mixed | chronic | pain | | | |
| L | 65 | 8.5 | 60.56 | 7.612 | 0.788544 | 4.460544 | 19.7136 |
| F | 55 | 6.5 | 59.17 | 7.334 | 0.69555600 | 3.363556 | 17.3889 |
| K | 47 | 4.9 | 50.25 | 5.55 | 0.42249999 | 0.00249999 | 10.5625 |
| 1 | 70 | 9.5 | 77.14 | 10.928 | 2.039184 | 29.463184 | 50.9796 |
| 2 | 57 | 6.9 | 69.31 | 9.362 | 6.061444 | 14.915044 | 151.5361 |
| 3 | 52 | 5.9 | 76.92 | 10.884 | 24.840256 | 28.987456 | 621.0064 |
| 4 | 62 | 7.9 | 58.38 | 7.176 | 0.524176 | 2.808976 | 13.1044 |
| 5 | 48 | 5.1 | 50.27 | 5.554 | 0.20611600 | 0.00291600 | 5.15290000 |
| 6 | 57 | 6.9 | 57.53 | 7.006 | 0.011236 | 2.268036 | 0.28090000 |
| 7 | 62 | 7.9 | 62.8 | 8.06 | 0.02559999 | 6.55359999 | 0.63999999 |
| 8 | 70 | 9.5 | 63.15 | 8.13 | 1.8769 | 6.91689999 | 46.9225 |
| 9 | 75 | 10.5 | 53.64 | 6.228 | 18.249984 | 0.529984 | 456.2496 |
| 0 | 59 | 7.3 | 53.15 | 6.13 | 1.3689 | 0.3969 | 34.2225 |
| | | | | | Sum d2 | Sum D2 | |
| rp = | 0.44858165 | | Checked | | 57.110396 | 100.669596 | 1427.7599 |
| | | | | | | | 37.7857102 |
| | | | | | | | |
| Storm, | 2000 | 192 males | with Axis I | diagnoses | | | |
| L | 65 | 8.5 | 52.15 | 5.93 | 6.6049 | 0.1849 | 165.1225 |
| F | 55 | 6.5 | 73.98 | 10.296 | 14.409616 | 23.001616 | 360.2404 |
| K | 47 | 4.9 | 45.62 | 4.624 | 0.07617600 | 0.76737600 | 1.90440000 |

| | | | | | | | |
|---|---|---|---|---|---|---|---|
| 1 | 70 | 9.5 | 59.25 | 7.35 | 4.6225 | 3.4225 | 115.5625 |
| 2 | 57 | 6.9 | 66.51 | 8.802 | 3.617604 | 10.903204 | 90.440100 |
| 3 | 52 | 5.9 | 60.49 | 7.598 | 2.883204 | 4.401604 | 72.0801 |
| 4 | 62 | 7.9 | 69.48 | 9.396 | 2.238016 | 15.178816 | 55.950400 |
| 5 | 48 | 5.1 | 53.84 | 6.268 | 1.364224 | 0.5898240 | 34.1056 |
| 6 | 57 | 6.9 | 70 | 9.5 | 6.76 | 16 | 169 |
| 7 | 62 | 7.9 | 66.3 | 8.76 | 0.7395999 | 10.6276 | 18.49 |
| 8 | 70 | 9.5 | 73.37 | 10.174 | 0.4542760 | 21.846276 | 11.3569 |
| 9 | 75 | 10.5 | 57.69 | 7.038 | 11.985444 | 2.365444 | 299.6361 |
| 0 | 59 | 7.3 | 59.98 | 7.496 | 0.0384159 | 3.984016 | 0.9603999 |
| | | | | | Sum d2 | Sum D2 | |
| rp = | 0.4891296 | | Checked | | 55.793976 | 113.273176 | 1394.8494 |
| | | | | | | | 37.347682 |
| | | | | | | | |
| Storm, | 2000 | 160 female | with Axis I | diagnoses | | | |
| L | 65 | 8.5 | 52.96 | 6.092 | 5.798464 | 0.3504640 | 144.9616 |
| F | 55 | 6.5 | 79.22 | 11.344 | 23.464336 | 34.152336 | 586.6084 |
| K | 47 | 4.9 | 44.33 | 4.366 | 0.2851560 | 1.285956 | 7.1289000 |
| 1 | 70 | 9.5 | 59.74 | 7.448 | 4.210704 | 3.794704 | 105.2676 |
| 2 | 57 | 6.9 | 65.86 | 8.672 | 3.139984 | 10.061584 | 78.4996 |
| 3 | 52 | 5.9 | 60.73 | 7.646 | 3.048516 | 4.605316 | 76.2128999 |
| 4 | 62 | 7.9 | 69.53 | 9.406 | 2.268036 | 15.256836 | 56.7009 |
| 5 | 48 | 5.1 | 52.63 | 6.026 | 0.8574760 | 0.2766760 | 21.4369 |
| 6 | 57 | 6.9 | 72.43 | 9.986 | 9.523396 | 20.124196 | 238.0849 |
| 7 | 62 | 7.9 | 67.07 | 8.914 | 1.028196 | 11.655396 | 25.7048999 |
| 8 | 70 | 9.5 | 72.85 | 10.07 | 0.3248999 | 20.8849 | 8.1224999 |
| 9 | 75 | 10.5 | 59.14 | 7.328 | 10.061584 | 3.341584 | 251.5396 |
| 0 | 59 | 7.3 | 58.79 | 7.258 | 0.0017639 | 3.090564 | 0.0441000 |
| | | | | | Sum d2 | Sum D2 | |
| rp = | 0.4715235 | | Checked | | 64.012512 | 128.880512 | 1600.3128 |
| | | | | | | | 40.003909 |
| | | | | | | | |
| Strong | 2002 | 294 normal | l college | students | mixed | | |
| L | 65 | 8.5 | 48.64 | 5.228 | 10.705984 | 0.0739840 | 267.6496 |
| F | 55 | 6.5 | 56.57 | 6.814 | 0.098596 | 1.726596 | 2.4649 |
| K | 47 | 4.9 | 45.62 | 4.624 | 0.0761760 | 0.7673760 | 1.9044000 |
| 1 | 70 | 9.5 | 54.56 | 6.412 | 9.535744 | 0.8317440 | 238.3936 |
| 2 | 57 | 6.9 | 51.04 | 5.708 | 1.420864 | 0.0432640 | 35.5216 |
| 3 | 52 | 5.9 | 47.93 | 5.086 | 0.662596 | 0.171396 | 16.5649 |
| 4 | 62 | 7.9 | 53.2 | 6.14 | 3.0976 | 0.4096000 | 77.44 |
| 5 | 48 | 5.1 | 53.38 | 6.176 | 1.157776 | 0.456976 | 28.9444 |
| 6 | 57 | 6.9 | 54.18 | 6.336 | 0.318096 | 0.6988960 | 7.9524 |
| 7 | 62 | 7.9 | 56.8 | 6.86 | 1.0816 | 1.8496 | 27.04 |
| 8 | 70 | 9.5 | 56.84 | 6.868 | 6.927424 | 1.871424 | 173.1856 |
| 9 | 75 | 10.5 | 57.98 | 7.096 | 11.587216 | 2.547216 | 289.6804 |
| 0 | 59 | 7.3 | 49.76 | 5.452 | 3.415104 | 0.002304 | 85.3776 |

| | | | | | | | |
|---|---|---|---|---|---|---|---|
| | | | | | Sum d2 | Sum D2 | |
| rp = | 0.0967183 | | Checked | | 50.084776 | 11.450376 | 1252.1194 |
| | | | | | | | 35.385299 |
| | | | | | | | |
| Strong | 2002 | 924 mixed | pre-emplo | yment and | returs | | |
| L | 65 | 8.5 | 63.94 | 8.288 | 0.0449439 | 7.772944 | 1.1236 |
| F | 55 | 6.5 | 41.77 | 3.854 | 7.001316 | 2.709316 | 175.0329 |
| K | 47 | 4.9 | 60.64 | 7.628 | 7.441984 | 4.528384 | 186.0496 |
| 1 | 70 | 9.5 | 38.7 | 3.24 | 39.1876 | 5.1076 | 979.69 |
| 2 | 57 | 6.9 | 45.84 | 4.668 | 4.981824 | 0.6922239 | 124.5456 |
| 3 | 52 | 5.9 | 46.82 | 4.864 | 1.073296 | 0.404496 | 26.8324 |
| 4 | 62 | 7.9 | 44.53 | 4.406 | 12.208036 | 1.196836 | 305.2009 |
| 5 | 48 | 5.1 | 45.5 | 4.6 | 0.25 | 0.8100000 | 6.25 |
| 6 | 57 | 6.9 | 44.7 | 4.44 | 6.0516 | 1.1236 | 151.29 |
| 7 | 62 | 7.9 | 37.53 | 3.006 | 23.951236 | 6.220036 | 598.7809 |
| 8 | 70 | 9.5 | 37.81 | 3.062 | 41.447844 | 5.943844 | 1036.1961 |
| 9 | 75 | 10.5 | 47.38 | 4.976 | 30.514576 | 0.2745759 | 762.8644 |
| 0 | 59 | 7.3 | 39.2 | 3.34 | 15.6816 | 4.6656 | 392.04 |
| | | | | | Sum d2 | Sum D2 | |
| rp = | -0.3528525 | | Checked | | 189.83585 | 41.449456 | 4745.8964 |
| | | | | | | | 68.890466 |
| | | | | | | | |
| Ziegler, 19 | 95 | 51 mixed m | igrinaes | | | | |
| L | 65 | 8.5 | 53.86 | 6.272 | 4.963984 | 0.595984 | 124.0996 |
| F | 55 | 6.5 | 51.25 | 5.75 | 0.5625 | 0.0625 | 14.0625 |
| K | 47 | 4.9 | 53.45 | 6.19 | 1.6641 | 0.4761000 | 41.6025 |
| 1 | 70 | 9.5 | 62.27 | 7.954 | 2.390116 | 6.022116 | 59.7529 |
| 2 | 57 | 6.9 | 53.76 | 6.252 | 0.4199040 | 0.565504 | 10.4976 |
| 3 | 52 | 5.9 | 58.92 | 7.284 | 1.915456 | 3.182656 | 47.8864 |
| 4 | 62 | 7.9 | 52.9 | 6.08 | 3.3124 | 0.3364 | 82.81 |
| 5 | 48 | 5.1 | 48.65 | 5.23 | 0.0169 | 0.0729000 | 0.4224999 |
| 6 | 57 | 6.9 | 52.86 | 6.072 | 0.6855840 | 0.327184 | 17.1396 |
| 7 | 62 | 7.9 | 52.98 | 6.096 | 3.254416 | 0.3552159 | 81.360400 |
| 8 | 70 | 9.5 | 52 | 5.9 | 12.96 | 0.16 | 324 |
| 9 | 75 | 10.5 | 49.29 | 5.358 | 26.440164 | 0.0201640 | 661.0041 |
| 0 | 59 | 7.3 | 49.29 | 5.358 | 3.771364 | 0.0201640 | 94.2841 |
| | | | | | Sum d2 | Sum D2 | |
| rp = | -0.0064561 | | Checked | | 62.356888 | 12.196888 | 1558.9222 |
| | | | | | | | 39.483188 |
| | | | | | | | |
| Ziegler, 19 | 95 | 53 mixed | mixed hea | daches | | | |
| L | 65 | 8.5 | 49.89 | 5.478 | 9.132484 | 0.0004840 | 228.3121 |
| F | 55 | 6.5 | 50.62 | 5.624 | 0.7673760 | 0.0153759 | 19.1844 |
| K | 47 | 4.9 | 48.38 | 5.176 | 0.0761759 | 0.104976 | 1.9044000 |
| 1 | 70 | 9.5 | 61.32 | 7.764 | 3.013696 | 5.125696 | 75.3424 |
| 2 | 57 | 6.9 | 54.79 | 6.458 | 0.195364 | 0.917764 | 4.8841 |

| | | | | | | | |
|---|---|---|---|---|---|---|---|
| 3 | 52 | 5.9 | 58.21 | 7.142 | 1.542564 | 2.696164 | 38.5641 |
| 4 | 62 | 7.9 | 51.94 | 5.888 | 4.048144 | 0.150544 | 101.2036 |
| 5 | 48 | 5.1 | 48.19 | 5.138 | 0.0014440 | 0.131044 | 0.0360999 |
| 6 | 57 | 6.9 | 53.75 | 6.25 | 0.4225 | 0.5625 | 10.5625 |
| 7 | 62 | 7.9 | 54.38 | 6.376 | 2.322576 | 0.7673760 | 58.0644 |
| 8 | 70 | 9.5 | 53 | 6.1 | 11.56 | 0.36 | 289 |
| 9 | 75 | 10.5 | 51.26 | 5.752 | 22.543504 | 0.0635039 | 563.5876 |
| 0 | 59 | 7.3 | 50.98 | 5.696 | 2.572816 | 0.0384159 | 64.3204 |
| | | | | | Sum d2 | Sum D2 | |
| rp = | 0.0176821 | | Checked | | 58.198644 | 10.933844 | 1454.9661 |
| | | | | | | | 38.144017 |
| | | | | | | | |
| Wetter et al | al 1992 | 35 normies | answering | randomly | | | |
| L | 65 | 8.5 | 66.91 | 8.882 | 0.145924 | 11.437924 | 3.6480999 |
| F | 55 | 6.5 | 119.29 | 19.358 | 165.32816 | 192.04416 | 4133.2041 |
| K | 47 | 4.9 | 50.43 | 5.586 | 0.470596 | 0.0073960 | 11.7649 |
| 1 | 70 | 9.5 | 73.94 | 10.288 | 0.620944 | 22.924944 | 15.5236 |
| 2 | 57 | 6.9 | 69.4 | 9.38 | 6.1504 | 15.0544 | 153.76 |
| 3 | 52 | 5.9 | 68.91 | 9.282 | 11.437924 | 14.303524 | 285.9481 |
| 4 | 62 | 7.9 | 72.6 | 10.02 | 4.4944 | 20.4304 | 112.36 |
| 5 | 48 | 5.1 | 63.8 | 8.26 | 9.9856 | 7.6176 | 249.64 |
| 6 | 57 | 6.9 | 87.29 | 12.958 | 36.699364 | 55.621764 | 917.4841 |
| 7 | 62 | 7.9 | 76.31 | 10.762 | 8.191044 | 27.688644 | 204.7761 |
| 8 | 70 | 9.5 | 95.03 | 14.506 | 25.060036 | 81.108036 | 626.5009 |
| 9 | 75 | 10.5 | 67.4 | 8.98 | 2.3104 | 12.1104 | 57.759999 |
| 0 | 59 | 7.3 | 57.09 | 6.918 | 0.1459239 | 2.010724 | 3.6480999 |
| | | | | | Sum d2 | Sum D2 | |
| rp = | 0.3074748 | | Checked | | 271.04072 | 462.35992 | 6776.018 |
| | | | | | | | 82.316571 |
| | | | | | | | |
| Wetter et al | al 1992 | 68 normal | controls | answering | honestly | | |
| L | 65 | 8.5 | 48.12 | 5.124 | 11.397376 | 0.141376 | 284.9344 |
| F | 55 | 6.5 | 52.56 | 6.012 | 0.238144 | 0.262144 | 5.9535999 |
| K | 47 | 4.9 | 48.38 | 5.176 | 0.0761759 | 0.104976 | 1.9044000 |
| 1 | 70 | 9.5 | 49.92 | 5.484 | 16.128256 | 0.000256 | 403.2064 |
| 2 | 57 | 6.9 | 48.91 | 5.282 | 2.617924 | 0.0475240 | 65.4481000 |
| 3 | 52 | 5.9 | 48.63 | 5.226 | 0.4542759 | 0.0750759 | 11.3569 |
| 4 | 62 | 7.9 | 51.92 | 5.884 | 4.064256 | 0.147456 | 101.6064 |
| 5 | 48 | 5.1 | 52.82 | 6.064 | 0.9292960 | 0.318096 | 23.2324 |
| 6 | 57 | 6.9 | 51.5 | 5.8 | 1.21 | 0.0899999 | 30.25 |
| 7 | 62 | 7.9 | 53.74 | 6.248 | 2.729104 | 0.559504 | 68.2276 |
| 8 | 70 | 9.5 | 52.69 | 6.038 | 11.985444 | 0.2894439 | 299.6361 |
| 9 | 75 | 10.5 | 54.93 | 6.486 | 16.112196 | 0.972196 | 402.8049 |
| 0 | 59 | 7.3 | 48.15 | 5.13 | 4.7089 | 0.1369 | 117.7225 |
| | | | | | Sum d2 | Sum D2 | |
| rp = | -0.1609699 | | Checked | | 72.651348 | 3.144948 | 1816.2837 |

| | | | | | | | |
|---|---|---|---|---|---|---|---|
| | | | | | | | 42.617880 |
| | | | | | | | |
| Mcmahon | 2001 | 97 drugers | with high | pathology | | | |
| L | 65 | 8.5 | 47.1 | 4.92 | 12.8164 | 0.3364 | 320.41 |
| F | 55 | 6.5 | 76 | 10.7 | 17.64 | 27.04 | 441 |
| K | 47 | 4.9 | 41.5 | 3.8 | 1.21 | 2.89 | 30.25 |
| 1 | 70 | 9.5 | 66.9 | 8.88 | 0.3843999 | 11.4244 | 9.6099999 |
| 2 | 57 | 6.9 | 73.1 | 10.12 | 10.3684 | 21.3444 | 259.21 |
| 3 | 52 | 5.9 | 64.5 | 8.4 | 6.25 | 8.41 | 156.25 |
| 4 | 62 | 7.9 | 78.8 | 11.26 | 11.2896 | 33.1776 | 282.24 |
| 5 | 48 | 5.1 | 53.7 | 6.24 | 1.2996 | 0.5476 | 32.49 |
| 6 | 57 | 6.9 | 68.4 | 9.18 | 5.1984 | 13.5424 | 129.96 |
| 7 | 62 | 7.9 | 74.3 | 10.36 | 6.0516 | 23.6196 | 151.29 |
| 8 | 70 | 9.5 | 77.2 | 10.94 | 2.0736 | 29.5936 | 51.84 |
| 9 | 75 | 10.5 | 65 | 8.5 | 4 | 9 | 100 |
| 0 | 59 | 7.3 | 60.4 | 7.58 | 0.0784000 | 4.3264 | 1.96 |
| | | | | | Sum d2 | Sum D2 | |
| rp = | 0.4978153 | | males | | 78.6604 | 185.2524 | 1966.51 |
| | | | | | | | 44.345349 |
| | | | | | | | |
| Mcmahon | 2001 | Cluster 2 | | | | | |
| L | 65 | 8.5 | 52.3 | 5.96 | 6.4516 | 0.2115999 | 161.29 |
| F | 55 | 6.5 | 42.1 | 3.92 | 6.6564 | 2.4964 | 166.41 |
| K | 47 | 4.9 | 49.3 | 5.36 | 0.2115999 | 0.0196000 | 5.2899999 |
| 1 | 70 | 9.5 | 51.9 | 5.88 | 13.1044 | 0.1444 | 327.61 |
| 2 | 57 | 6.9 | 54.2 | 6.34 | 0.3136 | 0.7056000 | 7.8399999 |
| 3 | 52 | 5.9 | 47.6 | 5.02 | 0.7744 | 0.2304 | 19.36 |
| 4 | 62 | 7.9 | 61.8 | 7.86 | 0.0016000 | 5.5696 | 0.0400000 |
| 5 | 48 | 5.1 | 47.5 | 5 | 0.0099999 | 0.25 | 0.25 |
| 6 | 57 | 6.9 | 50.6 | 5.62 | 1.6384 | 0.0144 | 40.96 |
| 7 | 62 | 7.9 | 51.1 | 5.72 | 4.7524 | 0.0484000 | 118.81 |
| 8 | 70 | 9.5 | 51 | 5.7 | 14.44 | 0.0400000 | 361 |
| 9 | 75 | 10.5 | 58 | 7.1 | 11.56 | 2.56 | 289 |
| 0 | 59 | 7.3 | 47 | 4.9 | 5.76 | 0.36 | 144 |
| | | | | | Sum d2 | Sum D2 | |
| rp = | -0.0286956 | | Males | | 65.6744 | 12.6504 | 1641.86 |
| | | | | | | | 40.519871 |
| | | | | | | | |
| Mcmahon | 2001 | Cluster 3 | | | | | |
| L | 65 | 8.5 | 45.3 | 4.56 | 15.5236 | 0.8836000 | 388.09 |
| F | 55 | 6.5 | 69.3 | 9.36 | 8.1796 | 14.8996 | 204.49 |
| K | 47 | 4.9 | 36.3 | 2.76 | 4.5796 | 7.5076 | 114.49 |
| 1 | 70 | 9.5 | 51.6 | 5.82 | 13.5424 | 0.1024 | 338.56 |
| 2 | 57 | 6.9 | 62.6 | 8.02 | 1.2544 | 6.3504 | 31.36 |
| 3 | 52 | 5.9 | 43 | 4.1 | 3.24 | 1.96 | 81 |
| 4 | 62 | 7.9 | 62.8 | 8.06 | 0.0255999 | 6.5535999 | 0.6399999 |

| | | | | | | | |
|---|---|---|---|---|---|---|---|
| 5 | 48 | 5.1 | 50.9 | 5.68 | 0.3364 | 0.03239999 | 8.40999999 |
| 6 | 57 | 6.9 | 61.6 | 7.82 | 0.8464 | 5.3824 | 21.16 |
| 7 | 62 | 7.9 | 63.6 | 8.22 | 0.1024 | 7.3984 | 2.56 |
| 8 | 70 | 9.5 | 65.3 | 8.56 | 0.88360000 | 9.36359999 | 22.09 |
| 9 | 75 | 10.5 | 60.2 | 7.54 | 8.76159999 | 4.1616 | 219.04 |
| 0 | 59 | 7.3 | 62 | 7.9 | 0.36000000 | 5.76 | 9 |
| | | | | | Sum d2 | Sum D2 | |
| rp = | 0.35003992 | | Males | | 57.6356 | 70.3556 | 1440.89 |
| | | | | | | | 37.959056 |
| | | | | | | | |
| Inmann | 2002 | ASX | N = 61 | | | | |
| L | 65 | 8.5 | 50.62 | 5.624 | 8.271376 | 0.01537599 | 206.7844 |
| F | 55 | 6.5 | 56.79 | 6.858 | 0.128164 | 1.844164 | 3.2041 |
| K | 47 | 4.9 | 45.51 | 4.602 | 0.08880400 | 0.80640400 | 2.22010000 |
| 1 | 70 | 9.5 | 53.66 | 6.232 | 10.679824 | 0.53582399 | 266.9956 |
| 2 | 57 | 6.9 | 55.23 | 6.546 | 0.12531600 | 1.094116 | 3.13290000 |
| 3 | 52 | 5.9 | 54.77 | 6.454 | 0.306916 | 0.91011600 | 7.67290000 |
| 4 | 62 | 7.9 | 57.45 | 6.99 | 0.8281 | 2.2201 | 20.7025 |
| 5 | 48 | 5.1 | 61.28 | 7.756 | 7.054336 | 5.089536 | 176.3584 |
| 6 | 57 | 6.9 | 58.04 | 7.108 | 0.04326399 | 2.585664 | 1.0816 |
| 7 | 62 | 7.9 | 56.25 | 6.75 | 1.3225 | 1.5625 | 33.0625 |
| 8 | 70 | 9.5 | 58.53 | 7.206 | 5.262436 | 2.910436 | 131.5609 |
| 9 | 75 | 10.5 | 55.08 | 6.516 | 15.872256 | 1.032256 | 396.8064 |
| 0 | 59 | 7.3 | 49.43 | 5.386 | 3.663396 | 0.012996 | 91.5849 |
| | | | | | Sum d2 | Sum D2 | |
| rp = | 0.13211441 | | Checked | | 53.646688 | 20.619488 | 1341.1672 |
| | | | | | | | 36.621949 |
| | | | | | | | |
| Inmann | 2002 | SX | N =36 | | | | |
| L | 65 | 8.5 | 50.25 | 5.55 | 8.7025 | 0.00249999 | 217.5625 |
| F | 55 | 6.5 | 59.96 | 7.492 | 0.984064 | 3.968064 | 24.6016 |
| K | 47 | 4.9 | 46.61 | 4.822 | 0.00608400 | 0.459684 | 0.1521 |
| 1 | 70 | 9.5 | 66.36 | 8.772 | 0.529984 | 10.705984 | 13.2496 |
| 2 | 57 | 6.9 | 62.82 | 8.064 | 1.354896 | 6.574096 | 33.8724 |
| 3 | 52 | 5.9 | 62.25 | 7.95 | 4.2025 | 6.0025 | 105.0625 |
| 4 | 62 | 7.9 | 61.29 | 7.758 | 0.02016400 | 5.098564 | 0.50410000 |
| 5 | 48 | 5.1 | 60.79 | 7.658 | 6.543364 | 4.656964 | 163.5841 |
| 6 | 57 | 6.9 | 60.43 | 7.586 | 0.470596 | 4.351396 | 11.7649 |
| 7 | 62 | 7.9 | 61.43 | 7.786 | 0.01299600 | 5.225796 | 0.3249 |
| 8 | 70 | 9.5 | 64.82 | 8.464 | 1.073296 | 8.78529599 | 26.83240000 |
| 9 | 75 | 10.5 | 54.64 | 6.428 | 16.581184 | 0.861184 | 414.5296 |
| 0 | 59 | 7.3 | 53.29 | 6.158 | 1.304164 | 0.43296399 | 32.6041 |
| | | | | | Sum d2 | Sum D2 | |
| rp = | 0.43635838 | | Checked | | 41.785792 | 57.124992 | 1044.6448 |
| | | | | | | | 32.320965 |
| | | | | | | | |

| | | | | | | | |
|---|---|---|---|---|---|---|---|
| Inmann | 2002 | AIDS | N =67 | | | | |
| L | 65 | 8.5 | 51.14 | 5.728 | 7.683984 | 0.05198399 | 192.0996 |
| F | 55 | 6.5 | 57.51 | 7.002 | 0.252004 | 2.256004 | 6.30009999 |
| K | 47 | 4.9 | 48.23 | 5.146 | 0.06051599 | 0.12531600 | 1.51289999 |
| 1 | 70 | 9.5 | 65.49 | 8.598 | 0.81360400 | 9.59760399 | 20.3401 |
| 2 | 57 | 6.9 | 62.53 | 8.006 | 1.223236 | 6.280036 | 30.5809 |
| 3 | 52 | 5.9 | 63.96 | 8.292 | 5.721664 | 7.795264 | 143.0416 |
| 4 | 62 | 7.9 | 60.51 | 7.602 | 0.08880400 | 4.418404 | 2.22010000 |
| 5 | 48 | 5.1 | 59.83 | 7.466 | 5.597956 | 3.865156 | 139.9489 |
| 6 | 57 | 6.9 | 57.7 | 7.04 | 0.01960000 | 2.3716 | 0.49000000 |
| 7 | 62 | 7.9 | 59.35 | 7.37 | 0.2809 | 3.4969 | 7.02249999 |
| 8 | 70 | 9.5 | 62.12 | 7.924 | 2.483776 | 5.875776 | 62.0944 |
| 9 | 75 | 10.5 | 55.51 | 6.602 | 15.194404 | 1.214404 | 379.8601 |
| 0 | 59 | 7.3 | 49.68 | 5.436 | 3.474496 | 0.00409600 | 86.8624 |
| | | | | | Sum d2 | Sum D2 | |
| rp = | 0.3854922 | | Checked | | 42.894944 | 47.352544 | 1072.3736 |
| | | | | | | | 32.74711159 |
| | | | | | | | |
| Glenn | 2002 | 134 male | Vietnam P | TSD | | | |
| L | 65 | 8.5 | 50.8 | 5.66 | 8.0656 | 0.02559999 | 201.64 |
| F | 55 | 6.5 | 81.4 | 11.78 | 27.8784 | 39.4384 | 696.96 |
| K | 47 | 4.9 | 37.6 | 3.02 | 3.5344 | 6.1504 | 88.36 |
| 1 | 70 | 9.5 | 77.2 | 10.94 | 2.0736 | 29.5936 | 51.84 |
| 2 | 57 | 6.9 | 83.6 | 12.22 | 28.3024 | 45.1584 | 707.56 |
| 3 | 52 | 5.9 | 73.9 | 10.28 | 19.1844 | 22.8484 | 479.61 |
| 4 | 62 | 7.9 | 69.3 | 9.36 | 2.1316 | 14.8996 | 53.29 |
| 5 | 48 | 5.1 | 51.4 | 5.78 | 0.4624 | 0.07839999 | 11.56 |
| 6 | 57 | 6.9 | 75.7 | 10.64 | 13.9876 | 26.4196 | 349.69 |
| 7 | 62 | 7.9 | 82.2 | 11.94 | 16.3216 | 41.4736 | 408.04 |
| 8 | 70 | 9.5 | 85.4 | 12.58 | 9.48640000 | 50.1264 | 237.16 |
| 9 | 75 | 10.5 | 54.8 | 6.46 | 16.3216 | 0.92159999 | 408.04 |
| 0 | 59 | 7.3 | 72.2 | 9.94 | 6.96960000 | 19.7136 | 174.24 |
| | | | | | Sum d2 | Sum D2 | |
| rp = | 0.38226712 | | Checked | | 154.7196 | 296.8476 | 3867.99 |
| | | | | | | | 62.19316684 |
| | | | | | | | |
| Glenn | 2002 | 38 Gulf W | ar PTSD | males | | | |
| L | 65 | 8.5 | 51.4 | 5.78 | 7.3984 | 0.07839999 | 184.96 |
| F | 55 | 6.5 | 79.1 | 11.32 | 23.2324 | 33.8724 | 580.81 |
| K | 47 | 4.9 | 37.2 | 2.94 | 3.8416 | 6.5536 | 96.03999999 |
| 1 | 70 | 9.5 | 80.6 | 11.62 | 4.4944 | 37.4544 | 112.36 |
| 2 | 57 | 6.9 | 79 | 11.3 | 19.36 | 33.64 | 484 |
| 3 | 52 | 5.9 | 76.5 | 10.8 | 24.01 | 28.09 | 600.25 |
| 4 | 62 | 7.9 | 66.3 | 8.76 | 0.73959999 | 10.6276 | 18.49 |
| 5 | 48 | 5.1 | 49.9 | 5.48 | 0.1444 | 0.00040000 | 3.60999999 |
| 6 | 57 | 6.9 | 74.8 | 10.46 | 12.6736 | 24.6016 | 316.84 |

| | | | | | | | |
|---|---|---|---|---|---|---|---|
| 7 | 62 | 7.9 | 75.1 | 10.52 | 6.8644 | 25.2004 | 171.61 |
| 8 | 70 | 9.5 | 84.4 | 12.38 | 8.2944 | 47.3344 | 207.36 |
| 9 | 75 | 10.5 | 61.4 | 7.78 | 7.3984 | 5.1984 | 184.96 |
| 0 | 59 | 7.3 | 65.8 | 8.66 | 1.8496 | 9.9856 | 46.24 |
| | | | | | Sum d2 | Sum D2 | |
| rp = | 0.4434344 | | Checked | | 120.3012 | 262.6372 | 3007.53 |
| | | | | | | | 54.840951 |
| | | | | | | | |
| Blanchard | 2003 | 24 students | faking | forensic | faking NRR | I | |
| L | 65 | 8.5 | 51.8 | 5.86 | 6.9696 | 0.1296 | 174.24 |
| F | 55 | 6.5 | 115 | 18.5 | 144 | 169 | 3600 |
| K | 47 | 4.9 | 36.8 | 2.86 | 4.1616 | 6.9696 | 104.04 |
| 1 | 70 | 9.5 | 77.5 | 11 | 2.25 | 30.25 | 56.25 |
| 2 | 57 | 6.9 | 74 | 10.3 | 11.56 | 23.04 | 289 |
| 3 | 52 | 5.9 | 68.5 | 9.2 | 10.89 | 13.69 | 272.25 |
| 4 | 62 | 7.9 | 81.1 | 11.72 | 14.5924 | 38.6884 | 364.81 |
| 5 | 48 | 5.1 | 59.5 | 7.4 | 5.29 | 3.61 | 132.25 |
| 6 | 57 | 6.9 | 105.2 | 16.54 | 92.9296 | 121.8816 | 2323.24 |
| 7 | 62 | 7.9 | 82.6 | 12.02 | 16.9744 | 42.5104 | 424.36 |
| 8 | 70 | 9.5 | 109.5 | 17.4 | 62.41 | 141.61 | 1560.25 |
| 9 | 75 | 10.5 | 79.3 | 11.36 | 0.7395999 | 34.3396 | 18.49 |
| 0 | 59 | 7.3 | 69.5 | 9.4 | 4.41 | 15.21 | 110.25 |
| | | | | | Sum d2 | Sum D2 | |
| rp = | 0.2933225 | | Checked | | 377.1772 | 640.9292 | 9429.43 |
| | | | | | | | 97.105252 |
| | | | | | | | |
| Blanchard | 2003 | 28 students | faking | psychiatric | get admitt | ed | |
| L | 65 | 8.5 | 51.8 | 5.86 | 6.9696 | 0.1296 | 174.24 |
| F | 55 | 6.5 | 119.1 | 19.32 | 164.3524 | 190.9924 | 4108.81 |
| K | 47 | 4.9 | 37.1 | 2.92 | 3.9204 | 6.6564 | 98.01 |
| 1 | 70 | 9.5 | 87 | 12.9 | 11.56 | 54.76 | 289 |
| 2 | 57 | 6.9 | 92.8 | 14.06 | 51.2656 | 73.2736 | 1281.64 |
| 3 | 52 | 5.9 | 79.7 | 11.44 | 30.6916 | 35.2836 | 767.29 |
| 4 | 62 | 7.9 | 92.3 | 13.96 | 36.7236 | 71.5716 | 918.09 |
| 5 | 48 | 5.1 | 62 | 7.9 | 7.84 | 5.76 | 196 |
| 6 | 57 | 6.9 | 106.9 | 16.88 | 99.600400 | 129.5044 | 2490.01 |
| 7 | 62 | 7.9 | 92 | 13.9 | 36 | 70.56 | 900 |
| 8 | 70 | 9.5 | 113.9 | 18.28 | 77.0884 | 163.3284 | 1927.21 |
| 9 | 75 | 10.5 | 73.1 | 10.12 | 0.1444000 | 21.3444 | 3.6100000 |
| 0 | 59 | 7.3 | 78.7 | 11.24 | 15.5236 | 32.9476 | 388.09 |
| | | | | | Sum d2 | Sum D2 | |
| rp = | 0.2513847 | | Checked | | 541.68 | 856.112 | 13542 |
| | | | | | | | 116.370099 |
| | | | | | | | |
| Blanchard | 2003 | 432 patient | ts | psychiatric | | | |
| L | 65 | 8.5 | 51.2 | 5.74 | 7.6176 | 0.0576000 | 190.44 |

| | | | | | | | |
|---|---|---|---|---|---|---|---|
| F | 55 | 6.5 | 72.1 | 9.92 | 11.6964 | 19.5364 | 292.41 |
| K | 47 | 4.9 | 46.2 | 4.74 | 0.0256 | 0.5776 | 0.6399999 |
| 1 | 70 | 9.5 | 63.6 | 8.22 | 1.6384 | 7.3984 | 40.96 |
| 2 | 57 | 6.9 | 73.9 | 10.28 | 11.4244 | 22.8484 | 285.61 |
| 3 | 52 | 5.9 | 66.6 | 8.82 | 8.5263999 | 11.0224 | 213.16 |
| 4 | 62 | 7.9 | 71.6 | 9.82 | 3.6863999 | 18.6624 | 92.159999 |
| 5 | 48 | 5.1 | 51.7 | 5.84 | 0.5476000 | 0.1156000 | 13.69 |
| 6 | 57 | 6.9 | 70.9 | 9.68 | 7.7284000 | 17.4724 | 193.21 |
| 7 | 62 | 7.9 | 72.5 | 10 | 4.41 | 20.25 | 110.25 |
| 8 | 70 | 9.5 | 72.8 | 10.06 | 0.3135999 | 20.7936 | 7.8399999 |
| 9 | 75 | 10.5 | 57.6 | 7.02 | 12.1104 | 2.3104 | 302.76 |
| 0 | 59 | 7.3 | 57.5 | 7 | 0.0899999 | 2.25 | 2.25 |
| | | | | | Sum d2 | Sum D2 | |
| rp = | 0.4680146 | | Checked | | 69.8152 | 143.2952 | 1745.38 |
| | | | | | | | 41.777745 |
| | | | | | | | |
| McGrath | 1998 | 125 chroni | c pain pat | ients | | | |
| L | 65 | 8.5 | 57.608 | 7.0216 | 2.1856665 | 2.3152665 | 54.641664 |
| F | 55 | 6.5 | 57.392 | 6.9784 | 0.2288665 | 2.1856665 | 5.7216640 |
| K | 47 | 4.9 | 47.048 | 4.9096 | 0.0000921 | 0.3485721 | 0.0023040 |
| 1 | 70 | 9.5 | 76.72 | 10.844 | 1.806336 | 28.558336 | 45.1584 |
| 2 | 57 | 6.9 | 71.008 | 9.7016 | 7.8489625 | 17.653442 | 196.22406 |
| 3 | 52 | 5.9 | 76.968 | 10.8936 | 24.9360409 | 29.0909209 | 623.40102 |
| 4 | 62 | 7.9 | 56.248 | 6.7496 | 1.3234201 | 1.5615001 | 33.085504 |
| 5 | 48 | 5.1 | 50.608 | 5.6216 | 0.2720665 | 0.0147865 | 6.8016639 |
| 6 | 57 | 6.9 | 58.64 | 7.228 | 0.107584 | 2.985984 | 2.6896 |
| 7 | 62 | 7.9 | 63.496 | 8.1992 | 0.0895206 | 7.2856806 | 2.2380160 |
| 8 | 70 | 9.5 | 63.912 | 8.2824 | 1.4825497 | 7.7417497 | 37.063744 |
| 9 | 75 | 10.5 | 51.576 | 5.8152 | 21.9473510 | 0.0993510 | 548.68377 |
| 0 | 59 | 7.3 | 54.864 | 6.4728 | 0.6842598 | 0.9463398 | 17.106496 |
| | | | | | Sum d2 | Sum D2 | |
| rp = | 0.4094374 | | Checked | | 62.9127168 | 100.78759 | 1572.8179 |
| | | | | | | | 39.658768 |
| | | | | | | | |
| Moskowitz | 1999 | 36 mixed | NGRIs | | | | |
| L | 65 | 8.5 | 58.79 | 7.258 | 1.542564 | 3.090564 | 38.5641 |
| F | 55 | 6.5 | 57.79 | 7.058 | 0.311364 | 2.427364 | 7.7841 |
| K | 47 | 4.9 | 53.21 | 6.142 | 1.542564 | 0.412164 | 38.5641 |
| 1 | 70 | 9.5 | 51.24 | 5.748 | 14.077504 | 0.0615040 | 351.9376 |
| 2 | 57 | 6.9 | 52.29 | 5.958 | 0.887364 | 0.209764 | 22.1841 |
| 3 | 52 | 5.9 | 51.24 | 5.748 | 0.023104 | 0.0615040 | 0.5775999 |
| 4 | 62 | 7.9 | 61.65 | 7.83 | 0.0049000 | 5.4289 | 0.1225000 |
| 5 | 48 | 5.1 | 49.8 | 5.46 | 0.1296 | 0.0016000 | 3.2399999 |
| 6 | 57 | 6.9 | 57.14 | 6.928 | 0.0007839 | 2.039184 | 0.0196000 |
| 7 | 62 | 7.9 | 50.73 | 5.646 | 5.0805160 | 0.0213159 | 127.0129 |
| 8 | 70 | 9.5 | 58.28 | 7.156 | 5.494336 | 2.742336 | 137.3584 |

| | | | | | | | | |
|---|---|---|---|---|---|---|---|---|
| 9 | 75 | 10.5 | 52.72 | 6.044 | 19.855936 | 0.295936 | 496.3984 | |
| 0 | 59 | 7.3 | 51.04 | 5.708 | 2.534464 | 0.0432640( | 63.3616 | |
| | | | | | Sum d2 | Sum D2 | | |
| rp = | 0.1250029 | | Checked | | 51.485 | 16.8354 | 1287.125 | |
| | | | | | | | 35.876524 | |
| | | | | | | | | |
| Moskowitz | 1999 | 35 civilly | committed | | | | | |
| L | 65 | 8.5 | 51.67 | 5.834 | 7.107556 | 0.111556 | 177.6889 | |
| F | 55 | 6.5 | 75.22 | 10.544 | 16.353936 | 25.441936 | 408.8484 | |
| K | 47 | 4.9 | 45.87 | 4.674 | 0.0510760( | 0.6822760( | 1.2769000( | |
| 1 | 70 | 9.5 | 60.62 | 7.624 | 3.519376 | 4.511376 | 87.984400( | |
| 2 | 57 | 6.9 | 65.2 | 8.54 | 2.6896 | 9.2416000( | 67.240000( | |
| 3 | 52 | 5.9 | 56.27 | 6.754 | 0.729316 | 1.572516 | 18.2329 | |
| 4 | 62 | 7.9 | 69.36 | 9.372 | 2.166784 | 14.992384 | 54.1696 | |
| 5 | 48 | 5.1 | 56 | 6.7 | 2.56 | 1.44 | 64 | |
| 6 | 57 | 6.9 | 66.91 | 8.882 | 3.928324 | 11.437924 | 98.208099 | |
| 7 | 62 | 7.9 | 65.03 | 8.506 | 0.367236 | 9.036036 | 9.1809000( | |
| 8 | 70 | 9.5 | 71.09 | 9.718 | 0.047524 | 17.791524 | 1.1881000( | |
| 9 | 75 | 10.5 | 53.42 | 6.184 | 18.627856 | 0.467856 | 465.6964 | |
| 0 | 59 | 7.3 | 59.82 | 7.464 | 0.0268960( | 3.857296 | 0.6724 | |
| | | | | | Sum d2 | Sum D2 | | |
| rp = | 0.4409422 | | Checked | | 58.17548 | 100.58428 | 1454.387 | |
| | | | | | | | 38.136426 | |
| | | | | | | | | |
| Munley | 2002 | 114 menta | l health pa | tients in tr | eatment | | | |
| L | 65 | 8.5 | 51.61 | 5.822 | 7.171684 | 0.103684 | 179.2921 | |
| F | 55 | 6.5 | 80.52 | 11.604 | 26.050816 | 37.258816 | 651.2704 | |
| K | 47 | 4.9 | 40.93 | 3.686 | 1.473796 | 3.290596 | 36.8449 | |
| 1 | 70 | 9.5 | 71.87 | 9.874 | 0.139876 | 19.131876 | 3.4969000( | |
| 2 | 57 | 6.9 | 77.91 | 11.082 | 17.489124 | 31.158724 | 437.2281 | |
| 3 | 52 | 5.9 | 71.35 | 9.77 | 14.9769 | 18.2329 | 374.4225 | |
| 4 | 62 | 7.9 | 73.27 | 10.154 | 5.080516 | 21.659716 | 127.0129 | |
| 5 | 48 | 5.1 | 51.47 | 5.794 | 0.481636 | 0.0864359 | 12.0409 | |
| 6 | 57 | 6.9 | 75.69 | 10.638 | 13.972644 | 26.399044 | 349.3161 | |
| 7 | 62 | 7.9 | 78.13 | 11.126 | 10.407076 | 31.651876 | 260.1769 | |
| 8 | 70 | 9.5 | 81.9 | 11.88 | 5.6644 | 40.7044 | 141.61 | |
| 9 | 75 | 10.5 | 58.77 | 7.254 | 10.536516 | 3.076516 | 263.4129 | |
| 0 | 59 | 7.3 | 65.2 | 8.54 | 1.5376 | 9.2416000( | 38.44 | |
| | | | | | Sum d2 | Sum D2 | | |
| rp = | 0.4340555 | | Checked | | 114.98258 | 241.99618 | 2874.5646 | |
| | | | | | | | 53.614966 | |
| | | | | | | | | |
| Munley | 2002 | 114 menta | l health pa | tients in tr | eatment | | | |
| L | 65 | 8.5 | 51.61 | 5.822 | 7.171684 | 0.103684 | 179.2921 | |
| F | 55 | 6.5 | 80.18 | 11.536 | 25.361296 | 36.433296 | 634.0324 | |
| K | 47 | 4.9 | 40.85 | 3.67 | 1.5129 | 3.3489 | 37.8225 | |

| | | | | | | | | |
|---|---|---|---|---|---|---|---|---|
| 1 | 70 | 9.5 | 73.62 | 10.224 | 0.524176 | 22.316176 | 13.1044 | |
| 2 | 57 | 6.9 | 79.82 | 11.464 | 20.830096 | 35.569296 | 520.7524 | |
| 3 | 52 | 5.9 | 72.78 | 10.056 | 17.272336 | 20.757136 | 431.8084 | |
| 4 | 62 | 7.9 | 71.61 | 9.822 | 3.694084 | 18.679684 | 92.3521 | |
| 5 | 48 | 5.1 | 51.51 | 5.802 | 0.492804 | 0.0912039 | 12.3201 | |
| 6 | 57 | 6.9 | 75.54 | 10.608 | 13.749264 | 26.091664 | 343.7316 | |
| 7 | 62 | 7.9 | 79.2 | 11.34 | 11.8336 | 34.1056 | 295.84 | |
| 8 | 70 | 9.5 | 82.37 | 11.974 | 6.120676 | 41.912676 | 153.0169 | |
| 9 | 75 | 10.5 | 57.62 | 7.024 | 12.082576 | 2.322576 | 302.0644 | |
| 0 | 59 | 7.3 | 66.61 | 8.822 | 2.316484 | 11.035684 | 57.9121 | |
| | | | | | Sum d2 | Sum D2 | | |
| rp = | 0.4214773 | | Checked | | 122.96197 | 252.76757 | 3074.0494 | |
| | | | | | | | 55.4441105 | |
| | | | | | | | | |
| McKee, | 2001 | 30 females | charged w | ith murder | of their chi | ld (filicide) | | |
| L | 65 | 8.5 | 57 | 6.9 | 2.56 | 1.96 | 64 | |
| F | 55 | 6.5 | 78 | 11.1 | 21.16 | 31.36 | 529 | |
| K | 47 | 4.9 | 48 | 5.1 | 0.0399999 | 0.16 | 1 | |
| 1 | 70 | 9.5 | 64 | 8.3 | 1.44 | 7.84 | 36 | |
| 2 | 57 | 6.9 | 69 | 9.3 | 5.76 | 14.44 | 144 | |
| 3 | 52 | 5.9 | 63 | 8.1 | 4.84 | 6.76 | 121 | |
| 4 | 62 | 7.9 | 64 | 8.3 | 0.16 | 7.84 | 4 | |
| 5 | 48 | 5.1 | 52 | 5.9 | 0.6400000 | 0.16 | 16 | |
| 6 | 57 | 6.9 | 79 | 11.3 | 19.36 | 33.64 | 484 | |
| 7 | 62 | 7.9 | 72 | 9.9 | 4 | 19.36 | 100 | |
| 8 | 70 | 9.5 | 74 | 10.3 | 0.6400000 | 23.04 | 16 | |
| 9 | 75 | 10.5 | 52 | 5.9 | 21.16 | 0.16 | 529 | |
| 0 | 59 | 7.3 | 61 | 7.7 | 0.16 | 4.84 | 4 | |
| | | | | | Sum d2 | Sum D2 | | |
| rp = | 0.4207325 | | | | 81.92 | 151.56 | 2048 | |
| | | | | | | | 45.2548339 | |
| | | | | | | | | |
| McKee, | 2001 | 24 females | charged w | ith murder | of their chi | ld (filicide) | | |
| L | 65 | 8.5 | 57 | 6.9 | 2.56 | 1.96 | 64 | |
| F | 55 | 6.5 | 66 | 8.7 | 4.84 | 10.24 | 121 | |
| K | 47 | 4.9 | 50 | 5.5 | 0.36 | 0 | 9 | |
| 1 | 70 | 9.5 | 62 | 7.9 | 2.56 | 5.76 | 64 | |
| 2 | 57 | 6.9 | 66 | 8.7 | 3.24 | 10.24 | 81 | |
| 3 | 52 | 5.9 | 59 | 7.3 | 1.96 | 3.24 | 49 | |
| 4 | 62 | 7.9 | 62 | 7.9 | 0 | 5.76 | 0 | |
| 5 | 48 | 5.1 | 52 | 5.9 | 0.6400000 | 0.16 | 16 | |
| 6 | 57 | 6.9 | 71 | 9.7 | 7.8399999 | 17.64 | 196 | |
| 7 | 62 | 7.9 | 65 | 8.5 | 0.36 | 9 | 9 | |
| 8 | 70 | 9.5 | 66 | 8.7 | 0.6400000 | 10.24 | 16 | |
| 9 | 75 | 10.5 | 50 | 5.5 | 25 | 0 | 625 | |
| 0 | 59 | 7.3 | 59 | 7.3 | 0 | 3.24 | 0 | |

| | | | | | | | |
|---|---|---|---|---|---|---|---|
| | | | | | Sum d2 | Sum D2 | |
| rp = | 0.4345170 | | | | 50 | 77.48 | 1250 |
| | | | | | | | 35.355339 |
| | | | | | | | |
| McKee, | 2001 | 19 females | charged w | ith murder | of their par | tner (matricide) | |
| L | 65 | 8.5 | 61 | 7.7 | 0.64 | 4.84 | 16 |
| F | 55 | 6.5 | 84 | 12.3 | 33.64 | 46.24 | 841 |
| K | 47 | 4.9 | 44 | 4.3 | 0.3600000 | 1.44 | 9 |
| 1 | 70 | 9.5 | 68 | 9.1 | 0.16 | 12.96 | 4 |
| 2 | 57 | 6.9 | 77 | 10.9 | 16 | 29.16 | 400 |
| 3 | 52 | 5.9 | 68 | 9.1 | 10.24 | 12.96 | 256 |
| 4 | 62 | 7.9 | 70 | 9.5 | 2.56 | 16 | 64 |
| 5 | 48 | 5.1 | 53 | 6.1 | 1 | 0.36 | 25 |
| 6 | 57 | 6.9 | 79 | 11.3 | 19.36 | 33.64 | 484 |
| 7 | 62 | 7.9 | 72 | 9.9 | 4 | 19.36 | 100 |
| 8 | 70 | 9.5 | 77 | 10.9 | 1.96 | 29.16 | 49 |
| 9 | 75 | 10.5 | 58 | 7.1 | 11.56 | 2.56 | 289 |
| 0 | 59 | 7.3 | 61 | 7.7 | 0.16 | 4.84 | 4 |
| | | | | | Sum d2 | Sum D2 | |
| rp = | 0.4423351 | | | | 101.64 | 213.52 | 2541 |
| | | | | | | | 50.408332 |
| | | | | | | | |
| McKee, | 2001 | 15 females | charged w | ith murder | of their par | tner (matricide) | |
| L | 65 | 8.5 | 60 | 7.5 | 1 | 4 | 25 |
| F | 55 | 6.5 | 72 | 9.9 | 11.56 | 19.36 | 289 |
| K | 47 | 4.9 | 47 | 4.9 | 0 | 0.36 | 0 |
| 1 | 70 | 9.5 | 64 | 8.3 | 1.44 | 7.84 | 36 |
| 2 | 57 | 6.9 | 73 | 10.1 | 10.24 | 21.16 | 256 |
| 3 | 52 | 5.9 | 64 | 8.3 | 5.76 | 7.84 | 144 |
| 4 | 62 | 7.9 | 68 | 9.1 | 1.44 | 12.96 | 36 |
| 5 | 48 | 5.1 | 52 | 5.9 | 0.6400000 | 0.16 | 16 |
| 6 | 57 | 6.9 | 71 | 9.7 | 7.8399999 | 17.64 | 196 |
| 7 | 62 | 7.9 | 68 | 9.1 | 1.44 | 12.96 | 36 |
| 8 | 70 | 9.5 | 69 | 9.3 | 0.0399999 | 14.44 | 1 |
| 9 | 75 | 10.5 | 55 | 6.5 | 16 | 1 | 400 |
| 0 | 59 | 7.3 | 59 | 7.3 | 0 | 3.24 | 0 |
| | | | | | Sum d2 | Sum D2 | |
| rp = | 0.5002611 | | | | 57.4 | 122.96 | 1435 |
| | | | | | | | 37.881393 |
| | | | | | | | |
| McKee, | 2001 | 24 females | charged w | ith murder | (homocide | ) | |
| L | 65 | 8.5 | 57 | 6.9 | 2.56 | 1.96 | 64 |
| F | 55 | 6.5 | 94 | 14.3 | 60.84 | 77.44 | 1521 |
| K | 47 | 4.9 | 46 | 4.7 | 0.0400000 | 0.64 | 1 |
| 1 | 70 | 9.5 | 68 | 9.1 | 0.16 | 12.96 | 4 |
| 2 | 57 | 6.9 | 69 | 9.3 | 5.76 | 14.44 | 144 |

| | | | | | | | |
|---|---|---|---|---|---|---|---|
| 3 | 52 | 5.9 | 64 | 8.3 | 5.76 | 7.84 | 144 |
| 4 | 62 | 7.9 | 76 | 10.7 | 7.8399999 | 27.04 | 196 |
| 5 | 48 | 5.1 | 57 | 6.9 | 3.24 | 1.96 | 81 |
| 6 | 57 | 6.9 | 80 | 11.5 | 21.16 | 36 | 529 |
| 7 | 62 | 7.9 | 72 | 9.9 | 4 | 19.36 | 100 |
| 8 | 70 | 9.5 | 81 | 11.7 | 4.84 | 38.44 | 121 |
| 9 | 75 | 10.5 | 60 | 7.5 | 9 | 4 | 225 |
| 0 | 59 | 7.3 | 59 | 7.3 | 0 | 3.24 | 0 |
| | | | | | Sum d2 | Sum D2 | |
| rp = | 0.4036391 | | | | 125.2 | 245.32 | 3130 |
| | | | | | | | 55.946402 |
| | | | | | | | |
| McKee, | 2001 | 14 females | charged w | ith murder | (homocide | ) | |
| L | 65 | 8.5 | 60 | 7.5 | 1 | 4 | 25 |
| F | 55 | 6.5 | 68 | 9.1 | 6.76 | 12.96 | 169 |
| K | 47 | 4.9 | 52 | 5.9 | 1 | 0.16 | 25 |
| 1 | 70 | 9.5 | 61 | 7.7 | 3.24 | 4.84 | 81 |
| 2 | 57 | 6.9 | 64 | 8.3 | 1.96 | 7.84 | 49 |
| 3 | 52 | 5.9 | 59 | 7.3 | 1.96 | 3.24 | 49 |
| 4 | 62 | 7.9 | 70 | 9.5 | 2.56 | 16 | 64 |
| 5 | 48 | 5.1 | 60 | 7.5 | 5.76 | 4 | 144 |
| 6 | 57 | 6.9 | 68 | 9.1 | 4.84 | 12.96 | 121 |
| 7 | 62 | 7.9 | 64 | 8.3 | 0.16 | 7.84 | 4 |
| 8 | 70 | 9.5 | 69 | 9.3 | 0.0399999 | 14.44 | 1 |
| 9 | 75 | 10.5 | 52 | 5.9 | 21.16 | 0.16 | 529 |
| 0 | 59 | 7.3 | 53 | 6.1 | 1.44 | 0.36 | 36 |
| | | | | | Sum d2 | Sum D2 | |
| rp = | 0.4540096 | | | | 51.88 | 88.8 | 1297 |
| | | | | | | | 36.013886 |
| | | | | | | | |
| Ross, | 2003 | 381 mixed | who sust | ained a he | ad injury | | |
| L | 65 | 8.5 | 55 | 6.5 | 4 | 1 | 100 |
| F | 55 | 6.5 | 61 | 7.7 | 1.44 | 4.84 | 36 |
| K | 47 | 4.9 | 46 | 4.7 | 0.0400000 | 0.64 | 1 |
| 1 | 70 | 9.5 | 73 | 10.1 | 0.36 | 21.16 | 9 |
| 2 | 57 | 6.9 | 72 | 9.9 | 9 | 19.36 | 225 |
| 3 | 52 | 5.9 | 72 | 9.9 | 16 | 19.36 | 400 |
| 4 | 62 | 7.9 | 58 | 7.1 | 0.6400000 | 2.56 | 16 |
| 5 | 48 | 5.1 | 50 | 5.5 | 0.16 | 0 | 4 |
| 6 | 57 | 6.9 | 60 | 7.5 | 0.36 | 4 | 9 |
| 7 | 62 | 7.9 | 66 | 8.7 | 0.6399999 | 10.24 | 16 |
| 8 | 70 | 9.5 | 68 | 9.1 | 0.16 | 12.96 | 4 |
| 9 | 75 | 10.5 | 54 | 6.3 | 17.64 | 0.64 | 441 |
| 0 | 59 | 7.3 | 57 | 6.9 | 0.16 | 1.96 | 4 |
| | | | | | Sum d2 | Sum D2 | |
| rp = | 0.4906382 | | | | 50.6 | 98.72 | 1265 |

| | | | | | | | |
|---|---|---|---|---|---|---|---|
| | | | | | | | 35.566838 |
| | | | | | | | |
| Mattiesen, | 2001 | 27 mixed | bullied who | were serio | usly affecte | ed | |
| L | 65 | 8.5 | 57.59 | 7.018 | 2.196324 | 2.304324 | 54.908099 |
| F | 55 | 6.5 | 74.26 | 10.352 | 14.837904 | 23.541904 | 370.9476 |
| K | 47 | 4.9 | 49.11 | 5.322 | 0.178084 | 0.031684 | 4.4521 |
| 1 | 70 | 9.5 | 83.89 | 12.278 | 7.717284 | 45.941284 | 192.9321 |
| 2 | 57 | 6.9 | 82.67 | 12.034 | 26.357956 | 42.693156 | 658.9489 |
| 3 | 52 | 5.9 | 89.59 | 13.418 | 56.520324 | 62.694724 | 1413.0081 |
| 4 | 62 | 7.9 | 69.3 | 9.36 | 2.1316 | 14.8996 | 53.29 |
| 5 | 48 | 5.1 | 49.96 | 5.492 | 0.153664 | 0.0000640 | 3.8416 |
| 6 | 57 | 6.9 | 81.26 | 11.752 | 23.541904 | 39.087504 | 588.5476 |
| 7 | 62 | 7.9 | 74.11 | 10.322 | 5.8660839 | 23.251684 | 146.6521 |
| 8 | 70 | 9.5 | 76.3 | 10.76 | 1.5876 | 27.6676 | 39.69 |
| 9 | 75 | 10.5 | 52.19 | 5.938 | 20.811844 | 0.191844 | 520.2961 |
| 0 | 59 | 7.3 | 57.44 | 6.988 | 0.0973440 | 2.214144 | 2.4336000 |
| | | | | | Sum d2 | Sum D2 | |
| rp = | 0.34662113 | | | | 161.997916 | 284.519516 | 4049.9479 |
| | | | | | | | 63.639200 |
| | | | | | | | |
| Mattiesen, | 2001 | 21 mixed | bullied who | were "com | mon" | | |
| L | 65 | 8.5 | 59 | 7.3 | 1.44 | 3.24 | 36 |
| F | 55 | 6.5 | 58.19 | 7.138 | 0.407044 | 2.683044 | 10.1761 |
| K | 47 | 4.9 | 53.14 | 6.128 | 1.507984 | 0.394384 | 37.6996 |
| 1 | 70 | 9.5 | 55.62 | 6.624 | 8.271376 | 1.263376 | 206.7844 |
| 2 | 57 | 6.9 | 53.52 | 6.204 | 0.484416 | 0.4956160 | 12.1104 |
| 3 | 52 | 5.9 | 58.62 | 7.224 | 1.752976 | 2.972176 | 43.8244 |
| 4 | 62 | 7.9 | 52.38 | 5.976 | 3.701776 | 0.2265760 | 92.5444 |
| 5 | 48 | 5.1 | 50.19 | 5.538 | 0.191844 | 0.0014439 | 4.7960999 |
| 6 | 57 | 6.9 | 52.67 | 6.034 | 0.7499559 | 0.2851560 | 18.7489 |
| 7 | 62 | 7.9 | 47.52 | 5.004 | 8.386816 | 0.246016 | 209.6704 |
| 8 | 70 | 9.5 | 54.67 | 6.434 | 9.400356 | 0.872356 | 235.0089 |
| 9 | 75 | 10.5 | 48.9 | 5.28 | 27.2484 | 0.0484000 | 681.21 |
| 0 | 59 | 7.3 | 46.86 | 4.872 | 5.895184 | 0.394384 | 147.3796 |
| | | | | | Sum d2 | Sum D2 | |
| rp = | -0.0527224 | | | | 69.438128 | 13.122928 | 1735.9532 |
| | | | | | | | 41.664771 |
| | | | | | | | |
| Mattiesen, | 2001 | 37 mixed | bullied who | were "disa | pointed and | d depresse | d |
| L | 65 | 8.5 | 58.19 | 7.138 | 1.855044 | 2.683044 | 46.3761 |
| F | 55 | 6.5 | 64.06 | 8.312 | 3.283344 | 7.9073440 | 82.0836 |
| K | 47 | 4.9 | 47.81 | 5.062 | 0.026244 | 0.191844 | 0.6561000 |
| 1 | 70 | 9.5 | 65.43 | 8.586 | 0.8353959 | 9.5233960 | 20.884899 |
| 2 | 57 | 6.9 | 69.14 | 9.328 | 5.895184 | 14.653584 | 147.3796 |
| 3 | 52 | 5.9 | 65.41 | 8.582 | 7.1931239 | 9.4987239 | 179.8281 |
| 4 | 62 | 7.9 | 62.59 | 8.018 | 0.0139240 | 6.340324 | 0.3481000 |

| | | | | | | | |
|---|---|---|---|---|---|---|---|
| 5 | 48 | 5.1 | 48.92 | 5.284 | 0.0338560 | 0.0466559 | 0.8464000 |
| 6 | 57 | 6.9 | 70.35 | 9.57 | 7.1288999 | 16.5649 | 178.2225 |
| 7 | 62 | 7.9 | 61.86 | 7.872 | 0.0007840 | 5.626384 | 0.0196000 |
| 8 | 70 | 9.5 | 64.92 | 8.484 | 1.032256 | 8.904256 | 25.8064 |
| 9 | 75 | 10.5 | 48.84 | 5.268 | 27.373824 | 0.0538239 | 684.3456 |
| 0 | 59 | 7.3 | 56.32 | 6.764 | 0.287296 | 1.597696 | 7.1824 |
| | | | | | Sum d2 | Sum D2 | |
| rp = | 0.4150514 | | | | 54.959176 | 83.591976 | 1373.9794 |
| | | | | | | | 37.067228 |
| | | | | | | | |
| O'Sullivan | 1993 | 94 male | state priso | n inmates | 3-4/4-3 co | de | 224.1 |
| L | 65 | 8.5 | 57.64 | 7.028 | 2.166784 | 2.334784 | 54.1696 |
| F | 55 | 6.5 | 55.02 | 6.504 | 0.0000160 | 1.008016 | 0.0004000 |
| K | 47 | 4.9 | 63.29 | 8.158 | 10.614564 | 7.064964 | 265.3641 |
| 1 | 70 | 9.5 | 58.03 | 7.106 | 5.731236 | 2.579236 | 143.2809 |
| 2 | 57 | 6.9 | 58.5 | 7.2 | 0.0899999 | 2.89 | 2.25 |
| 3 | 52 | 5.9 | 70.67 | 9.634 | 13.942756 | 17.089956 | 348.5689 |
| 4 | 62 | 7.9 | 76.51 | 10.802 | 8.4216040 | 28.111204 | 210.5401 |
| 5 | 48 | 5.1 | 56.49 | 6.798 | 2.883204 | 1.684804 | 72.0801 |
| 6 | 57 | 6.9 | 57.92 | 7.084 | 0.0338560 | 2.509056 | 0.8464000 |
| 7 | 62 | 7.9 | 56.96 | 6.892 | 1.016064 | 1.937664 | 25.4016 |
| 8 | 70 | 9.5 | 57.97 | 7.094 | 5.788836 | 2.540836 | 144.7209 |
| 9 | 75 | 10.5 | 56.47 | 6.794 | 13.734436 | 1.674436 | 343.3609 |
| 0 | 59 | 7.3 | 46.46 | 4.792 | 6.290064 | 0.501264 | 157.2516 |
| | | | | | Sum d2 | Sum D2 | |
| rp = | 0.2634004 | | | | 70.71342 | 71.92622 | 1767.8355 |
| | | | | | | | 42.045635 |
| | | | | | | | |
| O'Sullivan | 1993 | 94 male | state priso | n inmates | | | 224.1 |
| L | 65 | 8.5 | 54.07 | 6.314 | 4.778596 | 0.662596 | 119.4649 |
| F | 55 | 6.5 | 57.95 | 7.09 | 0.3481000 | 2.5281 | 8.7025000 |
| K | 47 | 4.9 | 56.56 | 6.812 | 3.655744 | 1.721344 | 91.3936 |
| 1 | 70 | 9.5 | 55.47 | 6.594 | 8.444836 | 1.196836 | 211.1209 |
| 2 | 57 | 6.9 | 60.76 | 7.652 | 0.5655039 | 4.631104 | 14.1376 |
| 3 | 52 | 5.9 | 59.77 | 7.454 | 2.414916 | 3.818116 | 60.372900 |
| 4 | 62 | 7.9 | 69.03 | 9.306 | 1.976836 | 14.485636 | 49.4209 |
| 5 | 48 | 5.1 | 60.56 | 7.612 | 6.310144 | 4.460544 | 157.7536 |
| 6 | 57 | 6.9 | 59.2 | 7.34 | 0.1936 | 3.3856 | 4.8400000 |
| 7 | 62 | 7.9 | 59.69 | 7.438 | 0.2134440 | 3.755844 | 5.3361000 |
| 8 | 70 | 9.5 | 61.13 | 7.726 | 3.147076 | 4.955076 | 78.6769 |
| 9 | 75 | 10.5 | 63.9 | 8.28 | 4.9284 | 7.7284 | 123.21 |
| 0 | 59 | 7.3 | 49.45 | 5.39 | 3.6481 | 0.0120999 | 91.202499 |
| | | | | | Sum d2 | Sum D2 | |
| rp = | 0.4331087 | | | | 40.625296 | 53.341296 | 1015.6324 |
| | | | | | | | 31.868988 |
| | | | | | | | |

| | | | | | | | |
|---|---|---|---|---|---|---|---|
| Karle-2002 | | 50 male | admitting | sex offend | victim <14 | years of | #270.03 |
| L | 65 | 8.5 | 53.6 | 6.22 | 5.1984 | 0.5184000 | 129.96 |
| F | 55 | 6.5 | 58.5 | 7.2 | 0.49 | 2.89 | 12.25 |
| K | 47 | 4.9 | 45.8 | 4.66 | 0.0576000 | 0.7056000 | 1.4400000 |
| 1 | 70 | 9.5 | 53.6 | 6.22 | 10.7584 | 0.5184000 | 268.96 |
| 2 | 57 | 6.9 | 60.2 | 7.54 | 0.4096000 | 4.1616 | 10.24 |
| 3 | 52 | 5.9 | 50.6 | 5.62 | 0.0784000 | 0.0144 | 1.96 |
| 4 | 62 | 7.9 | 63.8 | 8.26 | 0.1296 | 7.6176 | 3.2399999 |
| 5 | 48 | 5.1 | 48.4 | 5.18 | 0.0064000 | 0.1024 | 0.1599999 |
| 6 | 57 | 6.9 | 65 | 8.5 | 2.56 | 9 | 64 |
| 7 | 62 | 7.9 | 59.5 | 7.4 | 0.25 | 3.61 | 6.25 |
| 8 | 70 | 9.5 | 57.8 | 7.06 | 5.9536 | 2.4336 | 148.84 |
| 9 | 75 | 10.5 | 55.2 | 6.54 | 15.6816 | 1.0816 | 392.04 |
| 0 | 59 | 7.3 | 56.5 | 6.8 | 0.25 | 1.69 | 6.25 |
| | | | | | Sum d2 | Sum D2 | |
| rp = | 0.3336328 | | | | 41.8236 | 34.3436 | 1045.59 |
| | | | | | | | 32.335584 |

| | | | | | | | |
|---|---|---|---|---|---|---|---|
| Karle-2002 | | 50 male | deniers | sex offend | ers | <14 | #270.04 |
| L | 65 | 8.5 | 56.4 | 6.78 | 2.9584 | 1.6384 | 73.96 |
| F | 55 | 6.5 | 59.6 | 7.42 | 0.8464 | 3.6864 | 21.16 |
| K | 47 | 4.9 | 51.6 | 5.82 | 0.8464 | 0.1024 | 21.16 |
| 1 | 70 | 9.5 | 55.9 | 6.68 | 7.9524 | 1.3924 | 198.81 |
| 2 | 57 | 6.9 | 58.7 | 7.24 | 0.1156 | 3.0276 | 2.8900000 |
| 3 | 52 | 5.9 | 55.1 | 6.52 | 0.3844 | 1.0404 | 9.6100000 |
| 4 | 62 | 7.9 | 67.9 | 9.08 | 1.3924 | 12.8164 | 34.810000 |
| 5 | 48 | 5.1 | 48.4 | 5.18 | 0.0064000 | 0.1024 | 0.1599999 |
| 6 | 57 | 6.9 | 62.4 | 7.98 | 1.1664 | 6.1504 | 29.16 |
| 7 | 62 | 7.9 | 59.9 | 7.48 | 0.1764000 | 3.9204 | 4.4100000 |
| 8 | 70 | 9.5 | 61.7 | 7.84 | 2.7556 | 5.4756 | 68.89 |
| 9 | 75 | 10.5 | 56 | 6.7 | 14.44 | 1.44 | 361 |
| 0 | 59 | 7.3 | 54.2 | 6.34 | 0.9215999 | 0.7056000 | 23.04 |
| | | | | | Sum d2 | Sum D2 | |
| rp = | 0.4558214 | | | | 33.9624 | 41.4984 | 849.06 |
| | | | | | | | 29.138634 |

| | | | | | | | |
|---|---|---|---|---|---|---|---|
| Halazon | 2003 | 46 mixed | dually dxed | d offenders | | | #230.001 |
| L | 65 | 8.5 | 50.0217 | 5.50434 | 8.9739788 | 0.0000188 | 224.34947 |
| F | 55 | 6.5 | 81.587 | 11.8174 | 28.2747427 | 39.9095427 | 706.86856 |
| K | 47 | 4.9 | 40.1522 | 3.53044 | 1.8756945 | 3.8791665 | 46.892364 |
| 1 | 70 | 9.5 | 62.5 | 8 | 2.25 | 6.25 | 56.25 |
| 2 | 57 | 6.9 | 67.587 | 9.0174 | 4.4833827 | 12.3721027 | 112.08456 |
| 3 | 52 | 5.9 | 59.9348 | 7.48696 | 2.5184420 | 3.9480100 | 62.961051 |
| 4 | 62 | 7.9 | 74.8698 | 10.47396 | 6.6252700 | 24.740278 | 165.63175 |
| 5 | 48 | 5.1 | 55.0652 | 6.51304 | 1.9966820 | 1.0262500 | 49.917051 |
| 6 | 57 | 6.9 | 76.2826 | 10.75652 | 14.8727465 | 27.6310025 | 371.81866 |

| | | | | | | | |
|---|---|---|---|---|---|---|---|
| 7 | 62 | 7.9 | 67.8913 | 9.07826 | 1.3882966 | 12.803944 | 34.707415 |
| 8 | 70 | 9.5 | 75.4348 | 10.58696 | 1.1814820 | 25.877162 | 29.537051 |
| 9 | 75 | 10.5 | 64.9348 | 8.48696 | 4.0523300 | 8.9219300 | 101.30825 |
| 0 | 59 | 7.3 | 59.3913 | 7.37826 | 0.0061246 | 3.5278606 | 0.1531156 |
| | | | | | Sum d2 | Sum D2 | |
| rp = | 0.4744762 | | | | 78.499172 | 170.88726 | 1962.4793 |
| | | | | | | | 44.299879 |
| | | | | | | | |
| Kanz | 2004 | 96 criminal | l offenders | mixed | | | #270D |
| L | 65 | 8.5 | 57.78 | 7.056 | 2.085136 | 2.421136 | 52.1284 |
| F | 55 | 6.5 | 63.03 | 8.106 | 2.579236 | 6.791236 | 64.4809 |
| K | 47 | 4.9 | 49.14 | 5.328 | 0.183184 | 0.0295839 | 4.5796 |
| 1 | 70 | 9.5 | 56.15 | 6.73 | 7.6729 | 1.5129 | 191.8225 |
| 2 | 57 | 6.9 | 57.91 | 7.082 | 0.0331239 | 2.502724 | 0.8280999 |
| 3 | 52 | 5.9 | 55.08 | 6.516 | 0.379456 | 1.032256 | 9.4863999 |
| 4 | 62 | 7.9 | 64.87 | 8.474 | 0.329476 | 8.844676 | 8.2369000 |
| 5 | 48 | 5.1 | 46.49 | 4.798 | 0.0912039 | 0.492804 | 2.2800999 |
| 6 | 57 | 6.9 | 64.17 | 8.334 | 2.056356 | 8.031556 | 51.4089 |
| 7 | 62 | 7.9 | 60.16 | 7.532 | 0.1354240 | 4.129024 | 3.3856000 |
| 8 | 70 | 9.5 | 60.74 | 7.648 | 3.429904 | 4.613904 | 85.7476 |
| 9 | 75 | 10.5 | 58.41 | 7.182 | 11.009124 | 2.829124 | 275.2281 |
| 0 | 59 | 7.3 | 51.73 | 5.846 | 2.114116 | 0.1197159 | 52.8529 |
| | | | | | Sum d2 | Sum D2 | |
| rp = | 0.4856369 | | | | 32.09864 | 43.35064 | 802.466 |
| | | | | | | | 28.327830 |
| | | | | | | | |
| Tuchman | 2003 | 17 females | supervised | d visitation | | | #509.2 |
| L | 65 | 8.5 | 51.41 | 5.782 | 7.387524 | 0.0795239 | 184.6881 |
| F | 55 | 6.5 | 69.53 | 9.406 | 8.444836 | 15.256836 | 211.1209 |
| K | 47 | 4.9 | 46.35 | 4.77 | 0.0169 | 0.5328999 | 0.4224999 |
| 1 | 70 | 9.5 | 61.76 | 7.852 | 2.715904 | 5.531904 | 67.8976 |
| 2 | 57 | 6.9 | 58.41 | 7.182 | 0.0795239 | 2.829124 | 1.9880999 |
| 3 | 52 | 5.9 | 58 | 7.1 | 1.44 | 2.56 | 36 |
| 4 | 62 | 7.9 | 74.71 | 10.442 | 6.4617639 | 24.423364 | 161.5441 |
| 5 | 48 | 5.1 | 52.76 | 6.052 | 0.906304 | 0.304704 | 22.6576 |
| 6 | 57 | 6.9 | 66.24 | 8.748 | 3.415104 | 10.549504 | 85.377599 |
| 7 | 62 | 7.9 | 63.24 | 8.148 | 0.0615039 | 7.011904 | 1.5376 |
| 8 | 70 | 9.5 | 66.24 | 8.748 | 0.5655040 | 10.549504 | 14.1376 |
| 9 | 75 | 10.5 | 62.94 | 8.088 | 5.817744 | 6.697744 | 145.4436 |
| 0 | 59 | 7.3 | 51.53 | 5.806 | 2.232036 | 0.093636 | 55.8009 |
| | | | | | Sum d2 | Sum D2 | |
| rp = | 0.5488996 | | | | 39.544648 | 86.420648 | 988.6162 |
| | | | | | | | 31.442267 |
| | | | | | | | |
| Tuchman | 2003 | 12 males | supervised | visitation | | | #509.3 |
| L | 65 | 8.5 | 54.33 | 6.366 | 4.553956 | 0.7499559 | 113.8489 |

| | | | | | | | |
|---|---|---|---|---|---|---|---|
| F | 55 | 6.5 | 69.83 | 9.466 | 8.797156 | 15.729156 | 219.9289 |
| K | 47 | 4.9 | 50 | 5.5 | 0.36 | 0 | 9 |
| 1 | 70 | 9.5 | 58.08 | 7.116 | 5.683456 | 2.611456 | 142.0864 |
| 2 | 57 | 6.9 | 59.67 | 7.434 | 0.285156 | 3.740356 | 7.1289000 |
| 3 | 52 | 5.9 | 56 | 6.7 | 0.64 | 1.44 | 16 |
| 4 | 62 | 7.9 | 65.5 | 8.6 | 0.4899999 | 9.61 | 12.25 |
| 5 | 48 | 5.1 | 46.5 | 4.8 | 0.0899999 | 0.49 | 2.25 |
| 6 | 57 | 6.9 | 68.42 | 9.184 | 5.216656 | 13.571856 | 130.4164 |
| 7 | 62 | 7.9 | 57.33 | 6.966 | 0.8723560 | 2.149156 | 21.8089 |
| 8 | 70 | 9.5 | 65.67 | 8.634 | 0.7499559 | 9.821956 | 18.7489 |
| 9 | 75 | 10.5 | 55.83 | 6.666 | 14.699556 | 1.359556 | 367.4889 |
| 0 | 59 | 7.3 | 52.25 | 5.95 | 1.8225 | 0.2025 | 45.5625 |
| | | | | | Sum d2 | Sum D2 | |
| rp = | 0.4292496 | | | | 44.260748 | 61.475948 | 1106.5187 |
| | | | | | | | 33.264375 |
| | | | | | | | |
| Roman | 1989 | N=47 male | forensic | patients | Cluster #4 | | #454.005 |
| L | 65 | 8.5 | 53 | 6.1 | 5.76 | 0.36 | 144 |
| F | 55 | 6.5 | 76 | 10.7 | 17.64 | 27.04 | 441 |
| K | 47 | 4.9 | 49 | 5.3 | 0.16 | 0.0400000 | 4 |
| 1 | 70 | 9.5 | 54 | 6.3 | 10.24 | 0.64 | 256 |
| 2 | 57 | 6.9 | 63 | 8.1 | 1.44 | 6.76 | 36 |
| 3 | 52 | 5.9 | 53 | 6.1 | 0.0399999 | 0.36 | 1 |
| 4 | 62 | 7.9 | 69 | 9.3 | 1.96 | 14.44 | 49 |
| 5 | 48 | 5.1 | 64 | 8.3 | 10.24 | 7.84 | 256 |
| 6 | 57 | 6.9 | 70 | 9.5 | 6.76 | 16 | 169 |
| 7 | 62 | 7.9 | 62 | 7.9 | 0 | 5.76 | 0 |
| 8 | 70 | 9.5 | 76 | 10.7 | 1.44 | 27.04 | 36 |
| 9 | 75 | 10.5 | 75 | 10.5 | 0 | 25 | 0 |
| 0 | 59 | 7.3 | 55 | 6.5 | 0.64 | 1 | 16 |
| | | | | | Sum d2 | Sum D2 | |
| rp = | 0.5266431 | | | | 56.32 | 132.28 | 1408 |
| | | | | | | | 37.523326 |
| | | | | | | | |
| Roman | 1989 | N=31 male | forensic | patients | Cluster #5 | | #454.006 |
| L | 65 | 8.5 | 63 | 8.1 | 0.16 | 6.76 | 4 |
| F | 55 | 6.5 | 104 | 16.3 | 96.04 | 116.64 | 2401 |
| K | 47 | 4.9 | 57 | 6.9 | 4 | 1.96 | 100 |
| 1 | 70 | 9.5 | 82 | 11.9 | 5.76 | 40.96 | 144 |
| 2 | 57 | 6.9 | 87 | 12.9 | 36 | 54.76 | 900 |
| 3 | 52 | 5.9 | 75 | 10.5 | 21.16 | 25 | 529 |
| 4 | 62 | 7.9 | 83 | 12.1 | 17.64 | 43.56 | 441 |
| 5 | 48 | 5.1 | 71 | 9.7 | 21.16 | 17.64 | 529 |
| 6 | 57 | 6.9 | 79 | 11.3 | 19.36 | 33.64 | 484 |
| 7 | 62 | 7.9 | 83 | 12.1 | 17.64 | 43.56 | 441 |
| 8 | 70 | 9.5 | 107 | 16.9 | 54.76 | 129.96 | 1369 |

| | | | | | | | |
|---|---|---|---|---|---|---|---|
| 9 | 75 | 10.5 | 70 | 9.5 | 1 | 16 | 25 |
| 0 | 59 | 7.3 | 60 | 7.5 | 0.0400000 | 4 | 1 |
| | | | | | Sum d2 | Sum D2 | |
| rp = | 0.3290534 | | | | 294.72 | 534.44 | 7368 |
| | | | | | | | 85.837054 |
| | | | | | | | |
| Roman | 1989 | N=22 male | forensic | patients | Cluster #6 | | #454.007 |
| L | 65 | 8.5 | 50 | 5.5 | 9 | 0 | 225 |
| F | 55 | 6.5 | 112 | 17.9 | 129.96 | 153.76 | 3249 |
| K | 47 | 4.9 | 44 | 4.3 | 0.3600000 | 1.44 | 9 |
| 1 | 70 | 9.5 | 85 | 12.5 | 9 | 49 | 225 |
| 2 | 57 | 6.9 | 101 | 15.7 | 77.44 | 104.04 | 1936 |
| 3 | 52 | 5.9 | 76 | 10.7 | 23.04 | 27.04 | 576 |
| 4 | 62 | 7.9 | 93 | 14.1 | 38.44 | 73.96 | 961 |
| 5 | 48 | 5.1 | 71 | 9.7 | 21.16 | 17.64 | 529 |
| 6 | 57 | 6.9 | 105 | 16.5 | 92.16 | 121 | 2304 |
| 7 | 62 | 7.9 | 95 | 14.5 | 43.56 | 81 | 1089 |
| 8 | 70 | 9.5 | 119 | 19.3 | 96.04 | 190.44 | 2401 |
| 9 | 75 | 10.5 | 75 | 10.5 | 0 | 25 | 0 |
| 0 | 59 | 7.3 | 71 | 9.7 | 5.76 | 17.64 | 144 |
| | | | | | Sum d2 | Sum D2 | |
| rp = | 0.2507479 | | | | 545.92 | 861.96 | 13648 |
| | | | | | | | 116.824654 |
| | | | | | | | |
| Roman | 1989 | N=43 male | forensic | patients | Cluster #7 | | #454.008 |
| L | 65 | 8.5 | 50 | 5.5 | 9 | 0 | 225 |
| F | 55 | 6.5 | 86 | 12.7 | 38.44 | 51.84 | 961 |
| K | 47 | 4.9 | 46 | 4.7 | 0.0400000 | 0.64 | 1 |
| 1 | 70 | 9.5 | 65 | 8.5 | 1 | 9 | 25 |
| 2 | 57 | 6.9 | 82 | 11.9 | 25 | 40.96 | 625 |
| 3 | 52 | 5.9 | 62 | 7.9 | 4 | 5.76 | 100 |
| 4 | 62 | 7.9 | 76 | 10.7 | 7.8399999 | 27.04 | 196 |
| 5 | 48 | 5.1 | 67 | 8.9 | 14.44 | 11.56 | 361 |
| 6 | 57 | 6.9 | 79 | 11.3 | 19.36 | 33.64 | 484 |
| 7 | 62 | 7.9 | 77 | 10.9 | 9 | 29.16 | 225 |
| 8 | 70 | 9.5 | 92 | 13.9 | 19.36 | 70.56 | 484 |
| 9 | 75 | 10.5 | 50 | 5.5 | 25 | 0 | 625 |
| 0 | 59 | 7.3 | 63 | 8.1 | 0.64 | 6.76 | 16 |
| | | | | | Sum d2 | Sum D2 | |
| rp = | 0.3202983 | | | | 173.12 | 286.92 | 4328 |
| | | | | | | | 65.787536 |
| | | | | | | | |
| Kurlychek | 1980 | N=30 male | criminally | responsible | | | #301.01 |
| L | 65 | 8.5 | 50 | 5.5 | 9 | 0 | 225 |
| F | 55 | 6.5 | 80 | 11.5 | 25 | 36 | 625 |
| K | 47 | 4.9 | 48 | 5.1 | 0.0399999 | 0.16 | 1 |

| | | | | | | | |
|---|---|---|---|---|---|---|---|
| 1 | 70 | 9.5 | 62 | 7.9 | 2.56 | 5.76 | 64 |
| 2 | 57 | 6.9 | 82 | 11.9 | 25 | 40.96 | 625 |
| 3 | 52 | 5.9 | 65 | 8.5 | 6.76 | 9 | 169 |
| 4 | 62 | 7.9 | 76 | 10.7 | 7.8399999 | 27.04 | 196 |
| 5 | 48 | 5.1 | 67 | 8.9 | 14.44 | 11.56 | 361 |
| 6 | 57 | 6.9 | 76 | 10.7 | 14.44 | 27.04 | 361 |
| 7 | 62 | 7.9 | 75 | 10.5 | 6.76 | 25 | 169 |
| 8 | 70 | 9.5 | 82 | 11.9 | 5.76 | 40.96 | 144 |
| 9 | 75 | 10.5 | 65 | 8.5 | 4 | 9 | 100 |
| 0 | 59 | 7.3 | 64 | 8.3 | 1 | 7.84 | 25 |
| | | | | | Sum d2 | Sum D2 | |
| rp = | 0.4052585 | | | | 122.6 | 240.32 | 3065 |
| | | | | | | | 55.362442 |
| | | | | | | | |
| Kurlychek | 1980 | N=20 male | criminally | non-respo | sible | | #301.01 |
| L | 65 | 8.5 | 50 | 5.5 | 9 | 0 | 225 |
| F | 55 | 6.5 | 86 | 12.7 | 38.44 | 51.84 | 961 |
| K | 47 | 4.9 | 48 | 5.1 | 0.0399999 | 0.16 | 1 |
| 1 | 70 | 9.5 | 67 | 8.9 | 0.36 | 11.56 | 9 |
| 2 | 57 | 6.9 | 82 | 11.9 | 25 | 40.96 | 625 |
| 3 | 52 | 5.9 | 67 | 8.9 | 9 | 11.56 | 225 |
| 4 | 62 | 7.9 | 79 | 11.3 | 11.56 | 33.64 | 289 |
| 5 | 48 | 5.1 | 73 | 10.1 | 25 | 21.16 | 625 |
| 6 | 57 | 6.9 | 85 | 12.5 | 31.36 | 49 | 784 |
| 7 | 62 | 7.9 | 81 | 11.7 | 14.44 | 38.44 | 361 |
| 8 | 70 | 9.5 | 97 | 14.9 | 29.16 | 88.36 | 729 |
| 9 | 75 | 10.5 | 70 | 9.5 | 1 | 16 | 25 |
| 0 | 59 | 7.3 | 63 | 8.1 | 0.64 | 6.76 | 16 |
| | | | | | Sum d2 | Sum D2 | |
| rp = | 0.3646138 | | | | 195 | 369.44 | 4875 |
| | | | | | | | 69.821200 |
| | | | | | | | |
| Owens | LNNB | Normies | N=9 mixed | d | | | #407.0014 |
| L | 65 | 8.5 | 53 | 6.1 | 5.76 | 0.36 | 144 |
| F | 55 | 6.5 | 68 | 9.1 | 6.76 | 12.96 | 169 |
| K | 47 | 4.9 | 55.67 | 6.634 | 3.006756 | 1.285956 | 75.1689 |
| 1 | 70 | 9.5 | 68.44 | 9.188 | 0.0973440 | 13.601344 | 2.4336000 |
| 2 | 57 | 6.9 | 83.67 | 12.234 | 28.451556 | 45.346756 | 711.2889 |
| 3 | 52 | 5.9 | 68.67 | 9.234 | 11.115556 | 13.942756 | 277.8889 |
| 4 | 62 | 7.9 | 68.56 | 9.212 | 1.721344 | 13.778944 | 43.0336 |
| 5 | 48 | 5.1 | 58.56 | 7.212 | 4.460544 | 2.930944 | 111.5136 |
| 6 | 57 | 6.9 | 67.22 | 8.944 | 4.1779359 | 11.861136 | 104.4484 |
| 7 | 62 | 7.9 | 77 | 10.9 | 9 | 29.16 | 225 |
| 8 | 70 | 9.5 | 76.22 | 10.744 | 1.547536 | 27.499536 | 38.6884 |
| 9 | 75 | 10.5 | 58.67 | 7.234 | 10.666756 | 3.006756 | 266.6689 |
| 0 | 59 | 7.3 | 60.78 | 7.656 | 0.1267360 | 4.648336 | 3.1684 |

| | | | | | | | |
|---|---|---|---|---|---|---|---|
| | | | | | Sum d2 | Sum D2 | |
| rp = | 0.4511523 | | | | 86.892064 | 180.38246 | 2172.3016 |
| | | | | | | | 46.607956 |
| | | | | | | | |
| Owens | LNNB | Mixed | Motor impa | riments | N=15 | | #407.0015 |
| L | 65 | 8.5 | 52.87 | 6.074 | 5.885476 | 0.329476 | 147.1369 |
| F | 55 | 6.5 | 70.47 | 9.594 | 9.572836 | 16.760836 | 239.3209 |
| K | 47 | 4.9 | 52.73 | 6.046 | 1.313316 | 0.29811599 | 32.8329 |
| 1 | 70 | 9.5 | 67.4 | 8.98 | 0.2704 | 12.1104 | 6.7599999 |
| 2 | 57 | 6.9 | 73.53 | 10.206 | 10.929636 | 22.146436 | 273.2409 |
| 3 | 52 | 5.9 | 67.8 | 9.06 | 9.98559999 | 12.6736 | 249.64 |
| 4 | 62 | 7.9 | 61.73 | 7.846 | 0.00291600 | 5.503716 | 0.0729000 |
| 5 | 48 | 5.1 | 56.33 | 6.766 | 2.775556 | 1.602756 | 69.3889 |
| 6 | 57 | 6.9 | 65.4 | 8.58 | 2.8224 | 9.48640000 | 70.560000 |
| 7 | 62 | 7.9 | 67.4 | 8.98 | 1.1664 | 12.1104 | 29.160000 |
| 8 | 70 | 9.5 | 76 | 10.7 | 1.44 | 27.04 | 36 |
| 9 | 75 | 10.5 | 63.27 | 8.154 | 5.503716 | 7.043716 | 137.5929 |
| 0 | 59 | 7.3 | 58 | 7.1 | 0.04000000 | 2.56 | 1 |
| | | | | | Sum d2 | Sum D2 | |
| rp = | 0.55179359 | | | | 51.708252 | 129.66585 | 1292.7063 |
| | | | | | | | 35.954225 |
| | | | | | | | |
| Owens | LNNB | Mixed | Rhythm | N=20 | | | #407.0016 |
| L | 65 | 8.5 | 54.45 | 6.39 | 4.4521 | 0.79210000 | 111.3025 |
| F | 55 | 6.5 | 71.3 | 9.76 | 10.6276 | 18.1476 | 265.69 |
| K | 47 | 4.9 | 51.2 | 5.74 | 0.7056 | 0.05760000 | 17.64 |
| 1 | 70 | 9.5 | 68.55 | 9.21 | 0.08410000 | 13.7641 | 2.10250000 |
| 2 | 57 | 6.9 | 71.5 | 9.8 | 8.41 | 18.49 | 210.25 |
| 3 | 52 | 5.9 | 68.25 | 9.15 | 10.5625 | 13.3225 | 264.0625 |
| 4 | 62 | 7.9 | 61.05 | 7.71 | 0.03610000 | 4.8841 | 0.9025000 |
| 5 | 48 | 5.1 | 52.3 | 5.96 | 0.73959999 | 0.21159999 | 18.49 |
| 6 | 57 | 6.9 | 67.2 | 8.94 | 4.1616 | 11.8336 | 104.04 |
| 7 | 62 | 7.9 | 68.85 | 9.27 | 1.8769 | 14.2129 | 46.922499 |
| 8 | 70 | 9.5 | 75.2 | 10.54 | 1.0816 | 25.4016 | 27.04 |
| 9 | 75 | 10.5 | 61.55 | 7.81 | 7.2361 | 5.3361 | 180.9025 |
| 0 | 59 | 7.3 | 58.8 | 7.26 | 0.0016 | 3.0976 | 0.0400000 |
| | | | | | Sum d2 | Sum D2 | |
| rp = | 0.56331776 | | | | 49.9754 | 129.5514 | 1249.385 |
| | | | | | | | 35.346640 |
| | | | | | | | |
| Owens | LNNB | Mixed | Tactile | N=19 | | | #407.0017 |
| L | 65 | 8.5 | 52.05 | 5.91 | 6.7081 | 0.16809999 | 167.7025 |
| F | 55 | 6.5 | 69.16 | 9.332 | 8.02022399 | 14.684224 | 200.5056 |
| K | 47 | 4.9 | 49.26 | 5.352 | 0.20430399 | 0.02190400 | 5.10759999 |
| 1 | 70 | 9.5 | 64.84 | 8.468 | 1.065024 | 8.809024 | 26.6256 |
| 2 | 57 | 6.9 | 73.32 | 10.164 | 10.653696 | 21.752896 | 266.3424 |

| | | | | | | | | |
|---|---|---|---|---|---|---|---|---|
| 3 | 52 | 5.9 | 65.68 | 8.636 | 7.485696 | 9.8344960 | 187.1424 | |
| 4 | 62 | 7.9 | 62.74 | 8.048 | 0.0219039 | 6.492304 | 0.5476000 | |
| 5 | 48 | 5.1 | 52.11 | 5.922 | 0.675684 | 0.178084 | 16.8921 | |
| 6 | 57 | 6.9 | 63.68 | 8.236 | 1.784896 | 7.485696 | 44.6224 | |
| 7 | 62 | 7.9 | 68.47 | 9.194 | 1.674436 | 13.645636 | 41.8609 | |
| 8 | 70 | 9.5 | 74.37 | 10.374 | 0.7638760 | 23.755876 | 19.0969 | |
| 9 | 75 | 10.5 | 64.16 | 8.332 | 4.700224 | 8.0202239 | 117.5056 | |
| 0 | 59 | 7.3 | 58.32 | 7.164 | 0.018496 | 2.768896 | 0.4624 | |
| | | | | | Sum d2 | Sum D2 | | |
| rp = | 0.5845718 | | | | 43.77656 | 117.61736 | 1094.414 | |
| | | | | | | | 33.081928 | |
| | | | | | | | | |
| Owens | LNNB | Mixed | Visual | N=22 | | | #407.0018 | |
| L | 65 | 8.5 | 58.18 | 7.136 | 1.860496 | 2.676496 | 46.5124 | |
| F | 55 | 6.5 | 70.14 | 9.528 | 9.168784 | 16.224784 | 229.2196 | |
| K | 47 | 4.9 | 53.32 | 6.164 | 1.597696 | 0.440896 | 39.9424 | |
| 1 | 70 | 9.5 | 72.36 | 9.972 | 0.222784 | 19.998784 | 5.5696 | |
| 2 | 57 | 6.9 | 78.23 | 11.146 | 18.028516 | 31.877316 | 450.7129 | |
| 3 | 52 | 5.9 | 70.09 | 9.518 | 13.089924 | 16.144324 | 327.2481 | |
| 4 | 62 | 7.9 | 62.86 | 8.072 | 0.0295839 | 6.615184 | 0.7395999 | |
| 5 | 48 | 5.1 | 55.5 | 6.6 | 2.25 | 1.21 | 56.25 | |
| 6 | 57 | 6.9 | 63.77 | 8.254 | 1.833316 | 7.5845160 | 45.8329 | |
| 7 | 62 | 7.9 | 68.55 | 9.21 | 1.7161 | 13.7641 | 42.9025 | |
| 8 | 70 | 9.5 | 73 | 10.1 | 0.36 | 21.16 | 9 | |
| 9 | 75 | 10.5 | 54.27 | 6.354 | 17.189316 | 0.7293160 | 429.7329 | |
| 0 | 59 | 7.3 | 60.68 | 7.636 | 0.112896 | 4.562496 | 2.8224 | |
| | | | | | Sum d2 | Sum D2 | | |
| rp = | 0.4806972 | | | | 67.459412 | 142.98821 | 1686.4853 | |
| | | | | | | | 41.066839 | |
| | | | | | | | | |
| Owens | LNNB | Mixed | Receptive | N=23 | | | #407.0019 | |
| L | 65 | 8.5 | 57.87 | 7.074 | 2.033476 | 2.477476 | 50.8369 | |
| F | 55 | 6.5 | 69.35 | 9.37 | 8.2369 | 14.9769 | 205.9225 | |
| K | 47 | 4.9 | 52.96 | 6.092 | 1.420864 | 0.3504640 | 35.5216 | |
| 1 | 70 | 9.5 | 67 | 8.9 | 0.36 | 11.56 | 9 | |
| 2 | 57 | 6.9 | 72.13 | 9.926 | 9.1566759 | 19.589476 | 228.9169 | |
| 3 | 52 | 5.9 | 65.7 | 8.64 | 7.5076 | 9.8596 | 187.69 | |
| 4 | 62 | 7.9 | 60.43 | 7.586 | 0.098596 | 4.351396 | 2.4649 | |
| 5 | 48 | 5.1 | 56.74 | 6.848 | 3.055504 | 1.817104 | 76.3876 | |
| 6 | 57 | 6.9 | 64.87 | 8.474 | 2.477476 | 8.844676 | 61.936900 | |
| 7 | 62 | 7.9 | 65.39 | 8.578 | 0.4596839 | 9.474084 | 11.4921 | |
| 8 | 70 | 9.5 | 71.52 | 9.804 | 0.0924159 | 18.524416 | 2.3103999 | |
| 9 | 75 | 10.5 | 58.83 | 7.266 | 10.458756 | 3.118756 | 261.4689 | |
| 0 | 59 | 7.3 | 57.52 | 7.004 | 0.0876159 | 2.262016 | 2.1903999 | |
| | | | | | Sum d2 | Sum D2 | | |
| rp = | 0.5500704 | | | | 45.445564 | 107.20636 | 1136.1391 | |

| | | | | | | | |
|---|---|---|---|---|---|---|---|
| | | | | | | | 33.706662 |
| | | | | | | | |
| Owens | LNNB | Mixed | Expressive | N=13 | | | #407.0020 |
| L | 65 | 8.5 | 57.62 | 7.024 | 2.178576 | 2.322576 | 54.4644 |
| F | 55 | 6.5 | 76.69 | 10.838 | 18.818244 | 28.494244 | 470.4561 |
| K | 47 | 4.9 | 57.23 | 6.946 | 4.186116 | 2.090916 | 104.6529 |
| 1 | 70 | 9.5 | 76.15 | 10.73 | 1.5129 | 27.3529 | 37.822500 |
| 2 | 57 | 6.9 | 78.62 | 11.224 | 18.696976 | 32.764176 | 467.4244 |
| 3 | 52 | 5.9 | 72.77 | 10.054 | 17.255716 | 20.738916 | 431.3929 |
| 4 | 62 | 7.9 | 68.46 | 9.192 | 1.66926399 | 13.630864 | 41.731599 |
| 5 | 48 | 5.1 | 59.31 | 7.362 | 5.116644 | 3.467044 | 127.9161 |
| 6 | 57 | 6.9 | 71.46 | 9.792 | 8.36366399 | 18.421264 | 209.0916 |
| 7 | 62 | 7.9 | 72.92 | 10.084 | 4.769856 | 21.013056 | 119.2464 |
| 8 | 70 | 9.5 | 82.92 | 12.084 | 6.677056 | 43.349056 | 166.9264 |
| 9 | 75 | 10.5 | 61.08 | 7.716 | 7.750656 | 4.910656 | 193.7664 |
| 0 | 59 | 7.3 | 61.23 | 7.746 | 0.198916 | 5.044516 | 4.9728999 |
| | | | | | Sum d2 | Sum D2 | |
| rp = | 0.4748435 | | | | 97.194583 | 223.60018 | 2429.8646 |
| | | | | | | | 49.293656 |
| | | | | | | | |
| Owens | LNNB | Mixed | Writing | N=31 | | | #407.0021 |
| L | 65 | 8.5 | 53.84 | 6.268 | 4.981824 | 0.5898240 | 124.5456 |
| F | 55 | 6.5 | 66.77 | 8.854 | 5.541316 | 11.249316 | 138.5329 |
| K | 47 | 4.9 | 54.87 | 6.474 | 2.477476 | 0.9486759 | 61.9369 |
| 1 | 70 | 9.5 | 70.35 | 9.57 | 0.0048999 | 16.5649 | 0.1224999 |
| 2 | 57 | 6.9 | 74.39 | 10.378 | 12.096484 | 23.794884 | 302.4121 |
| 3 | 52 | 5.9 | 67.94 | 9.088 | 10.163344 | 12.873744 | 254.0836 |
| 4 | 62 | 7.9 | 63.19 | 8.138 | 0.0566439 | 6.959044 | 1.4160999 |
| 5 | 48 | 5.1 | 56.81 | 6.862 | 3.104644 | 1.855044 | 77.6161 |
| 6 | 57 | 6.9 | 62.32 | 7.964 | 1.132096 | 6.071296 | 28.3024 |
| 7 | 62 | 7.9 | 68.06 | 9.112 | 1.468944 | 13.046544 | 36.7236 |
| 8 | 70 | 9.5 | 71.23 | 9.746 | 0.0605160 | 18.028516 | 1.5129000 |
| 9 | 75 | 10.5 | 59.32 | 7.364 | 9.834496 | 3.474496 | 245.8624 |
| 0 | 59 | 7.3 | 56.58 | 6.816 | 0.234256 | 1.731856 | 5.8564000 |
| | | | | | Sum d2 | Sum D2 | |
| rp = | 0.5300344 | | | | 51.15694 | 117.18814 | 1278.9235 |
| | | | | | | | 35.762039 |
| | | | | | | | |
| Owens | LNNB | Mixed | Reading | N=16 | | | #407.0022 |
| L | 65 | 8.5 | 54.56 | 6.412 | 4.359744 | 0.8317440 | 108.9936 |
| F | 55 | 6.5 | 71.56 | 9.812 | 10.969344 | 18.593344 | 274.2336 |
| K | 47 | 4.9 | 57.75 | 7.05 | 4.6225 | 2.4025 | 115.5625 |
| 1 | 70 | 9.5 | 72.13 | 9.926 | 0.1814759 | 19.589476 | 4.5368999 |
| 2 | 57 | 6.9 | 73.38 | 10.176 | 10.732176 | 21.864976 | 268.3044 |
| 3 | 52 | 5.9 | 70.13 | 9.526 | 13.147876 | 16.208676 | 328.6969 |
| 4 | 62 | 7.9 | 66.63 | 8.826 | 0.8574759 | 11.062276 | 21.4369 |

| | | | | | | | |
|---|---|---|---|---|---|---|---|
| 5 | 48 | 5.1 | 56.38 | 6.776 | 2.808976 | 1.628176 | 70.2244 |
| 6 | 57 | 6.9 | 68.63 | 9.226 | 5.4102759 | 13.883076 | 135.2569 |
| 7 | 62 | 7.9 | 71.56 | 9.812 | 3.655744 | 18.593344 | 91.3936 |
| 8 | 70 | 9.5 | 78.94 | 11.288 | 3.196944 | 33.500944 | 79.9236 |
| 9 | 75 | 10.5 | 62.19 | 7.938 | 6.563844 | 5.943844 | 164.0961 |
| 0 | 59 | 7.3 | 56 | 6.7 | 0.36 | 1.44 | 9 |
| | | | | | Sum d2 | Sum D2 | |
| rp = | 0.5253811 | | | | 66.866376 | 165.54237 | 1671.6594 |
| | | | | | | | 40.885931 |
| | | | | | | | |
| Owens | LNNB | Mixed | Arithmetic | N=34 | | | #407.0023 |
| L | 65 | 8.5 | 54.94 | 6.488 | 4.048144 | 0.9761439 | 101.2036 |
| F | 55 | 6.5 | 67.74 | 9.048 | 6.4923039 | 12.588304 | 162.3076 |
| K | 47 | 4.9 | 53.41 | 6.182 | 1.643524 | 0.4651239 | 41.0881 |
| 1 | 70 | 9.5 | 69.09 | 9.318 | 0.0331239 | 14.577124 | 0.8280999 |
| 2 | 57 | 6.9 | 74.21 | 10.342 | 11.847364 | 23.444964 | 296.1841 |
| 3 | 52 | 5.9 | 67.76 | 9.052 | 9.9351040 | 12.616704 | 248.3776 |
| 4 | 62 | 7.9 | 63 | 8.1 | 0.0399999 | 6.76 | 1 |
| 5 | 48 | 5.1 | 54.5 | 6.4 | 1.69 | 0.8100000 | 42.25 |
| 6 | 57 | 6.9 | 62.82 | 8.064 | 1.354896 | 6.574096 | 33.8724 |
| 7 | 62 | 7.9 | 67.62 | 9.024 | 1.263376 | 12.418576 | 31.584400 |
| 8 | 70 | 9.5 | 72.79 | 10.058 | 0.3113640 | 20.775364 | 7.7841000 |
| 9 | 75 | 10.5 | 57.38 | 6.976 | 12.418576 | 2.178576 | 310.4644 |
| 0 | 59 | 7.3 | 59.76 | 7.452 | 0.023104 | 3.810304 | 0.5775999 |
| | | | | | Sum d2 | Sum D2 | |
| rp = | 0.5321635 | | | | 51.10088 | 117.99528 | 1277.522 |
| | | | | | | | 35.742439 |
| | | | | | | | |
| Owens | LNNB | Mixed | Memory | N=40 | | | #407.0024 |
| L | 65 | 8.5 | 56.05 | 6.71 | 3.2041 | 1.4641 | 80.1025 |
| F | 55 | 6.5 | 67.65 | 9.03 | 6.4009000 | 12.4609 | 160.0225 |
| K | 47 | 4.9 | 53.55 | 6.21 | 1.7161 | 0.5040999 | 42.9025 |
| 1 | 70 | 9.5 | 68.45 | 9.19 | 0.0960999 | 13.6161 | 2.4024999 |
| 2 | 57 | 6.9 | 74.48 | 10.396 | 12.222016 | 23.970816 | 305.5504 |
| 3 | 52 | 5.9 | 66.58 | 8.816 | 8.5030559 | 10.995856 | 212.5764 |
| 4 | 62 | 7.9 | 61.13 | 7.726 | 0.0302759 | 4.955076 | 0.7568999 |
| 5 | 48 | 5.1 | 55.5 | 6.6 | 2.25 | 1.21 | 56.25 |
| 6 | 57 | 6.9 | 62.25 | 7.95 | 1.1025 | 6.0025 | 27.5625 |
| 7 | 62 | 7.9 | 65.63 | 8.626 | 0.5270759 | 9.771876 | 13.1769 |
| 8 | 70 | 9.5 | 70.35 | 9.57 | 0.0048999 | 16.5649 | 0.1224999 |
| 9 | 75 | 10.5 | 56.83 | 6.866 | 13.205956 | 1.865956 | 330.1489 |
| 0 | 59 | 7.3 | 58.48 | 7.196 | 0.010816 | 2.876416 | 0.2704000 |
| | | | | | Sum d2 | Sum D2 | |
| rp = | 0.5190275 | | | | 49.273796 | 106.25859 | 1231.8449 |
| | | | | | | | 35.097648 |
| | | | | | | | |

| | | | | | | | |
|---|---|---|---|---|---|---|---|
| Owens | LNNB | Mixed | Intell | N=35 | | | #407.0025 |
| L | 65 | 8.5 | 57.06 | 6.912 | 2.521744 | 1.993744 | 63.0436 |
| F | 55 | 6.5 | 69.69 | 9.438 | 8.6318439 | 15.507844 | 215.7961 |
| K | 47 | 4.9 | 53.31 | 6.162 | 1.592644 | 0.4382440 | 39.8161 |
| 1 | 70 | 9.5 | 68.14 | 9.128 | 0.138384 | 13.162384 | 3.4596 |
| 2 | 57 | 6.9 | 73.14 | 10.128 | 10.419984 | 21.418384 | 260.4996 |
| 3 | 52 | 5.9 | 66.26 | 8.752 | 8.133904 | 10.575504 | 203.3476 |
| 4 | 62 | 7.9 | 63.14 | 8.128 | 0.0519839 | 6.906384 | 1.2996 |
| 5 | 48 | 5.1 | 58.66 | 7.232 | 4.545424 | 2.999824 | 113.6356 |
| 6 | 57 | 6.9 | 64 | 8.3 | 1.96 | 7.84 | 49 |
| 7 | 62 | 7.9 | 66.71 | 8.842 | 0.8873639 | 11.168964 | 22.1840999 |
| 8 | 70 | 9.5 | 73.14 | 10.128 | 0.394384 | 21.418384 | 9.8596 |
| 9 | 75 | 10.5 | 57.86 | 7.072 | 11.751184 | 2.471184 | 293.7796 |
| 0 | 59 | 7.3 | 58.17 | 7.134 | 0.0275559 | 2.669956 | 0.6888999 |
| | | | | | Sum d2 | Sum D2 | |
| rp = | 0.5337042 | | | | 51.0564 | 118.5708 | 1276.41 |
| | | | | | | | 35.726880 |

| | | | | | | | |
|---|---|---|---|---|---|---|---|
| Owens | LNNB | Mixed | M1 | N=19 | | | #407.0026 |
| L | 65 | 8.5 | 53.79 | 6.258 | 5.026564 | 0.574564 | 125.6641 |
| F | 55 | 6.5 | 66.74 | 8.848 | 5.5131039 | 11.209104 | 137.8276 |
| K | 47 | 4.9 | 54.26 | 6.352 | 2.108304 | 0.7259039 | 52.7076 |
| 1 | 70 | 9.5 | 65.79 | 8.658 | 0.7089639 | 9.9729640 | 17.7240999 |
| 2 | 57 | 6.9 | 73.89 | 10.278 | 11.410884 | 22.829284 | 285.2721 |
| 3 | 52 | 5.9 | 66.16 | 8.732 | 8.0202239 | 10.445824 | 200.5056 |
| 4 | 62 | 7.9 | 60 | 7.5 | 0.16 | 4 | 4 |
| 5 | 48 | 5.1 | 51.63 | 5.826 | 0.5270760 | 0.106276 | 13.1769 |
| 6 | 57 | 6.9 | 62.42 | 7.984 | 1.175056 | 6.170256 | 29.3764 |
| 7 | 62 | 7.9 | 64.26 | 8.352 | 0.204304 | 8.133904 | 5.1076000 |
| 8 | 70 | 9.5 | 70.37 | 9.574 | 0.0054760 | 16.597476 | 0.1369000 |
| 9 | 75 | 10.5 | 55.84 | 6.668 | 14.684224 | 1.364224 | 367.1056 |
| 0 | 59 | 7.3 | 58.58 | 7.216 | 0.0070560 | 2.944656 | 0.1764000 |
| | | | | | Sum d2 | Sum D2 | |
| rp = | 0.4891247 | | | | 49.551236 | 95.074436 | 1238.7809 |
| | | | | | | | 35.196319 |

| | | | | | | | |
|---|---|---|---|---|---|---|---|
| Owens | LNNB | Mixed | M2 | N=13 | | | #407.0027 |
| L | 65 | 8.5 | 52.31 | 5.962 | 6.441444 | 0.2134440 | 161.0361 |
| F | 55 | 6.5 | 73.77 | 10.254 | 14.092516 | 22.600516 | 352.3129 |
| K | 47 | 4.9 | 49.69 | 5.438 | 0.2894439 | 0.0038440 | 7.2360999 |
| 1 | 70 | 9.5 | 72.92 | 10.084 | 0.341056 | 21.013056 | 8.5264000 |
| 2 | 57 | 6.9 | 76 | 10.7 | 14.44 | 27.04 | 361 |
| 3 | 52 | 5.9 | 67.77 | 9.054 | 9.9477159 | 12.630916 | 248.6929 |
| 4 | 62 | 7.9 | 65.77 | 8.654 | 0.5685159 | 9.947716 | 14.2129 |
| 5 | 48 | 5.1 | 57.31 | 6.962 | 3.467044 | 2.137444 | 86.6761 |
| 6 | 57 | 6.9 | 64.92 | 8.484 | 2.509056 | 8.904256 | 62.7264 |

| | | | | | | | |
|---|---|---|---|---|---|---|---|
| 7 | 62 | 7.9 | 72.69 | 10.038 | 4.571044 | 20.593444 | 114.2761 |
| 8 | 70 | 9.5 | 81.31 | 11.762 | 5.116644 | 39.212644 | 127.9161 |
| 9 | 75 | 10.5 | 70.69 | 9.638 | 0.743044 | 17.123044 | 18.5761 |
| 0 | 59 | 7.3 | 57.15 | 6.93 | 0.1369 | 2.0449 | 3.4225000 |
| | | | | | Sum d2 | Sum D2 | |
| rp = | 0.5758604 | | | | 62.664424 | 183.46522 | 1566.6106 |
| | | | | | | | 39.580432 |
| | | | | | | | |
| Owens | LNNB | Mixed | M3 | N=11 | | | #407.0028 |
| L | 65 | 8.5 | 53.18 | 6.136 | 5.588496 | 0.404496 | 139.7124 |
| F | 55 | 6.5 | 72.55 | 10.01 | 12.3201 | 20.3401 | 308.0025 |
| K | 47 | 4.9 | 50.36 | 5.572 | 0.451584 | 0.0051840 | 11.2896 |
| 1 | 70 | 9.5 | 71 | 9.7 | 0.0399999 | 17.64 | 1 |
| 2 | 57 | 6.9 | 70.73 | 9.646 | 7.540516 | 17.189316 | 188.5129 |
| 3 | 52 | 5.9 | 66.73 | 8.846 | 8.678916 | 11.195716 | 216.9729 |
| 4 | 62 | 7.9 | 57.36 | 6.972 | 0.8611840 | 2.166784 | 21.5296 |
| 5 | 48 | 5.1 | 55 | 6.5 | 1.96 | 1 | 49 |
| 6 | 57 | 6.9 | 65.64 | 8.628 | 2.985984 | 9.784384 | 74.6496 |
| 7 | 62 | 7.9 | 69.36 | 9.372 | 2.166784 | 14.992384 | 54.1696 |
| 8 | 70 | 9.5 | 78.45 | 11.19 | 2.8561 | 32.3761 | 71.4025 |
| 9 | 75 | 10.5 | 69.45 | 9.39 | 1.2321 | 15.1321 | 30.8025 |
| 0 | 59 | 7.3 | 54 | 6.3 | 1 | 0.64 | 25 |
| | | | | | Sum d2 | Sum D2 | |
| rp = | 0.6025001 | | | | 47.681764 | 142.86656 | 1192.0441 |
| | | | | | | | 34.525991 |
| | | | | | | | |
| Owens | LNNB | Mixed | M4 | N=9 | | | #407.0029 |
| L | 65 | 8.5 | 50.56 | 5.612 | 8.340544 | 0.012544 | 208.5136 |
| F | 55 | 6.5 | 62.11 | 7.922 | 2.022084 | 5.866084 | 50.5521 |
| K | 47 | 4.9 | 53.78 | 6.256 | 1.838736 | 0.571536 | 45.9684 |
| 1 | 70 | 9.5 | 66.22 | 8.744 | 0.571536 | 10.523536 | 14.2884 |
| 2 | 57 | 6.9 | 66 | 8.7 | 3.24 | 10.24 | 81 |
| 3 | 52 | 5.9 | 63.44 | 8.188 | 5.2349439 | 7.2253439 | 130.8736 |
| 4 | 62 | 7.9 | 55 | 6.5 | 1.96 | 1 | 49 |
| 5 | 48 | 5.1 | 56.44 | 6.788 | 2.849344 | 1.658944 | 71.2336 |
| 6 | 57 | 6.9 | 58.22 | 7.144 | 0.0595359 | 2.702736 | 1.4884 |
| 7 | 62 | 7.9 | 60.22 | 7.544 | 0.1267360 | 4.177936 | 3.1684 |
| 8 | 70 | 9.5 | 69.44 | 9.388 | 0.012544 | 15.116544 | 0.3136000 |
| 9 | 75 | 10.5 | 61.78 | 7.856 | 6.990736 | 5.550736 | 174.7684 |
| 0 | 59 | 7.3 | 53 | 6.1 | 1.44 | 0.36 | 36 |
| | | | | | Sum d2 | Sum D2 | |
| rp = | 0.5345707 | | | | 34.68674 | 65.00594 | 867.1685 |
| | | | | | | | 29.447724 |
| | | | | | | | |
| Owens | LNNB | Mixed | M5 | N=15 | | | #407.0030 |
| L | 65 | 8.5 | 53.07 | 6.114 | 5.692996 | 0.376996 | 142.3249 |

| | | | | | | | |
|---|---|---|---|---|---|---|---|
| F | 55 | 6.5 | 70.73 | 9.646 | 9.8973160 | 17.189316 | 247.4329 |
| K | 47 | 4.9 | 52.47 | 5.994 | 1.196836 | 0.244036 | 29.9209 |
| 1 | 70 | 9.5 | 66.8 | 8.86 | 0.4096000 | 11.2896 | 10.24 |
| 2 | 57 | 6.9 | 73.4 | 10.18 | 10.7584 | 21.9024 | 268.96 |
| 3 | 52 | 5.9 | 64.53 | 8.406 | 6.280036 | 8.444836 | 157.0009 |
| 4 | 62 | 7.9 | 64.27 | 8.354 | 0.2061159 | 8.145316 | 5.1528999 |
| 5 | 48 | 5.1 | 56.93 | 6.886 | 3.189796 | 1.920996 | 79.7449 |
| 6 | 57 | 6.9 | 64.27 | 8.354 | 2.114116 | 8.145316 | 52.852899 |
| 7 | 62 | 7.9 | 67 | 8.9 | 1 | 11.56 | 25 |
| 8 | 70 | 9.5 | 75.53 | 10.606 | 1.223236 | 26.071236 | 30.5809 |
| 9 | 75 | 10.5 | 60.13 | 7.526 | 8.844676 | 4.104676 | 221.1169 |
| 0 | 59 | 7.3 | 59.67 | 7.434 | 0.0179560 | 3.740356 | 0.4489000 |
| | | | | | Sum d2 | Sum D2 | |
| rp = | 0.5447816 | | | | 50.83108 | 123.13508 | 1270.777 |
| | | | | | | | 35.647959 |
| | | | | | | | |
| Owens | LNNB | Mixed | RH1 | N=23 | | | #407.0031 |
| L | 65 | 8.5 | 54.7 | 6.44 | 4.2436 | 0.8836000 | 106.09 |
| F | 55 | 6.5 | 69.22 | 9.344 | 8.088336 | 14.776336 | 202.2084 |
| K | 47 | 4.9 | 53 | 6.1 | 1.44 | 0.36 | 36 |
| 1 | 70 | 9.5 | 69.83 | 9.466 | 0.0011560 | 15.729156 | 0.0289000 |
| 2 | 57 | 6.9 | 71.57 | 9.814 | 8.4913959 | 18.610596 | 212.2849 |
| 3 | 52 | 5.9 | 69.3 | 9.36 | 11.9716 | 14.8996 | 299.29 |
| 4 | 62 | 7.9 | 60.83 | 7.666 | 0.0547560 | 4.691556 | 1.3689 |
| 5 | 48 | 5.1 | 51.26 | 5.752 | 0.425104 | 0.0635039 | 10.6276 |
| 6 | 57 | 6.9 | 64.96 | 8.492 | 2.534464 | 8.9520639 | 63.361599 |
| 7 | 62 | 7.9 | 69.17 | 9.334 | 2.056356 | 14.699556 | 51.4089 |
| 8 | 70 | 9.5 | 74.61 | 10.422 | 0.8500840 | 24.226084 | 21.2521 |
| 9 | 75 | 10.5 | 59.13 | 7.326 | 10.074276 | 3.334276 | 251.8569 |
| 0 | 59 | 7.3 | 59.3 | 7.36 | 0.0035999 | 3.4596 | 0.0899999 |
| | | | | | Sum d2 | Sum D2 | |
| rp = | 0.5520369 | | | | 50.234728 | 124.685928 | 1255.8682 |
| | | | | | | | 35.438230 |
| | | | | | | | |
| Owens | LNNB | Mixed | T1 | N=30 | | | #407.0032 |
| L | 65 | 8.5 | 53.73 | 6.246 | 5.080516 | 0.5565159 | 127.0129 |
| F | 55 | 6.5 | 66.93 | 8.886 | 5.692996 | 11.464996 | 142.3249 |
| K | 47 | 4.9 | 51.23 | 5.746 | 0.7157159 | 0.0605159 | 17.8929 |
| 1 | 70 | 9.5 | 66.3 | 8.76 | 0.5476 | 10.6276 | 13.69 |
| 2 | 57 | 6.9 | 71.13 | 9.726 | 7.9862759 | 17.859076 | 199.6569 |
| 3 | 52 | 5.9 | 66.6 | 8.82 | 8.5263999 | 11.0224 | 213.16 |
| 4 | 62 | 7.9 | 62 | 7.9 | 0 | 5.76 | 0 |
| 5 | 48 | 5.1 | 51.97 | 5.894 | 0.6304360 | 0.155236 | 15.7609 |
| 6 | 57 | 6.9 | 61.77 | 7.854 | 0.9101160 | 5.541316 | 22.7529 |
| 7 | 62 | 7.9 | 65.23 | 8.546 | 0.4173160 | 9.2781160 | 10.4329 |
| 8 | 70 | 9.5 | 71.13 | 9.726 | 0.0510759 | 17.859076 | 1.2768999 |

| | | | | | | | |
|---|---|---|---|---|---|---|---|
| 9 | 75 | 10.5 | 60.4 | 7.58 | 8.5264 | 4.3264 | 213.16 |
| 0 | 59 | 7.3 | 57.37 | 6.974 | 0.106276 | 2.172676 | 2.6569000 |
| | | | | | Sum d2 | Sum D2 | |
| rp = | 0.5768497 | | | | 39.191124 | 96.683924 | 979.7781 |
| | | | | | | | 31.301407 |
| | | | | | | | |
| Owens | LNNB | Mixed | T2 | N=25 | | | #407.0033 |
| L | 65 | 8.5 | 54.88 | 6.476 | 4.096576 | 0.9525760 | 102.4144 |
| F | 55 | 6.5 | 69.4 | 9.38 | 8.2944 | 15.0544 | 207.36 |
| K | 47 | 4.9 | 52.8 | 6.06 | 1.3456 | 0.3136 | 33.64 |
| 1 | 70 | 9.5 | 70.04 | 9.508 | 0.0000640 | 16.064064 | 0.0016000 |
| 2 | 57 | 6.9 | 76.76 | 10.852 | 15.618304 | 28.643904 | 390.4576 |
| 3 | 52 | 5.9 | 68 | 9.1 | 10.24 | 12.96 | 256 |
| 4 | 62 | 7.9 | 62.78 | 8.056 | 0.0243360 | 6.5331360 | 0.6084000 |
| 5 | 48 | 5.1 | 53.84 | 6.268 | 1.364224 | 0.5898240 | 34.1056 |
| 6 | 57 | 6.9 | 64.6 | 8.42 | 2.3103999 | 8.5263999 | 57.759999 |
| 7 | 62 | 7.9 | 70.32 | 9.564 | 2.7688959 | 16.516096 | 69.222399 |
| 8 | 70 | 9.5 | 74.48 | 10.396 | 0.8028160 | 23.970816 | 20.0704 |
| 9 | 75 | 10.5 | 59.16 | 7.332 | 10.036224 | 3.356224 | 250.9056 |
| 0 | 59 | 7.3 | 60.28 | 7.556 | 0.0655360 | 4.227136 | 1.6384 |
| | | | | | Sum d2 | Sum D2 | |
| rp = | 0.5331223 | | | | 56.967376 | 137.70817 | 1424.1844 |
| | | | | | | | 37.738367 |
| | | | | | | | |
| Owens | LNNB | Mixed | V1 | N=19 | | | #407.0034 |
| L | 65 | 8.5 | 59.32 | 7.364 | 1.290496 | 3.474496 | 32.2624 |
| F | 55 | 6.5 | 70.58 | 9.616 | 9.709456 | 16.941456 | 242.7364 |
| K | 47 | 4.9 | 52.32 | 5.964 | 1.132096 | 0.215296 | 28.3024 |
| 1 | 70 | 9.5 | 67.26 | 8.952 | 0.3003039 | 11.916304 | 7.5075999 |
| 2 | 57 | 6.9 | 73.63 | 10.226 | 11.062276 | 22.335076 | 276.5569 |
| 3 | 52 | 5.9 | 65.53 | 8.606 | 7.322436 | 9.647236 | 183.0609 |
| 4 | 62 | 7.9 | 59.95 | 7.49 | 0.1681 | 3.9601 | 4.2024999 |
| 5 | 48 | 5.1 | 55.47 | 6.594 | 2.232036 | 1.196836 | 55.8009 |
| 6 | 57 | 6.9 | 64.58 | 8.416 | 2.298256 | 8.503056 | 57.4564 |
| 7 | 62 | 7.9 | 64.84 | 8.468 | 0.322624 | 8.809024 | 8.0656000 |
| 8 | 70 | 9.5 | 69.89 | 9.478 | 0.0004840 | 15.824484 | 0.0120999 |
| 9 | 75 | 10.5 | 53.89 | 6.278 | 17.825284 | 0.6052840 | 445.6321 |
| 0 | 59 | 7.3 | 61.68 | 7.836 | 0.287296 | 5.456896 | 7.1824 |
| | | | | | Sum d2 | Sum D2 | |
| rp = | 0.4914987 | | | | 53.951144 | 108.88554 | 1348.7786 |
| | | | | | | | 36.725721 |
| | | | | | | | |
| Owens | LNNB | Mixed | V2 | N=22 | | | #407.0035 |
| L | 65 | 8.5 | 56.27 | 6.754 | 3.048516 | 1.572516 | 76.212899 |
| F | 55 | 6.5 | 69.59 | 9.418 | 8.5147240 | 15.350724 | 212.8681 |
| K | 47 | 4.9 | 53.05 | 6.11 | 1.4641 | 0.3720999 | 36.6025 |

| | | | | | | | |
|---|---|---|---|---|---|---|---|
| 1 | 70 | 9.5 | 71.95 | 9.89 | 0.1521 | 19.2721 | 3.8025000 |
| 2 | 57 | 6.9 | 76.32 | 10.764 | 14.930496 | 27.709696 | 373.2624 |
| 3 | 52 | 5.9 | 69 | 9.3 | 11.56 | 14.44 | 289 |
| 4 | 62 | 7.9 | 60.23 | 7.546 | 0.1253160 | 4.186116 | 3.1329000 |
| 5 | 48 | 5.1 | 55.86 | 6.672 | 2.471184 | 1.373584 | 61.7796 |
| 6 | 57 | 6.9 | 62.45 | 7.99 | 1.1881 | 6.2001 | 29.7025 |
| 7 | 62 | 7.9 | 70 | 9.5 | 2.56 | 16 | 64 |
| 8 | 70 | 9.5 | 75.45 | 10.59 | 1.1881 | 25.9081 | 29.7025 |
| 9 | 75 | 10.5 | 58.55 | 7.21 | 10.8241 | 2.9241 | 270.6025 |
| 0 | 59 | 7.3 | 60.18 | 7.536 | 0.0556959 | 4.145296 | 1.3924 |
| | | | | | Sum d2 | Sum D2 | |
| rp = | 0.5295004 | | | | 58.082432 | 139.45443 | 1452.0608 |
| | | | | | | | 38.105915 |
| | | | | | | | |
| Owens | LNNB | Mixed | Rc2 | N=44 | | | #407.0036 |
| L | 65 | 8.5 | 55.25 | 6.55 | 3.8025 | 1.1025 | 95.0625 |
| F | 55 | 6.5 | 66.55 | 8.81 | 5.3360999 | 10.9561 | 133.4025 |
| K | 47 | 4.9 | 54.09 | 6.318 | 2.010724 | 0.6691240 | 50.2681 |
| 1 | 70 | 9.5 | 66.8 | 8.86 | 0.4096000 | 11.2896 | 10.24 |
| 2 | 57 | 6.9 | 70.25 | 9.55 | 7.0225 | 16.4025 | 175.5625 |
| 3 | 52 | 5.9 | 64.61 | 8.422 | 6.360484 | 8.538084 | 159.0121 |
| 4 | 62 | 7.9 | 59.18 | 7.336 | 0.318096 | 3.370896 | 7.9524 |
| 5 | 48 | 5.1 | 55.91 | 6.682 | 2.502724 | 1.397124 | 62.568099 |
| 6 | 57 | 6.9 | 62.32 | 7.964 | 1.132096 | 6.071296 | 28.3024 |
| 7 | 62 | 7.9 | 65.05 | 8.51 | 0.3720999 | 9.0601 | 9.3024999 |
| 8 | 70 | 9.5 | 71.09 | 9.718 | 0.047524 | 17.791524 | 1.1881000 |
| 9 | 75 | 10.5 | 60.5 | 7.6 | 8.41 | 4.41 | 210.25 |
| 0 | 59 | 7.3 | 56.32 | 6.764 | 0.287296 | 1.597696 | 7.1824 |
| | | | | | Sum d2 | Sum D2 | |
| rp = | 0.5777136 | | | | 38.011744 | 92.656544 | 950.2936 |
| | | | | | | | 30.826832 |
| | | | | | | | |
| Owens | LNNB | Mixed | Rc3 | N=10 | | | #407.0037 |
| L | 65 | 8.5 | 54.9 | 6.48 | 4.0804 | 0.9603999 | 102.01 |
| F | 55 | 6.5 | 72.7 | 10.04 | 12.5316 | 20.6116 | 313.29 |
| K | 47 | 4.9 | 51.3 | 5.76 | 0.7395999 | 0.0675999 | 18.49 |
| 1 | 70 | 9.5 | 73.3 | 10.16 | 0.4356 | 21.7156 | 10.89 |
| 2 | 57 | 6.9 | 75.4 | 10.58 | 13.5424 | 25.8064 | 338.56 |
| 3 | 52 | 5.9 | 69.8 | 9.46 | 12.6736 | 15.6816 | 316.84 |
| 4 | 62 | 7.9 | 63.4 | 8.18 | 0.0783999 | 7.1824 | 1.96 |
| 5 | 48 | 5.1 | 56.7 | 6.84 | 3.0276 | 1.7956 | 75.690000 |
| 6 | 57 | 6.9 | 62.4 | 7.98 | 1.1664 | 6.1504 | 29.16 |
| 7 | 62 | 7.9 | 69.2 | 9.34 | 2.0736 | 14.7456 | 51.84 |
| 8 | 70 | 9.5 | 74.3 | 10.36 | 0.7395999 | 23.6196 | 18.49 |
| 9 | 75 | 10.5 | 57 | 6.9 | 12.96 | 1.96 | 324 |
| 0 | 59 | 7.3 | 62.2 | 7.94 | 0.4096000 | 5.9536 | 10.24 |

| | | | | | | | |
|---|---|---|---|---|---|---|---|
| | | | | | Sum d2 | Sum D2 | |
| rp = | 0.5042973 | | | | 64.4584 | 146.2504 | 1611.46 |
| | | | | | | | 40.142994 |
| | | | | | | | |
| Owens | LNNB | Mixed | Rc4 | N=17 | | | #407.0038 |
| L | 65 | 8.5 | 54.29 | 6.358 | 4.588164 | 0.7361639 | 114.7041 |
| F | 55 | 6.5 | 68.59 | 9.218 | 7.387524 | 13.823524 | 184.6881 |
| K | 47 | 4.9 | 53 | 6.1 | 1.44 | 0.36 | 36 |
| 1 | 70 | 9.5 | 64.35 | 8.37 | 1.2769 | 8.2369 | 31.922500 |
| 2 | 57 | 6.9 | 70.29 | 9.558 | 7.0649640 | 16.467364 | 176.6241 |
| 3 | 52 | 5.9 | 66 | 8.7 | 7.8399999 | 10.24 | 196 |
| 4 | 62 | 7.9 | 61.35 | 7.77 | 0.0169 | 5.1529 | 0.4224999 |
| 5 | 48 | 5.1 | 51.59 | 5.818 | 0.5155240 | 0.101124 | 12.8881 |
| 6 | 57 | 6.9 | 65 | 8.5 | 2.56 | 9 | 64 |
| 7 | 62 | 7.9 | 66.35 | 8.77 | 0.7568999 | 10.6929 | 18.922499 |
| 8 | 70 | 9.5 | 72.88 | 10.076 | 0.3317759 | 20.939776 | 8.2943999 |
| 9 | 75 | 10.5 | 61.29 | 7.758 | 7.518564 | 5.098564 | 187.9641 |
| 0 | 59 | 7.3 | 57.29 | 6.958 | 0.116964 | 2.125764 | 2.9241 |
| | | | | | Sum d2 | Sum D2 | |
| rp = | 0.5724969 | | | | 41.41418 | 102.97498 | 1035.3545 |
| | | | | | | | 32.176924 |
| | | | | | | | |
| Owens | LNNB | Mixed | Rc5 | N=7 | | | #407.0039 |
| L | 65 | 8.5 | 53.14 | 6.128 | 5.626384 | 0.394384 | 140.6596 |
| F | 55 | 6.5 | 63 | 8.1 | 2.56 | 6.76 | 64 |
| K | 47 | 4.9 | 53 | 6.1 | 1.44 | 0.36 | 36 |
| 1 | 70 | 9.5 | 68.14 | 9.128 | 0.138384 | 13.162384 | 3.4596 |
| 2 | 57 | 6.9 | 68.57 | 9.214 | 5.3545959 | 13.793796 | 133.8649 |
| 3 | 52 | 5.9 | 64.86 | 8.472 | 6.615184 | 8.832784 | 165.3796 |
| 4 | 62 | 7.9 | 62.71 | 8.042 | 0.0201639 | 6.461764 | 0.5041000 |
| 5 | 48 | 5.1 | 60.43 | 7.586 | 6.180196 | 4.351396 | 154.5049 |
| 6 | 57 | 6.9 | 58.29 | 7.158 | 0.0665639 | 2.748964 | 1.6641 |
| 7 | 62 | 7.9 | 67.14 | 8.928 | 1.056784 | 11.751184 | 26.4196 |
| 8 | 70 | 9.5 | 71 | 9.7 | 0.0399999 | 17.64 | 1 |
| 9 | 75 | 10.5 | 66.71 | 8.842 | 2.748964 | 11.168964 | 68.724100 |
| 0 | 59 | 7.3 | 51.86 | 5.872 | 2.039184 | 0.138384 | 50.9796 |
| | | | | | Sum d2 | Sum D2 | |
| rp = | 0.6251719 | | | | 33.886404 | 97.564004 | 847.1601 |
| | | | | | | | 29.106014 |
| | | | | | | | |
| Owens | LNNB | Mixed | Rc6 | N=29 | | | #407.0040 |
| L | 65 | 8.5 | 55.79 | 6.658 | 3.392964 | 1.340964 | 84.8241 |
| F | 55 | 6.5 | 70.03 | 9.506 | 9.036036 | 16.048036 | 225.9009 |
| K | 47 | 4.9 | 52.86 | 6.072 | 1.373584 | 0.327184 | 34.3396 |
| 1 | 70 | 9.5 | 70.1 | 9.52 | 0.0003999 | 16.1604 | 0.0099999 |
| 2 | 57 | 6.9 | 76.38 | 10.776 | 15.023376 | 27.836176 | 375.5844 |

| | | | | | | | |
|---|---|---|---|---|---|---|---|
| 3 | 52 | 5.9 | 66.97 | 8.894 | 8.964036 | 11.519236 | 224.1009 |
| 4 | 62 | 7.9 | 63.72 | 8.244 | 0.118336 | 7.529536 | 2.9584 |
| 5 | 48 | 5.1 | 58.03 | 7.106 | 4.024036 | 2.579236 | 100.6009 |
| 6 | 57 | 6.9 | 65.9 | 8.68 | 3.1684 | 10.1124 | 79.210000 |
| 7 | 62 | 7.9 | 69.72 | 9.444 | 2.383936 | 15.555136 | 59.5984 |
| 8 | 70 | 9.5 | 75.62 | 10.624 | 1.263376 | 26.255376 | 31.584400 |
| 9 | 75 | 10.5 | 61.24 | 7.748 | 7.573504 | 5.053504 | 189.3376 |
| 0 | 59 | 7.3 | 59.83 | 7.466 | 0.02755559 | 3.865156 | 0.6888999 |
| | | | | | Sum d2 | Sum D2 | |
| rp = | 0.5490086 | | | | 56.34954 | 144.18234 | 1408.7385 |
| | | | | | | | 37.533165 |
| | | | | | | | |
| Owens | LNNB | Mixed | E1 | N=24 | | | #407.0041 |
| L | 65 | 8.5 | 54.13 | 6.326 | 4.726276 | 0.6822760 | 118.1569 |
| F | 55 | 6.5 | 66.71 | 8.842 | 5.48496399 | 11.168964 | 137.1241 |
| K | 47 | 4.9 | 54.17 | 6.334 | 2.056356 | 0.6955560 | 51.4089 |
| 1 | 70 | 9.5 | 69.46 | 9.392 | 0.0116640 | 15.147664 | 0.2916000 |
| 2 | 57 | 6.9 | 72.54 | 10.008 | 9.659664 | 20.322064 | 241.4916 |
| 3 | 52 | 5.9 | 67.67 | 9.034 | 9.821956 | 12.489156 | 245.5489 |
| 4 | 62 | 7.9 | 63.5 | 8.2 | 0.0899999 | 7.29 | 2.25 |
| 5 | 48 | 5.1 | 56.58 | 6.816 | 2.944656 | 1.731856 | 73.6164 |
| 6 | 57 | 6.9 | 62.67 | 8.034 | 1.285956 | 6.421156 | 32.1489 |
| 7 | 62 | 7.9 | 67.83 | 9.066 | 1.359556 | 12.716356 | 33.9889 |
| 8 | 70 | 9.5 | 71.88 | 9.876 | 0.141376 | 19.149376 | 3.5343999 |
| 9 | 75 | 10.5 | 63.46 | 8.192 | 5.326864 | 7.246864 | 133.1716 |
| 0 | 59 | 7.3 | 54.58 | 6.416 | 0.7814560 | 0.8390559 | 19.5364 |
| | | | | | Sum d2 | Sum D2 | |
| rp = | 0.5818088 | | | | 43.690744 | 115.900344 | 1092.2686 |
| | | | | | | | 33.049487 |
| | | | | | | | |
| Owens | LNNB | Mixed | E2 | N=10 | | | #407.0042 |
| L | 65 | 8.5 | 52.4 | 5.98 | 6.3504 | 0.2304 | 158.76 |
| F | 55 | 6.5 | 71.8 | 9.86 | 11.2896 | 19.0096 | 282.24 |
| K | 47 | 4.9 | 50.4 | 5.58 | 0.4624 | 0.0064000 | 11.56 |
| 1 | 70 | 9.5 | 67.6 | 9.02 | 0.2304 | 12.3904 | 5.7600000 |
| 2 | 57 | 6.9 | 77.8 | 11.06 | 17.3056 | 30.9136 | 432.64 |
| 3 | 52 | 5.9 | 65.8 | 8.66 | 7.6176 | 9.9856 | 190.44 |
| 4 | 62 | 7.9 | 61.1 | 7.72 | 0.03239999 | 4.9284 | 0.8099999 |
| 5 | 48 | 5.1 | 53.6 | 6.22 | 1.2544 | 0.5184000 | 31.36 |
| 6 | 57 | 6.9 | 68 | 9.1 | 4.84 | 12.96 | 121 |
| 7 | 62 | 7.9 | 67.6 | 9.02 | 1.2544 | 12.3904 | 31.359999 |
| 8 | 70 | 9.5 | 72.7 | 10.04 | 0.2916000 | 20.6116 | 7.2900000 |
| 9 | 75 | 10.5 | 62.6 | 8.02 | 6.1504 | 6.3504 | 153.76 |
| 0 | 59 | 7.3 | 60 | 7.5 | 0.0400000 | 4 | 1 |
| | | | | | Sum d2 | Sum D2 | |
| rp = | 0.5255375 | | | | 57.1192 | 134.2952 | 1427.98 |

| | | | | | | | |
|---|---|---|---|---|---|---|---|
| | | | | | | | 37.788622 |
| | | | | | | | |
| Owens | LNNB | Mixed | E3 | N=7 | | | #407.0043 |
| L | 65 | 8.5 | 59.14 | 7.328 | 1.373584 | 3.341584 | 34.3396 |
| F | 55 | 6.5 | 70.29 | 9.558 | 9.3513640 | 16.467364 | 233.7841 |
| K | 47 | 4.9 | 55.86 | 6.672 | 3.139984 | 1.373584 | 78.4996 |
| 1 | 70 | 9.5 | 68.86 | 9.272 | 0.0519839 | 14.227984 | 1.2996 |
| 2 | 57 | 6.9 | 72.86 | 10.072 | 10.061584 | 20.903184 | 251.5396 |
| 3 | 52 | 5.9 | 65.86 | 8.672 | 7.683984 | 10.061584 | 192.0996 |
| 4 | 62 | 7.9 | 68.57 | 9.214 | 1.726596 | 13.793796 | 43.164899 |
| 5 | 48 | 5.1 | 59.86 | 7.472 | 5.626384 | 3.888784 | 140.6596 |
| 6 | 57 | 6.9 | 71.71 | 9.842 | 8.6553639 | 18.852964 | 216.3841 |
| 7 | 62 | 7.9 | 68.86 | 9.272 | 1.882384 | 14.227984 | 47.0596 |
| 8 | 70 | 9.5 | 77.71 | 11.042 | 2.3777639 | 30.713764 | 59.444099 |
| 9 | 75 | 10.5 | 62.14 | 7.928 | 6.615184 | 5.895184 | 165.3796 |
| 0 | 59 | 7.3 | 57.71 | 7.042 | 0.066564 | 2.377764 | 1.6641 |
| | | | | | Sum d2 | Sum D2 | |
| rp = | 0.5561293 | | | | 58.612724 | 156.12552 | 1465.3181 |
| | | | | | | | 38.279473 |
| | | | | | | | |
| Owens | LNNB | Mixed | Rg1 | N=13 | | | #407.0044 |
| L | 65 | 8.5 | 53.85 | 6.27 | 4.9729 | 0.5929000 | 124.3225 |
| F | 55 | 6.5 | 72.54 | 10.008 | 12.306064 | 20.322064 | 307.6516 |
| K | 47 | 4.9 | 58.77 | 7.254 | 5.541316 | 3.076516 | 138.5329 |
| 1 | 70 | 9.5 | 70.77 | 9.654 | 0.023716 | 17.255716 | 0.5928999 |
| 2 | 57 | 6.9 | 72.77 | 10.054 | 9.9477159 | 20.738916 | 248.6929 |
| 3 | 52 | 5.9 | 68.15 | 9.13 | 10.4329 | 13.1769 | 260.8225 |
| 4 | 62 | 7.9 | 68.38 | 9.176 | 1.6281759 | 13.512976 | 40.704399 |
| 5 | 48 | 5.1 | 58.08 | 7.116 | 4.064256 | 2.611456 | 101.6064 |
| 6 | 57 | 6.9 | 70.31 | 9.562 | 7.086244 | 16.499844 | 177.1561 |
| 7 | 62 | 7.9 | 72.15 | 9.93 | 4.1209 | 19.6249 | 103.0225 |
| 8 | 70 | 9.5 | 80.85 | 11.67 | 4.7088999 | 38.0689 | 117.7225 |
| 9 | 75 | 10.5 | 63.62 | 8.224 | 5.180176 | 7.420176 | 129.5044 |
| 0 | 59 | 7.3 | 56.54 | 6.808 | 0.242064 | 1.710864 | 6.0516 |
| | | | | | Sum d2 | Sum D2 | |
| rp = | 0.5224420 | | | | 70.255328 | 174.61212 | 1756.3832 |
| | | | | | | | 41.909225 |
| | | | | | | | |
| Owens | LNNB | Mixed | Rg2 | N=26 | | | #407.0045 |
| L | 65 | 8.5 | 55.42 | 6.584 | 3.671056 | 1.175056 | 91.7764 |
| F | 55 | 6.5 | 71.19 | 9.738 | 10.484644 | 17.960644 | 262.1161 |
| K | 47 | 4.9 | 53.12 | 6.124 | 1.498176 | 0.389376 | 37.4544 |
| 1 | 70 | 9.5 | 69.27 | 9.354 | 0.0213160 | 14.853316 | 0.5329000 |
| 2 | 57 | 6.9 | 74.35 | 10.37 | 12.0409 | 23.7169 | 301.0225 |
| 3 | 52 | 5.9 | 66.96 | 8.892 | 8.9520639 | 11.505664 | 223.8016 |
| 4 | 62 | 7.9 | 67.04 | 8.908 | 1.016064 | 11.614464 | 25.401600 |

| | | | | | | | |
|---|---|---|---|---|---|---|---|
| 5 | 48 | 5.1 | 53.69 | 6.238 | 1.295044 | 0.5446439 | 32.3761 |
| 6 | 57 | 6.9 | 65.58 | 8.616 | 2.944656 | 9.709456 | 73.6164 |
| 7 | 62 | 7.9 | 68.42 | 9.184 | 1.648656 | 13.571856 | 41.2164 |
| 8 | 70 | 9.5 | 75.46 | 10.592 | 1.192464 | 25.928464 | 29.8115999 |
| 9 | 75 | 10.5 | 61.23 | 7.746 | 7.584516 | 5.044516 | 189.6129 |
| 0 | 59 | 7.3 | 59.19 | 7.338 | 0.0014439 | 3.378244 | 0.0360999 |
| | | | | | Sum d2 | Sum D2 | |
| rp = | 0.5657385 | | | | 52.351 | 139.3926 | 1308.775 |
| | | | | | | | 36.176995 |
| | | | | | | | |
| Owens | LNNB | Mixed | W1 | N=20 | | | #407.0046 |
| L | 65 | 8.5 | 53.4 | 6.18 | 5.3824 | 0.4624 | 134.56 |
| F | 55 | 6.5 | 66.35 | 8.77 | 5.1529 | 10.6929 | 128.8225 |
| K | 47 | 4.9 | 55.05 | 6.51 | 2.5921 | 1.0201 | 64.8025 |
| 1 | 70 | 9.5 | 67.65 | 9.03 | 0.2208999 | 12.4609 | 5.5224999 |
| 2 | 57 | 6.9 | 74 | 10.3 | 11.56 | 23.04 | 289 |
| 3 | 52 | 5.9 | 66.6 | 8.82 | 8.5263999 | 11.0224 | 213.16 |
| 4 | 62 | 7.9 | 63 | 8.1 | 0.0399999 | 6.76 | 1 |
| 5 | 48 | 5.1 | 56.15 | 6.73 | 2.6569 | 1.5129 | 66.4225 |
| 6 | 57 | 6.9 | 61.7 | 7.84 | 0.8836000 | 5.4756 | 22.09 |
| 7 | 62 | 7.9 | 67.85 | 9.07 | 1.3689 | 12.7449 | 34.222499 |
| 8 | 70 | 9.5 | 71.15 | 9.73 | 0.0529000 | 17.8929 | 1.3225000 |
| 9 | 75 | 10.5 | 60.15 | 7.53 | 8.8209 | 4.1209 | 220.5225 |
| 0 | 59 | 7.3 | 56.65 | 6.83 | 0.2209 | 1.7689 | 5.5225000 |
| | | | | | Sum d2 | Sum D2 | |
| rp = | 0.5386232 | | | | 47.4788 | 108.9748 | 1186.97 |
| | | | | | | | 34.452430 |
| | | | | | | | |
| Owens | LNNB | Mixed | W2 | N=25 | | | #407.0047 |
| L | 65 | 8.5 | 53.48 | 6.196 | 5.308416 | 0.484416 | 132.7104 |
| F | 55 | 6.5 | 70.64 | 9.628 | 9.784384 | 17.040384 | 244.6096 |
| K | 47 | 4.9 | 51.24 | 5.748 | 0.719104 | 0.0615040 | 17.9776 |
| 1 | 70 | 9.5 | 70.48 | 9.596 | 0.0092160 | 16.777216 | 0.2304000 |
| 2 | 57 | 6.9 | 80.2 | 11.54 | 21.5296 | 36.4816 | 538.24 |
| 3 | 52 | 5.9 | 69.12 | 9.324 | 11.723776 | 14.622976 | 293.0944 |
| 4 | 62 | 7.9 | 65.88 | 8.676 | 0.6021759 | 10.086976 | 15.0544 |
| 5 | 48 | 5.1 | 55.68 | 6.636 | 2.359296 | 1.290496 | 58.9824 |
| 6 | 57 | 6.9 | 63.2 | 8.14 | 1.5376 | 6.9696 | 38.44 |
| 7 | 62 | 7.9 | 72.8 | 10.06 | 4.6655999 | 20.7936 | 116.64 |
| 8 | 70 | 9.5 | 77.44 | 10.988 | 2.214144 | 30.118144 | 55.3536 |
| 9 | 75 | 10.5 | 61.84 | 7.868 | 6.927424 | 5.607424 | 173.1856 |
| 0 | 59 | 7.3 | 58.92 | 7.284 | 0.0002559 | 3.182656 | 0.0063999 |
| | | | | | Sum d2 | Sum D2 | |
| rp = | 0.5191502 | | | | 67.380992 | 163.51699 | 1684.5248 |
| | | | | | | | 41.042962 |
| | | | | | | | |

| | | | | | | | |
|---|---|---|---|---|---|---|---|
| Owens | LNNB | Mixed | A1 | N=31 | | | #407.0048 |
| L | 65 | 8.5 | 55.61 | 6.622 | 3.526884 | 1.258884 | 88.1721 |
| F | 55 | 6.5 | 66.74 | 8.848 | 5.5131039 | 11.209104 | 137.8276 |
| K | 47 | 4.9 | 52.26 | 5.952 | 1.106704 | 0.204304 | 27.6676 |
| 1 | 70 | 9.5 | 68.45 | 9.19 | 0.0960999 | 13.6161 | 2.4024999 |
| 2 | 57 | 6.9 | 73.94 | 10.288 | 11.478544 | 22.924944 | 286.9636 |
| 3 | 52 | 5.9 | 67.16 | 8.932 | 9.1930239 | 11.778624 | 229.8256 |
| 4 | 62 | 7.9 | 61.29 | 7.758 | 0.0201640 | 5.098564 | 0.5041000 |
| 5 | 48 | 5.1 | 55.13 | 6.526 | 2.033476 | 1.052676 | 50.8369 |
| 6 | 57 | 6.9 | 61.71 | 7.842 | 0.887364 | 5.484964 | 22.1841 |
| 7 | 62 | 7.9 | 67.03 | 8.906 | 1.012036 | 11.600836 | 25.3009 |
| 8 | 70 | 9.5 | 71.71 | 9.842 | 0.1169639 | 18.852964 | 2.9240999 |
| 9 | 75 | 10.5 | 57.65 | 7.03 | 12.0409 | 2.3409 | 301.0225 |
| 0 | 59 | 7.3 | 58.97 | 7.294 | 0.0000360 | 3.218436 | 0.0009000 |
| | | | | | Sum d2 | Sum D2 | |
| rp = | 0.5412761 | | | | 47.0253 | 108.6413 | 1175.6325 |
| | | | | | | | 34.287497 |

| | | | | | | | |
|---|---|---|---|---|---|---|---|
| Owens | LNNB | Mixed | A2 | N=20 | | | #407.0049 |
| L | 65 | 8.5 | 57.95 | 7.09 | 1.9881 | 2.5281 | 49.7025 |
| F | 55 | 6.5 | 69.35 | 9.37 | 8.2369 | 14.9769 | 205.9225 |
| K | 47 | 4.9 | 55.7 | 6.64 | 3.0276 | 1.2996 | 75.690000 |
| 1 | 70 | 9.5 | 68 | 9.1 | 0.16 | 12.96 | 4 |
| 2 | 57 | 6.9 | 69.8 | 9.46 | 6.5535999 | 15.6816 | 163.84 |
| 3 | 52 | 5.9 | 65 | 8.5 | 6.76 | 9 | 169 |
| 4 | 62 | 7.9 | 62.7 | 8.04 | 0.0196000 | 6.4516 | 0.4900000 |
| 5 | 48 | 5.1 | 56.05 | 6.71 | 2.5921 | 1.4641 | 64.8025 |
| 6 | 57 | 6.9 | 63.3 | 8.16 | 1.5876 | 7.0756 | 39.69 |
| 7 | 62 | 7.9 | 63.8 | 8.26 | 0.1296 | 7.6176 | 3.2399999 |
| 8 | 70 | 9.5 | 71.15 | 9.73 | 0.0529000 | 17.8929 | 1.3225000 |
| 9 | 75 | 10.5 | 57.55 | 7.01 | 12.1801 | 2.2801 | 304.5025 |
| 0 | 59 | 7.3 | 57.95 | 7.09 | 0.0440999 | 2.5281 | 1.1024999 |
| | | | | | Sum d2 | Sum D2 | |
| rp = | 0.5543064 | | | | 43.3322 | 101.7562 | 1083.305 |
| | | | | | | | 32.913599 |

| | | | | | | | |
|---|---|---|---|---|---|---|---|
| Owens | LNNB | Mixed | Me1 | N=48 | | | #407.0050 |
| L | 65 | 8.5 | 54.31 | 6.362 | 4.571044 | 0.743044 | 114.2761 |
| F | 55 | 6.5 | 66.31 | 8.762 | 5.116644 | 10.640644 | 127.9161 |
| K | 47 | 4.9 | 53.65 | 6.23 | 1.7689 | 0.5328999 | 44.2225 |
| 1 | 70 | 9.5 | 67.83 | 9.066 | 0.1883560 | 12.716356 | 4.7089000 |
| 2 | 57 | 6.9 | 73.6 | 10.22 | 11.0224 | 22.2784 | 275.56 |
| 3 | 52 | 5.9 | 66.13 | 8.726 | 7.9862759 | 10.407076 | 199.6569 |
| 4 | 62 | 7.9 | 61.04 | 7.708 | 0.0368640 | 4.875264 | 0.9216000 |
| 5 | 48 | 5.1 | 57.54 | 7.008 | 3.640464 | 2.274064 | 91.0116 |
| 6 | 57 | 6.9 | 62 | 7.9 | 1 | 5.76 | 25 |

| | | | | | | | |
|---|---|---|---|---|---|---|---|
| 7 | 62 | 7.9 | 65.98 | 8.696 | 0.6336160 | 10.214416 | 15.8404 |
| 8 | 70 | 9.5 | 70.6 | 9.62 | 0.0143999 | 16.9744 | 0.3599999 |
| 9 | 75 | 10.5 | 58.19 | 7.138 | 11.303044 | 2.683044 | 282.5761 |
| 0 | 59 | 7.3 | 57.27 | 6.954 | 0.1197159 | 2.114116 | 2.9928999 |
| | | | | | Sum d2 | Sum D2 | |
| rp = | 0.5235419 | | | | 47.401724 | 102.21372 | 1185.0431 |
| | | | | | | | 34.424454 |
| | | | | | | | |
| Owens | LNNB | Mixed | Me2 | N=26 | | | #407.0051 |
| L | 65 | 8.5 | 56.73 | 6.846 | 2.735716 | 1.811716 | 68.392900 |
| F | 55 | 6.5 | 64.77 | 8.454 | 3.818116 | 8.7261159 | 95.452899 |
| K | 47 | 4.9 | 51.85 | 5.87 | 0.9409 | 0.1369 | 23.5225 |
| 1 | 70 | 9.5 | 63.92 | 8.284 | 1.478656 | 7.750656 | 36.9664 |
| 2 | 57 | 6.9 | 72.27 | 9.954 | 9.3269159 | 19.838116 | 233.1729 |
| 3 | 52 | 5.9 | 63.08 | 8.116 | 4.910656 | 6.843456 | 122.7664 |
| 4 | 62 | 7.9 | 56.69 | 6.838 | 1.127844 | 1.790244 | 28.1961 |
| 5 | 48 | 5.1 | 55.62 | 6.624 | 2.322576 | 1.263376 | 58.0644 |
| 6 | 57 | 6.9 | 60.46 | 7.592 | 0.478864 | 4.376464 | 11.9716 |
| 7 | 62 | 7.9 | 63.73 | 8.246 | 0.1197159 | 7.5405159 | 2.9928999 |
| 8 | 70 | 9.5 | 67.92 | 9.084 | 0.173056 | 12.845056 | 4.3263999 |
| 9 | 75 | 10.5 | 57.12 | 6.924 | 12.787776 | 2.027776 | 319.6944 |
| 0 | 59 | 7.3 | 59.04 | 7.308 | 0.0000640 | 3.268864 | 0.0015999 |
| | | | | | Sum d2 | Sum D2 | |
| rp = | 0.5206099 | | | | 40.220856 | 78.219256 | 1005.5214 |
| | | | | | | | 31.709957 |
| | | | | | | | |
| Owens | LNNB | Mixed | Intell1 | N=10 | | | #407.0052 |
| L | 65 | 8.5 | 56.7 | 6.84 | 2.7556 | 1.7956 | 68.89 |
| F | 55 | 6.5 | 71.5 | 9.8 | 10.89 | 18.49 | 272.25 |
| K | 47 | 4.9 | 50.2 | 5.54 | 0.4096000 | 0.0016000 | 10.24 |
| 1 | 70 | 9.5 | 64.4 | 8.38 | 1.2544 | 8.2944 | 31.359999 |
| 2 | 57 | 6.9 | 72.4 | 9.98 | 9.4864 | 20.0704 | 237.16 |
| 3 | 52 | 5.9 | 65.2 | 8.54 | 6.9696 | 9.2416000 | 174.24 |
| 4 | 62 | 7.9 | 61.6 | 7.82 | 0.0064000 | 5.3824 | 0.1599999 |
| 5 | 48 | 5.1 | 56 | 6.7 | 2.56 | 1.44 | 64 |
| 6 | 57 | 6.9 | 63.7 | 8.24 | 1.7956 | 7.5076 | 44.89 |
| 7 | 62 | 7.9 | 64 | 8.3 | 0.16 | 7.84 | 4 |
| 8 | 70 | 9.5 | 71.7 | 9.84 | 0.1156 | 18.8356 | 2.8900000 |
| 9 | 75 | 10.5 | 59.8 | 7.46 | 9.2416000 | 3.8416 | 231.04 |
| 0 | 59 | 7.3 | 59.3 | 7.36 | 0.0035999 | 3.4596 | 0.0899999 |
| | | | | | Sum d2 | Sum D2 | |
| rp = | 0.5462584 | | | | 45.6484 | 106.2004 | 1141.21 |
| | | | | | | | 33.781799 |
| | | | | | | | |
| Owens | LNNB | Mixed | Intell2 | N=15 | | | #407.0053 |
| L | 65 | 8.5 | 53.87 | 6.274 | 4.955076 | 0.5990759 | 123.8769 |

| | | | | | | | |
|---|---|---|---|---|---|---|---|
| F | 55 | 6.5 | 67.4 | 8.98 | 6.1504 | 12.1104 | 153.76 |
| K | 47 | 4.9 | 52.67 | 6.034 | 1.285956 | 0.2851560 | 32.1489 |
| 1 | 70 | 9.5 | 70.2 | 9.54 | 0.0016000 | 16.3216 | 0.0400000 |
| 2 | 57 | 6.9 | 76.27 | 10.754 | 14.853316 | 27.604516 | 371.3329 |
| 3 | 52 | 5.9 | 69.73 | 9.446 | 12.574116 | 15.570916 | 314.3529 |
| 4 | 62 | 7.9 | 61.4 | 7.78 | 0.0144000 | 5.1984 | 0.3600000 |
| 5 | 48 | 5.1 | 57.33 | 6.966 | 3.481956 | 2.149156 | 87.0489 |
| 6 | 57 | 6.9 | 60.47 | 7.594 | 0.4816359 | 4.384836 | 12.0409 |
| 7 | 62 | 7.9 | 70.13 | 9.526 | 2.643876 | 16.208676 | 66.096899 |
| 8 | 70 | 9.5 | 73.27 | 10.154 | 0.427716 | 21.659716 | 10.6929 |
| 9 | 75 | 10.5 | 60.47 | 7.594 | 8.444836 | 4.384836 | 211.1209 |
| 0 | 59 | 7.3 | 60.13 | 7.526 | 0.0510760 | 4.104676 | 1.2769000 |
| | | | | | Sum d2 | Sum D2 | |
| rp = | 0.5294169 | | | | 55.36596 | 130.58196 | 1384.149 |
| | | | | | | | 37.204152 |
| | | | | | | | |
| Owens | LNNB | Mixed | Intell3 | N=20 | | | #407.0054 |
| L | 65 | 8.5 | 55.9 | 6.68 | 3.3124 | 1.3924 | 82.81 |
| F | 55 | 6.5 | 69.8 | 9.46 | 8.7615999 | 15.6816 | 219.04 |
| K | 47 | 4.9 | 52.8 | 6.06 | 1.3456 | 0.3136 | 33.64 |
| 1 | 70 | 9.5 | 68.6 | 9.22 | 0.0784000 | 13.8384 | 1.9600000 |
| 2 | 57 | 6.9 | 69.9 | 9.48 | 6.6564 | 15.8404 | 166.41 |
| 3 | 52 | 5.9 | 66.95 | 8.89 | 8.9401 | 11.4921 | 223.5025 |
| 4 | 62 | 7.9 | 61.15 | 7.73 | 0.0289000 | 4.9729 | 0.7225000 |
| 5 | 48 | 5.1 | 58.2 | 7.14 | 4.1616 | 2.6896 | 104.04 |
| 6 | 57 | 6.9 | 63.6 | 8.22 | 1.7424 | 7.3984 | 43.56 |
| 7 | 62 | 7.9 | 66.2 | 8.74 | 0.7056 | 10.4976 | 17.64 |
| 8 | 70 | 9.5 | 71.8 | 9.86 | 0.1296 | 19.0096 | 3.2399999 |
| 9 | 75 | 10.5 | 59.95 | 7.49 | 9.0601 | 3.9601 | 226.5025 |
| 0 | 59 | 7.3 | 57.5 | 7 | 0.0899999 | 2.25 | 2.25 |
| | | | | | Sum d2 | Sum D2 | |
| rp = | 0.5580694 | | | | 45.0127 | 109.3367 | 1125.3175 |
| | | | | | | | 33.545752 |
| | | | | | | | |
| Owens | LNNB | Mixed | LF | N=16 | | | #407.0055 |
| L | 65 | 8.5 | 57.56 | 7.012 | 2.214144 | 2.286144 | 55.3536 |
| F | 55 | 6.5 | 67.38 | 8.976 | 6.130576 | 12.082576 | 153.2644 |
| K | 47 | 4.9 | 55.25 | 6.55 | 2.7225 | 1.1025 | 68.0625 |
| 1 | 70 | 9.5 | 69.75 | 9.45 | 0.0025000 | 15.6025 | 0.0625 |
| 2 | 57 | 6.9 | 73 | 10.1 | 10.24 | 21.16 | 256 |
| 3 | 52 | 5.9 | 68.94 | 9.288 | 11.478544 | 14.348944 | 286.9636 |
| 4 | 62 | 7.9 | 65.31 | 8.562 | 0.4382440 | 9.3758440 | 10.9561 |
| 5 | 48 | 5.1 | 57.94 | 7.088 | 3.952144 | 2.521744 | 98.8036 |
| 6 | 57 | 6.9 | 67.69 | 9.038 | 4.571044 | 12.517444 | 114.2761 |
| 7 | 62 | 7.9 | 65.75 | 8.65 | 0.5625 | 9.9225 | 14.0625 |
| 8 | 70 | 9.5 | 73.75 | 10.25 | 0.5625 | 22.5625 | 14.0625 |

| | | | | | | | |
|---|---|---|---|---|---|---|---|
| 9 | 75 | 10.5 | 54.5 | 6.4 | 16.81 | 0.8100000 | 420.25 |
| 0 | 59 | 7.3 | 59.25 | 7.35 | 0.0024999 | 3.4225 | 0.0625 |
| | | | | | Sum d2 | Sum D2 | |
| rp = | 0.4958050 | | | | 59.687196 | 127.71519 | 1492.1799 |
| | | | | | | | 38.628744 |
| | | | | | | | |
| Owens | LNNB | Mixed | LSM | N=11 | | | #407.0056 |
| L | 65 | 8.5 | 58.45 | 7.19 | 1.7161 | 2.8561 | 42.9025 |
| F | 55 | 6.5 | 77.18 | 10.936 | 19.678096 | 29.550096 | 491.9524 |
| K | 47 | 4.9 | 55.45 | 6.59 | 2.8561 | 1.1881 | 71.4025 |
| 1 | 70 | 9.5 | 71.55 | 9.81 | 0.0960999 | 18.5761 | 2.4024999 |
| 2 | 57 | 6.9 | 82.09 | 11.918 | 25.180324 | 41.190724 | 629.5081 |
| 3 | 52 | 5.9 | 69.55 | 9.41 | 12.3201 | 15.2881 | 308.0025 |
| 4 | 62 | 7.9 | 67.09 | 8.918 | 1.036324 | 11.682724 | 25.9081 |
| 5 | 48 | 5.1 | 62.09 | 7.918 | 7.9411240 | 5.8467240 | 198.5281 |
| 6 | 57 | 6.9 | 69.45 | 9.39 | 6.2001 | 15.1321 | 155.0025 |
| 7 | 62 | 7.9 | 71.82 | 9.864 | 3.8572959 | 19.044496 | 96.432399 |
| 8 | 70 | 9.5 | 80.73 | 11.646 | 4.605316 | 37.773316 | 115.1329 |
| 9 | 75 | 10.5 | 60 | 7.5 | 9 | 4 | 225 |
| 0 | 59 | 7.3 | 61 | 7.7 | 0.16 | 4.84 | 4 |
| | | | | | Sum d2 | Sum D2 | |
| rp = | 0.4606634 | | | | 94.64698 | 206.96858 | 2366.1745 |
| | | | | | | | 48.643339 |
| | | | | | | | |
| Owens | LNNB | Mixed | LPO | N=15 | | | #407.0057 |
| L | 65 | 8.5 | 56.73 | 6.846 | 2.735716 | 1.811716 | 68.392900 |
| F | 55 | 6.5 | 68.67 | 9.234 | 7.474756 | 13.942756 | 186.8689 |
| K | 47 | 4.9 | 55.8 | 6.66 | 3.0976 | 1.3456 | 77.44 |
| 1 | 70 | 9.5 | 70.4 | 9.58 | 0.0064000 | 16.6464 | 0.1600000 |
| 2 | 57 | 6.9 | 76.53 | 10.806 | 15.256836 | 28.153636 | 381.4209 |
| 3 | 52 | 5.9 | 68.87 | 9.274 | 11.383876 | 14.243076 | 284.5969 |
| 4 | 62 | 7.9 | 62.27 | 7.954 | 0.0029160 | 6.022116 | 0.0729000 |
| 5 | 48 | 5.1 | 56 | 6.7 | 2.56 | 1.44 | 64 |
| 6 | 57 | 6.9 | 66.73 | 8.846 | 3.786916 | 11.195716 | 94.672900 |
| 7 | 62 | 7.9 | 70.2 | 9.54 | 2.6896 | 16.3216 | 67.240000 |
| 8 | 70 | 9.5 | 77.2 | 10.94 | 2.0736 | 29.5936 | 51.84 |
| 9 | 75 | 10.5 | 60.27 | 7.554 | 8.678916 | 4.218916 | 216.9729 |
| 0 | 59 | 7.3 | 59.2 | 7.34 | 0.0016000 | 3.3856 | 0.0400000 |
| | | | | | Sum d2 | Sum D2 | |
| rp = | 0.5358050 | | | | 59.748732 | 148.32073 | 1493.7183 |
| | | | | | | | 38.648651 |
| | | | | | | | |
| Owens | LNNB | Mixed | LT | N=7 | | | #407.0058 |
| L | 65 | 8.5 | 58.29 | 7.158 | 1.800964 | 2.748964 | 45.0241 |
| F | 55 | 6.5 | 81 | 11.7 | 27.04 | 38.44 | 676 |
| K | 47 | 4.9 | 53.86 | 6.272 | 1.882384 | 0.595984 | 47.0596 |

| | | | | | | | |
|---|---|---|---|---|---|---|---|
| 1 | 70 | 9.5 | 75 | 10.5 | 1 | 25 | 25 |
| 2 | 57 | 6.9 | 77.14 | 10.928 | 16.224784 | 29.463184 | 405.6196 |
| 3 | 52 | 5.9 | 70 | 9.5 | 12.96 | 16 | 324 |
| 4 | 62 | 7.9 | 72.14 | 9.928 | 4.112784 | 19.607184 | 102.8196 |
| 5 | 48 | 5.1 | 61.43 | 7.786 | 7.214596 | 5.225796 | 180.3649 |
| 6 | 57 | 6.9 | 77 | 10.9 | 16 | 29.16 | 400 |
| 7 | 62 | 7.9 | 75.86 | 10.672 | 7.683984 | 26.749584 | 192.0996 |
| 8 | 70 | 9.5 | 90.86 | 13.672 | 17.405584 | 66.781584 | 435.1396 |
| 9 | 75 | 10.5 | 63.71 | 8.242 | 5.098564 | 7.518564 | 127.4641 |
| 0 | 59 | 7.3 | 61.57 | 7.814 | 0.264196 | 5.354596 | 6.6049 |
| | | | | | Sum d2 | Sum D2 | |
| rp = | 0.4613585 | | | | 118.68784 | 272.64544 | 2967.196 |
| | | | | | | | 54.471974 |
| | | | | | | | |
| Owens | LNNB | Mixed | RF | N=13 | | | #407.0059 |
| L | 65 | 8.5 | 59.15 | 7.33 | 1.3689 | 3.3489 | 34.2225 |
| F | 55 | 6.5 | 76.54 | 10.808 | 18.558864 | 28.174864 | 463.9716 |
| K | 47 | 4.9 | 53.31 | 6.162 | 1.592644 | 0.4382440 | 39.8161 |
| 1 | 70 | 9.5 | 72.77 | 10.054 | 0.3069159 | 20.738916 | 7.6728999 |
| 2 | 57 | 6.9 | 79.31 | 11.362 | 19.909444 | 34.363044 | 497.7361 |
| 3 | 52 | 5.9 | 70.77 | 9.654 | 14.092516 | 17.255716 | 352.3129 |
| 4 | 62 | 7.9 | 68.23 | 9.146 | 1.552516 | 13.293316 | 38.8129 |
| 5 | 48 | 5.1 | 58.54 | 7.208 | 4.443664 | 2.917264 | 111.0916 |
| 6 | 57 | 6.9 | 68.15 | 9.13 | 4.9729 | 13.1769 | 124.3225 |
| 7 | 62 | 7.9 | 70.92 | 9.684 | 3.182656 | 17.505856 | 79.5664 |
| 8 | 70 | 9.5 | 79.85 | 11.47 | 3.8809 | 35.6409 | 97.022499 |
| 9 | 75 | 10.5 | 58.08 | 7.116 | 11.451456 | 2.611456 | 286.2864 |
| 0 | 59 | 7.3 | 61.46 | 7.792 | 0.242064 | 5.253264 | 6.0516 |
| | | | | | Sum d2 | Sum D2 | |
| rp = | 0.4809065 | | | | 85.55544 | 194.71864 | 2138.886 |
| | | | | | | | 46.248091 |
| | | | | | | | |
| Owens | LNNB | Mixed | RSM | N=21 | | | #407.0060 |
| L | 65 | 8.5 | 57.71 | 7.042 | 2.125764 | 2.377764 | 53.1441 |
| F | 55 | 6.5 | 65.71 | 8.642 | 4.588164 | 9.872164 | 114.7041 |
| K | 47 | 4.9 | 55.38 | 6.576 | 2.808976 | 1.157776 | 70.2244 |
| 1 | 70 | 9.5 | 65.57 | 8.614 | 0.7849960 | 9.6969959 | 19.624900 |
| 2 | 57 | 6.9 | 69 | 9.3 | 5.76 | 14.44 | 144 |
| 3 | 52 | 5.9 | 64.81 | 8.462 | 6.563844 | 8.773444 | 164.0961 |
| 4 | 62 | 7.9 | 57.29 | 6.958 | 0.887364 | 2.125764 | 22.1841 |
| 5 | 48 | 5.1 | 55.81 | 6.662 | 2.439844 | 1.350244 | 60.9961 |
| 6 | 57 | 6.9 | 61 | 7.7 | 0.64 | 4.84 | 16 |
| 7 | 62 | 7.9 | 62.9 | 8.08 | 0.0323999 | 6.6564 | 0.8099999 |
| 8 | 70 | 9.5 | 67.38 | 8.976 | 0.2745760 | 12.082576 | 6.8644000 |
| 9 | 75 | 10.5 | 57.95 | 7.09 | 11.6281 | 2.5281 | 290.7025 |
| 0 | 59 | 7.3 | 57.24 | 6.948 | 0.123904 | 2.096704 | 3.0975999 |

| | | | | | | | |
|---|---|---|---|---|---|---|---|
| | | | | | Sum d2 | Sum D2 | |
| rp = | 0.5342862 | | | | 38.657932 | 77.997932 | 966.4483 |
| | | | | | | | 31.087751 |
| | | | | | | | |
| Owens | LNNB | Mixed | RPO | N=24 | | | #407.0061 |
| L | 65 | 8.5 | 56.21 | 6.742 | 3.090564 | 1.542564 | 77.2641 |
| F | 55 | 6.5 | 68.92 | 9.284 | 7.750656 | 14.318656 | 193.7664 |
| K | 47 | 4.9 | 53.67 | 6.234 | 1.779556 | 0.538756 | 44.4889 |
| 1 | 70 | 9.5 | 70.17 | 9.534 | 0.0011560 | 16.273156 | 0.0289000 |
| 2 | 57 | 6.9 | 74.5 | 10.4 | 12.25 | 24.01 | 306.25 |
| 3 | 52 | 5.9 | 69.58 | 9.416 | 12.362256 | 15.335056 | 309.0564 |
| 4 | 62 | 7.9 | 63.13 | 8.126 | 0.0510760 | 6.8958760 | 1.2769000 |
| 5 | 48 | 5.1 | 53.88 | 6.276 | 1.382976 | 0.6021760 | 34.5744 |
| 6 | 57 | 6.9 | 65.5 | 8.6 | 2.89 | 9.61 | 72.25 |
| 7 | 62 | 7.9 | 67.54 | 9.008 | 1.227664 | 12.306064 | 30.691600 |
| 8 | 70 | 9.5 | 74.29 | 10.358 | 0.7361640 | 23.600164 | 18.404100 |
| 9 | 75 | 10.5 | 57.17 | 6.934 | 12.716356 | 2.056356 | 317.9089 |
| 0 | 59 | 7.3 | 59.67 | 7.434 | 0.0179560 | 3.740356 | 0.4489000 |
| | | | | | Sum d2 | Sum D2 | |
| rp = | 0.5241494 | | | | 56.25638 | 130.82918 | 1406.4095 |
| | | | | | | | 37.502126 |
| | | | | | | | |
| Owens | LNNB | Mixed | RT | N=21 | | | #407.0062 |
| L | 65 | 8.5 | 56.19 | 6.738 | 3.104644 | 1.532644 | 77.6161 |
| F | 55 | 6.5 | 68.38 | 9.176 | 7.1609759 | 13.512976 | 179.0244 |
| K | 47 | 4.9 | 53.86 | 6.272 | 1.882384 | 0.595984 | 47.0596 |
| 1 | 70 | 9.5 | 67.81 | 9.062 | 0.1918439 | 12.687844 | 4.7960999 |
| 2 | 57 | 6.9 | 71.62 | 9.824 | 8.5497760 | 18.696976 | 213.7444 |
| 3 | 52 | 5.9 | 64.9 | 8.48 | 6.6564 | 8.8804 | 166.41 |
| 4 | 62 | 7.9 | 59.52 | 7.404 | 0.246016 | 3.625216 | 6.1503999 |
| 5 | 48 | 5.1 | 58.52 | 7.204 | 4.426816 | 2.903616 | 110.6704 |
| 6 | 57 | 6.9 | 64.71 | 8.442 | 2.3777639 | 8.6553639 | 59.444099 |
| 7 | 62 | 7.9 | 65.67 | 8.634 | 0.538756 | 9.821956 | 13.4689 |
| 8 | 70 | 9.5 | 72.38 | 9.976 | 0.2265759 | 20.034576 | 5.6643999 |
| 9 | 75 | 10.5 | 57.57 | 7.014 | 12.152196 | 2.292196 | 303.8049 |
| 0 | 59 | 7.3 | 59.19 | 7.338 | 0.0014439 | 3.378244 | 0.0360999 |
| | | | | | Sum d2 | Sum D2 | |
| rp = | 0.5330015 | | | | 47.515592 | 106.61799 | 1187.8898 |
| | | | | | | | 34.465777 |

| | | | | | | | | |
|---|---|---|---|---|---|---|---|---|
| | | | | | | | | |
| | | | | | | | | |
| | | | | | | | | |
| | | | | | | | | |
| | | | | | | | | |
| | | | | | | | | |
| | | | | | | | | |
| | | | | | | | | |
| | | | | | | | | |
| | | | | | | | | |
| | | | | | | | | |
| | | | | | | | | |
| | | | | | | | | |
| | | | | | | | | |
| | | | | | | | | |
| | | | | | | | | |
| | | | | | | | | |
| | | | | | | | | |
| | | | | | | | | |
| | | | | | | | | |
| | | | | | | | | |
| | | | | | | | | |
| | | | | | | | | |
| | | | | | | | | |

| | | | | | | | | |
|---|---|---|---|---|---|---|---|---|
| All 13 scales | | | | | | | | Individual to |
| Green, 2000 | | Chauncey | Appendix D-1; Spike1 | | | | | Need .521 |
| L | 65 | 8.5 | 58.5 | 7.2 | 1.69 | 2.89 | | Canter, 195 |
| F | 55 | 6.5 | 49.8 | 5.46 | 1.0816 | 0.0016000 | | L |
| K | 47 | 4.9 | 54.5 | 6.4 | 2.25 | 0.8100000 | | F |
| 1 | 70 | 9.5 | 68.3 | 9.16 | 0.1156 | 13.3956 | | K |
| 2 | 57 | 6.9 | 55.6 | 6.62 | 0.0784000 | 1.2544 | | 1 |
| 3 | 52 | 5.9 | 58.6 | 7.22 | 1.7424 | 2.9584 | | 2 |
| 4 | 62 | 7.9 | 50.9 | 5.68 | 4.9284 | 0.0323999 | | 3 |
| 5 | 48 | 5.1 | 47.9 | 5.08 | 0.0003999 | 0.1764 | | 4 |
| 6 | 57 | 6.9 | 49.6 | 5.42 | 2.1904 | 0.0064000 | | 5 |
| 7 | 62 | 7.9 | 51 | 5.7 | 4.84 | 0.0400000 | | 6 |
| 8 | 70 | 9.5 | 51.8 | 5.86 | 13.2496 | 0.1296 | | 7 |
| 9 | 75 | 10.5 | 49.4 | 5.38 | 26.2144 | 0.0144 | | 8 |
| 0 | 59 | 7.3 | 48.3 | 5.16 | 4.5796 | 0.1156000 | | 9 |
| | | | | | Sum d2 | Sum D2 | | |
| | | | | | 62.9608 | 21.8248 | | |
| | 49.36 | | | | | | | rp = |
| rp = | 0.0613065 | | | | | | | |
| | | | | | | | | Canter, 195 |
| Green, 2000 | | Chauncey | Appendix D-2; 1-2/2-1 | | | | | L |
| L | 65 | 8.5 | 56.5 | 6.8 | 2.89 | 1.69 | | F |
| F | 55 | 6.5 | 65 | 8.5 | 4 | 9 | | K |
| K | 47 | 4.9 | 45.7 | 4.64 | 0.0675999 | 0.7395999 | | 1 |
| 1 | 70 | 9.5 | 81.5 | 11.8 | 5.29 | 39.69 | | 2 |
| 2 | 57 | 6.9 | 83.7 | 12.24 | 28.5156 | 45.4276 | | 3 |
| 3 | 52 | 5.9 | 73.8 | 10.26 | 19.0096 | 22.6576 | | 4 |
| 4 | 62 | 7.9 | 58.5 | 7.2 | 0.49 | 2.89 | | 5 |
| 5 | 48 | 5.1 | 50.4 | 5.58 | 0.2304 | 0.0064000 | | 6 |
| 6 | 57 | 6.9 | 61.5 | 7.8 | 0.8099999 | 5.29 | | 7 |
| 7 | 62 | 7.9 | 69 | 9.3 | 1.96 | 14.44 | | 8 |
| 8 | 70 | 9.5 | 67.6 | 9.02 | 0.2304 | 12.3904 | | 9 |
| 9 | 75 | 10.5 | 49.3 | 5.36 | 26.4196 | 0.0196000 | | |
| 0 | 59 | 7.3 | 62.3 | 7.96 | 0.4355999 | 6.0516 | | |
| | | | | | Sum d2 | Sum D2 | | rp = |
| | | | | | 90.3488 | 160.2928 | | |
| | | | | | | | | Black & Bla |
| rp = | 0.3976778 | | | | | | | L |
| | | | | | | | | F |
| Green, 2000 | | Chauncey | Appendix D-3; 1-3/3-1 | | | | | K |
| L | 65 | 8.5 | 58.8 | 7.26 | 1.5376 | 3.0976 | | 1 |
| F | 55 | 6.5 | 57.2 | 6.94 | 0.1936 | 2.0736 | | 2 |
| K | 47 | 4.9 | 54.5 | 6.4 | 2.25 | 0.8100000 | | 3 |
| 1 | 70 | 9.5 | 82.6 | 12.02 | 6.3504 | 42.5104 | | 4 |
| 2 | 57 | 6.9 | 70 | 9.5 | 6.76 | 16 | | 5 |
| 3 | 52 | 5.9 | 85.3 | 12.56 | 44.3556 | 49.8436 | | 6 |

| | | | | | | | | |
|---|---|---|---|---|---|---|---|---|
| 4 | 62 | 7.9 | 58.6 | 7.22 | 0.4624 | 2.9584 | | 7 |
| 5 | 48 | 5.1 | 50.7 | 5.64 | 0.2916000 | 0.0196000 | | 8 |
| 6 | 57 | 6.9 | 60 | 7.5 | 0.36 | 4 | | 9 |
| 7 | 62 | 7.9 | 64 | 8.3 | 0.16 | 7.84 | | |
| 8 | 70 | 9.5 | 64.4 | 8.38 | 1.2544 | 8.2944 | | |
| 9 | 75 | 10.5 | 52.3 | 5.96 | 20.6116 | 0.2115999 | | rp = |
| 0 | 59 | 7.3 | 49.9 | 5.48 | 3.3124 | 0.0004000 | | |
| | | | | | Sum d2 | Sum D2 | | Black & Bla |
| | | | | | 87.8996 | 137.6596 | | L |
| | | | | | | | | F |
| rp = | 0.3605422 | | | | | | | K |
| | | | | | | | | 1 |
| Green, 2000 | | Chauncey | Appendix D-4; 1-4/4-1 | | | | | 2 |
| L | 65 | 8.5 | 55 | 6.5 | 4 | 1 | | 3 |
| F | 55 | 6.5 | 61.2 | 7.74 | 1.5376 | 5.0176 | | 4 |
| K | 47 | 4.9 | 53.5 | 6.2 | 1.69 | 0.49 | | 5 |
| 1 | 70 | 9.5 | 73.4 | 10.18 | 0.4624000 | 21.9024 | | 6 |
| 2 | 57 | 6.9 | 62.6 | 8.02 | 1.2544 | 6.3504 | | 7 |
| 3 | 52 | 5.9 | 65.8 | 8.66 | 7.6176 | 9.9856 | | 8 |
| 4 | 62 | 7.9 | 75.5 | 10.6 | 7.29 | 26.01 | | 9 |
| 5 | 48 | 5.1 | 51.3 | 5.76 | 0.4356 | 0.0675999 | | |
| 6 | 57 | 6.9 | 58.8 | 7.26 | 0.1296 | 3.0976 | | |
| 7 | 62 | 7.9 | 60.4 | 7.58 | 0.1024 | 4.3264 | | rp = |
| 8 | 70 | 9.5 | 63.1 | 8.12 | 1.9044 | 6.8644000 | | |
| 9 | 75 | 10.5 | 54.1 | 6.32 | 17.4724 | 0.6724 | | MacAndrev |
| 0 | 59 | 7.3 | 50.6 | 5.62 | 2.8224 | 0.0144 | | L |
| | | | | | Sum d2 | Sum D2 | | F |
| | | | | | 46.7188 | 85.7988 | | K |
| | | | | | | | | 1 |
| rp = | 0.4862610 | | | | | | | 2 |
| | | | | | | | | 3 |
| Green, 2000 | | Chauncey | Appendix D-5; 1-5/5-1 | | | | | 4 |
| L | 65 | 8.5 | 60.9 | 7.68 | 0.6724 | 4.7524 | | 5 |
| F | 55 | 6.5 | 56.5 | 6.8 | 0.0899999 | 1.69 | | 6 |
| K | 47 | 4.9 | 52.9 | 6.08 | 1.3924 | 0.3364 | | 7 |
| 1 | 70 | 9.5 | 71 | 9.7 | 0.0399999 | 17.64 | | 8 |
| 2 | 57 | 6.9 | 58.1 | 7.12 | 0.0483999 | 2.6244 | | 9 |
| 3 | 52 | 5.9 | 61.4 | 7.78 | 3.5344 | 5.1984 | | |
| 4 | 62 | 7.9 | 53 | 6.1 | 3.24 | 0.36 | | |
| 5 | 48 | 5.1 | 72 | 9.9 | 23.04 | 19.36 | | rp = |
| 6 | 57 | 6.9 | 50.1 | 5.52 | 1.9044 | 0.0004000 | | |
| 7 | 62 | 7.9 | 52.4 | 5.98 | 3.6864 | 0.2304 | | MacAndrev |
| 8 | 70 | 9.5 | 56.4 | 6.78 | 7.3984 | 1.6384 | | L |
| 9 | 75 | 10.5 | 52 | 5.9 | 21.16 | 0.16 | | F |
| 0 | 59 | 7.3 | 50.1 | 5.52 | 3.1684 | 0.0004000 | | K |

| | | | | | | | | |
|---|---|---|---|---|---|---|---|---|
| | | | | | Sum d2 | Sum D2 | | 1 |
| | | | | | 69.3752 | 53.9912 | | 2 |
| | | | | | | | | 3 |
| rp = | 0.19670415 | | | | | | | 4 |
| | | | | | | | | 5 |
| Green, 2000 | | Chauncey | Appendix D-6; 1-6/6-1 | | | | | 6 |
| L | 65 | 8.5 | 56.7 | 6.84 | 2.7556 | 1.7956 | | 7 |
| F | 55 | 6.5 | 68.8 | 9.26 | 7.6176 | 14.1376 | | 8 |
| K | 47 | 4.9 | 46.1 | 4.72 | 0.03239999 | 0.60839999 | | 9 |
| 1 | 70 | 9.5 | 79.5 | 11.4 | 3.61 | 34.81 | | |
| 2 | 57 | 6.9 | 68 | 9.1 | 4.84 | 12.96 | | |
| 3 | 52 | 5.9 | 71.5 | 9.8 | 15.21 | 18.49 | | rp = |
| 4 | 62 | 7.9 | 60.4 | 7.58 | 0.1024 | 4.3264 | | |
| 5 | 48 | 5.1 | 51.2 | 5.74 | 0.40960000 | 0.05760000 | | Gendreau, |
| 6 | 57 | 6.9 | 82.2 | 11.94 | 25.4016 | 41.4736 | | L |
| 7 | 62 | 7.9 | 64.5 | 8.4 | 0.25 | 8.41 | | F |
| 8 | 70 | 9.5 | 67.9 | 9.08 | 0.17639999 | 12.8164 | | K |
| 9 | 75 | 10.5 | 55.8 | 6.66 | 14.7456 | 1.3456 | | 1 |
| 0 | 59 | 7.3 | 55 | 6.5 | 0.64 | 1 | | 2 |
| | | | | | Sum d2 | Sum D2 | | 3 |
| | | | | | 75.7912 | 152.2312 | | 4 |
| | | | | | | | | 5 |
| rp = | 0.45352553 | | | | | | | 6 |
| | | | | | | | | 7 |
| Green, 2000 | | Chauncey | Appendix D-7; 1-7/7-1 | | | | | 8 |
| L | 65 | 8.5 | 51.5 | 5.8 | 7.29 | 0.08999999 | | 9 |
| F | 55 | 6.5 | 64.4 | 8.38 | 3.5344 | 8.2944 | | |
| K | 47 | 4.9 | 46 | 4.7 | 0.04000000 | 0.64 | | |
| 1 | 70 | 9.5 | 79.6 | 11.42 | 3.68639999 | 35.0464 | | rp = |
| 2 | 57 | 6.9 | 71.5 | 9.8 | 8.41 | 18.49 | | |
| 3 | 52 | 5.9 | 70.6 | 9.62 | 13.8384 | 16.9744 | | Gendreau, |
| 4 | 62 | 7.9 | 59.3 | 7.36 | 0.29160000 | 3.4596 | | L |
| 5 | 48 | 5.1 | 50.3 | 5.56 | 0.2116 | 0.00359999 | | F |
| 6 | 57 | 6.9 | 61.9 | 7.88 | 0.96039999 | 5.6644 | | K |
| 7 | 62 | 7.9 | 80.1 | 11.52 | 13.1044 | 36.2404 | | 1 |
| 8 | 70 | 9.5 | 70.9 | 9.68 | 0.03240000 | 17.4724 | | 2 |
| 9 | 75 | 10.5 | 54.7 | 6.44 | 16.4836 | 0.88360000 | | 3 |
| 0 | 59 | 7.3 | 60.5 | 7.6 | 0.08999999 | 4.41 | | 4 |
| | | | | | Sum d2 | Sum D2 | | 5 |
| | | | | | 67.9732 | 147.6692 | | 6 |
| | | | | | | | | 7 |
| rp = | 0.48699936 | | | | | | | 8 |
| | | | | | | | | 9 |
| Green, 2000 | | Chauncey | Appendix D-8; 1-8/8-1 | | | | | |
| L | 65 | 8.5 | 53.1 | 6.12 | 5.6644 | 0.3844 | | |

| | | | | | | | | |
|---|---|---|---|---|---|---|---|---|
| F | 55 | 6.5 | 84.2 | 12.34 | 34.1056 | 46.7856 | | rp = |
| K | 47 | 4.9 | 43 | 4.1 | 0.6400000 | 1.96 | | |
| 1 | 70 | 9.5 | 85.6 | 12.62 | 9.7344 | 50.6944 | | Gendreau, |
| 2 | 57 | 6.9 | 75.2 | 10.54 | 13.2496 | 25.4016 | | L |
| 3 | 52 | 5.9 | 75.9 | 10.68 | 22.8484 | 26.8324 | | F |
| 4 | 62 | 7.9 | 66.2 | 8.74 | 0.7056 | 10.4976 | | K |
| 5 | 48 | 5.1 | 52.5 | 6 | 0.8100000 | 0.25 | | 1 |
| 6 | 57 | 6.9 | 71 | 9.7 | 7.8399999 | 17.64 | | 2 |
| 7 | 62 | 7.9 | 75.4 | 10.58 | 7.1824000 | 25.8064 | | 3 |
| 8 | 70 | 9.5 | 88.1 | 13.12 | 13.1044 | 58.0644 | | 4 |
| 9 | 75 | 10.5 | 62.5 | 8 | 6.25 | 6.25 | | 5 |
| 0 | 59 | 7.3 | 61.6 | 7.82 | 0.2704 | 5.3824 | | 6 |
| | | | | | Sum d2 | Sum D2 | | 7 |
| | | | | | 122.4052 | 275.9492 | | 8 |
| | | | | | | | | 9 |
| rp = | 0.4531996 | | | | | | | |
| | | | | | | | | |
| Green, 2000 | | Chauncey | Appendix D-9; 1-9/9-1 | | | | | rp = |
| L | 65 | 8.5 | 53.8 | 6.26 | 5.0176 | 0.5776 | | |
| F | 55 | 6.5 | 59.7 | 7.44 | 0.8836000 | 3.7636 | | Fow, 1994 |
| K | 47 | 4.9 | 46.4 | 4.78 | 0.0144000 | 0.5184000 | | L |
| 1 | 70 | 9.5 | 73.3 | 10.16 | 0.4356 | 21.7156 | | F |
| 2 | 57 | 6.9 | 57 | 6.9 | 0 | 1.96 | | K |
| 3 | 52 | 5.9 | 63.4 | 8.18 | 5.1984 | 7.1824 | | 1 |
| 4 | 62 | 7.9 | 56.8 | 6.86 | 1.0816 | 1.8496 | | 2 |
| 5 | 48 | 5.1 | 49.9 | 5.48 | 0.1444 | 0.0004000 | | 3 |
| 6 | 57 | 6.9 | 54.9 | 6.48 | 0.1764000 | 0.9603999 | | 4 |
| 7 | 62 | 7.9 | 57.8 | 7.06 | 0.7056000 | 2.4336 | | 5 |
| 8 | 70 | 9.5 | 61.8 | 7.86 | 2.6896 | 5.5696 | | 6 |
| 9 | 75 | 10.5 | 74.4 | 10.38 | 0.0143999 | 23.8144 | | 7 |
| 0 | 59 | 7.3 | 46.2 | 4.74 | 6.5536 | 0.5776 | | 8 |
| | | | | | Sum d2 | Sum D2 | | 9 |
| | | | | | 22.9152 | 70.9232 | | |
| | | | | | | | | |
| rp = | 0.6799517 | | | | | | | rp = |
| | | | | | | | | |
| Green, 2000 | | Chauncey | Appendix D-10; 1-0/0-1 | | 1 | | | Fow, 1994 |
| L | 65 | 8.5 | 54.8 | 6.46 | 4.1616 | 0.9215999 | | L |
| F | 55 | 6.5 | 59.7 | 7.44 | 0.8836000 | 3.7636 | | F |
| K | 47 | 4.9 | 41 | 3.7 | 1.44 | 3.24 | | K |
| 1 | 70 | 9.5 | 72.1 | 9.92 | 0.1763999 | 19.5364 | | 1 |
| 2 | 57 | 6.9 | 63.9 | 8.28 | 1.9044 | 7.7284 | | 2 |
| 3 | 52 | 5.9 | 60.1 | 7.52 | 2.6244 | 4.0804 | | 3 |
| 4 | 62 | 7.9 | 49.9 | 5.48 | 5.8564 | 0.0004000 | | 4 |
| 5 | 48 | 5.1 | 49.4 | 5.38 | 0.0784000 | 0.0144 | | 5 |
| 6 | 57 | 6.9 | 53.6 | 6.22 | 0.4624 | 0.5184000 | | 6 |

| | | | | | | | | |
|---|---|---|---|---|---|---|---|---|
| 7 | 62 | 7.9 | 59.1 | 7.32 | 0.3364 | 3.3124 | | 7 |
| 8 | 70 | 9.5 | 56.9 | 6.88 | 6.8644 | 1.9044 | | 8 |
| 9 | 75 | 10.5 | 45.6 | 4.62 | 34.5744 | 0.7744 | | 9 |
| 0 | 59 | 7.3 | 71.4 | 9.78 | 6.1504000 | 18.3184 | | |
| | | | | | Sum d2 | Sum D2 | | |
| | | | | | 65.5132 | 64.1132 | | rp = |
| | | | | | | | | |
| rp = | 0.2679533 | | | | | | | Fow, 1994 |
| | | | | | | | | L |
| Green, 2000 | | Chauncey | Appendix D-11; Spike 2 | | 2 | | | F |
| L | 65 | 8.5 | 54.5 | 6.4 | 4.41 | 0.8100000 | | K |
| F | 55 | 6.5 | 53.1 | 6.12 | 0.1444 | 0.3844 | | 1 |
| K | 47 | 4.9 | 47.3 | 4.96 | 0.0035999 | 0.2916000 | | 2 |
| 1 | 70 | 9.5 | 55 | 6.5 | 9 | 1 | | 3 |
| 2 | 57 | 6.9 | 69.6 | 9.42 | 6.3503999 | 15.3664 | | 4 |
| 3 | 52 | 5.9 | 54.2 | 6.34 | 0.1936 | 0.7056000 | | 5 |
| 4 | 62 | 7.9 | 52 | 5.9 | 4 | 0.16 | | 6 |
| 5 | 48 | 5.1 | 49.2 | 5.34 | 0.0576000 | 0.0255999 | | 7 |
| 6 | 57 | 6.9 | 52.1 | 5.92 | 0.9604000 | 0.1764 | | 8 |
| 7 | 62 | 7.9 | 55.9 | 6.68 | 1.4884 | 1.3924 | | 9 |
| 8 | 70 | 9.5 | 51.2 | 5.74 | 14.1376 | 0.0576000 | | |
| 9 | 75 | 10.5 | 44.9 | 4.48 | 36.2404 | 1.0404 | | |
| 0 | 59 | 7.3 | 55.7 | 6.64 | 0.4355999 | 1.2996 | | rp = |
| | | | | | Sum d2 | Sum D2 | | |
| | | | | | 77.422 | 22.71 | | Fow, 1994 |
| | | | | | | | | L |
| rp = | -0.0358012 | | | | | | | F |
| | | | | | | | | K |
| Green, 2000 | | Chauncey | Appendix D-12; 2-3/3-2 | | 2 | | | 1 |
| L | 65 | 8.5 | 57.5 | 7 | 2.25 | 2.25 | | 2 |
| F | 55 | 6.5 | 62.5 | 8 | 2.25 | 6.25 | | 3 |
| K | 47 | 4.9 | 49.6 | 5.42 | 0.2704 | 0.0064000 | | 4 |
| 1 | 70 | 9.5 | 76.8 | 10.86 | 1.8496 | 28.7296 | | 5 |
| 2 | 57 | 6.9 | 87 | 12.9 | 36 | 54.76 | | 6 |
| 3 | 52 | 5.9 | 87.1 | 12.92 | 49.2804 | 55.0564 | | 7 |
| 4 | 62 | 7.9 | 63.7 | 8.24 | 0.1156 | 7.5076 | | 8 |
| 5 | 48 | 5.1 | 50.4 | 5.58 | 0.2304 | 0.0064000 | | 9 |
| 6 | 57 | 6.9 | 65.6 | 8.62 | 2.9584 | 9.7344 | | |
| 7 | 62 | 7.9 | 73.1 | 10.12 | 4.9283999 | 21.3444 | | |
| 8 | 70 | 9.5 | 69 | 9.3 | 0.0399999 | 14.44 | | rp = |
| 9 | 75 | 10.5 | 48.2 | 5.14 | 28.7296 | 0.1296 | | |
| 0 | 59 | 7.3 | 58.5 | 7.2 | 0.0099999 | 2.89 | | Fow, 1994 |
| | | | | | Sum d2 | Sum D2 | | L |
| | | | | | 128.9128 | 203.1048 | | F |
| | | | | | | | | K |

| | | | | | | | | |
|---|---|---|---|---|---|---|---|---|
| rp = | 0.3239623 | | | | | | | 1 |
| | | | | | | | | 2 |
| Green, 2000 | | Chauncey | Appendix D-13; 2-4/4-2 | | 2 | | | 3 |
| L | 65 | 8.5 | 50.4 | 5.58 | 8.5264 | 0.0064000 | | 4 |
| F | 55 | 6.5 | 69.3 | 9.36 | 8.1796 | 14.8996 | | 5 |
| K | 47 | 4.9 | 45.8 | 4.66 | 0.0576000 | 0.7056000 | | 6 |
| 1 | 70 | 9.5 | 61.9 | 7.88 | 2.6244 | 5.6644 | | 7 |
| 2 | 57 | 6.9 | 80.4 | 11.58 | 21.9024 | 36.9664 | | 8 |
| 3 | 52 | 5.9 | 64.5 | 8.4 | 6.25 | 8.41 | | 9 |
| 4 | 62 | 7.9 | 80.5 | 11.6 | 13.69 | 37.21 | | |
| 5 | 48 | 5.1 | 50.2 | 5.54 | 0.1936000 | 0.0016000 | | |
| 6 | 57 | 6.9 | 64.9 | 8.48 | 2.4964 | 8.8804 | | rp = |
| 7 | 62 | 7.9 | 69.2 | 9.34 | 2.0736 | 14.7456 | | |
| 8 | 70 | 9.5 | 67.2 | 8.94 | 0.3135999 | 11.8336 | | Fow, 1994 |
| 9 | 75 | 10.5 | 49.9 | 5.48 | 25.2004 | 0.0004000 | | L |
| 0 | 59 | 7.3 | 61 | 7.7 | 0.16 | 4.84 | | F |
| | | | | | Sum d2 | Sum D2 | | K |
| | | | | | 91.668 | 144.164 | | 1 |
| | | | | | | | | 2 |
| rp = | 0.3571488 | | | | | | | 3 |
| | | | | | | | | 4 |
| Green, 2000 | | Chauncey | Appendix D-14; 2-5/5-2 | | 2 | | | 5 |
| L | 65 | 8.5 | 53.6 | 6.22 | 5.1984 | 0.5184000 | | 6 |
| F | 55 | 6.5 | 58.9 | 7.28 | 0.6083999 | 3.1684 | | 7 |
| K | 47 | 4.9 | 45.2 | 4.54 | 0.1296 | 0.9215999 | | 8 |
| 1 | 70 | 9.5 | 57.8 | 7.06 | 5.9536 | 2.4336 | | 9 |
| 2 | 57 | 6.9 | 73.5 | 10.2 | 10.89 | 22.09 | | |
| 3 | 52 | 5.9 | 57.9 | 7.08 | 1.3924 | 2.4964 | | |
| 4 | 62 | 7.9 | 56.2 | 6.74 | 1.3456 | 1.5376 | | rp = |
| 5 | 48 | 5.1 | 73.3 | 10.16 | 25.6036 | 21.7156 | | |
| 6 | 57 | 6.9 | 56.4 | 6.78 | 0.0144000 | 1.6384 | | Fow, 1994 |
| 7 | 62 | 7.9 | 61.3 | 7.76 | 0.0196000 | 5.1076 | | L |
| 8 | 70 | 9.5 | 59.5 | 7.4 | 4.41 | 3.61 | | F |
| 9 | 75 | 10.5 | 48.2 | 5.14 | 28.7296 | 0.1296 | | K |
| 0 | 59 | 7.3 | 58 | 7.1 | 0.0400000 | 2.56 | | 1 |
| | | | | | Sum d2 | Sum D2 | | 2 |
| | | | | | 84.3352 | 67.9272 | | 3 |
| | | | | | | | | 4 |
| rp = | 0.1634342 | | | | | | | 5 |
| | | | | | | | | 6 |
| Green, 2000 | | Chauncey | Appendix D-15; 2-6/6-2 | | 2 | | | 7 |
| L | 65 | 8.5 | 54 | 6.3 | 4.84 | 0.64 | | 8 |
| F | 55 | 6.5 | 73.3 | 10.16 | 13.3956 | 21.7156 | | 9 |
| K | 47 | 4.9 | 42.5 | 4 | 0.8100000 | 2.25 | | |
| 1 | 70 | 9.5 | 68 | 9.1 | 0.16 | 12.96 | | |

| | | | | | | | | |
|---|---|---|---|---|---|---|---|---|
| 2 | 57 | 6.9 | 84.6 | 12.42 | 30.4704 | 47.8864 | | rp = |
| 3 | 52 | 5.9 | 68.8 | 9.26 | 11.2896 | 14.1376 | | |
| 4 | 62 | 7.9 | 66 | 8.7 | 0.6399999 | 10.24 | | Fow, 1994 |
| 5 | 48 | 5.1 | 51 | 5.7 | 0.3600000 | 0.0400000 | | L |
| 6 | 57 | 6.9 | 85.2 | 12.54 | 31.8096 | 49.5616 | | F |
| 7 | 62 | 7.9 | 72.5 | 10 | 4.41 | 20.25 | | K |
| 8 | 70 | 9.5 | 71.8 | 9.86 | 0.1296 | 19.0096 | | 1 |
| 9 | 75 | 10.5 | 49.6 | 5.42 | 25.8064 | 0.0064000 | | 2 |
| 0 | 59 | 7.3 | 64.9 | 8.48 | 1.3924 | 8.8804 | | 3 |
| | | | | | Sum d2 | Sum D2 | | 4 |
| | | | | | 125.5136 | 207.5776 | | 5 |
| | | | | | | | | 6 |
| rp = | 0.3436359 | | | | | | | 7 |
| | | | | | | | | 8 |
| Green, 2000 | | Chauncey | Appendix D-16; 2-7/7-2 | | 2 | | | 9 |
| L | 65 | 8.5 | 51.6 | 5.82 | 7.1824 | 0.1024 | | |
| F | 55 | 6.5 | 67.1 | 8.92 | 5.8563999 | 11.6964 | | |
| K | 47 | 4.9 | 45.6 | 4.62 | 0.0784000 | 0.7744 | | rp = |
| 1 | 70 | 9.5 | 67.3 | 8.96 | 0.2916000 | 11.9716 | | |
| 2 | 57 | 6.9 | 85.7 | 12.64 | 32.9476 | 50.9796 | | Fow, 1994 |
| 3 | 52 | 5.9 | 68.4 | 9.18 | 10.7584 | 13.5424 | | L |
| 4 | 62 | 7.9 | 64 | 8.3 | 0.16 | 7.84 | | F |
| 5 | 48 | 5.1 | 51 | 5.7 | 0.3600000 | 0.0400000 | | K |
| 6 | 57 | 6.9 | 66 | 8.7 | 3.24 | 10.24 | | 1 |
| 7 | 62 | 7.9 | 82.8 | 12.06 | 17.3056 | 43.0336 | | 2 |
| 8 | 70 | 9.5 | 72 | 9.9 | 0.16 | 19.36 | | 3 |
| 9 | 75 | 10.5 | 47.4 | 4.98 | 30.4704 | 0.2704 | | 4 |
| 0 | 59 | 7.3 | 67.5 | 9 | 2.89 | 12.25 | | 5 |
| | | | | | Sum d2 | Sum D2 | | 6 |
| | | | | | 111.7008 | 182.1008 | | 7 |
| | | | | | | | | 8 |
| rp = | 0.3489900 | | | | | | | 9 |
| | | | | | | | | |
| Green, 2000 | | Chauncey | Appendix D-17; 2-8/8- | | 2 | | | |
| L | 65 | 8.5 | 51.5 | 5.8 | 7.29 | 0.0899999 | | rp = |
| F | 55 | 6.5 | 87.9 | 13.08 | 43.2964 | 57.4564 | | |
| K | 47 | 4.9 | 40 | 3.5 | 1.96 | 4 | | Fow, 1994 |
| 1 | 70 | 9.5 | 75.4 | 10.58 | 1.1664 | 25.8064 | | L |
| 2 | 57 | 6.9 | 89.7 | 13.44 | 42.7716 | 63.0436 | | F |
| 3 | 52 | 5.9 | 73.4 | 10.18 | 18.3184 | 21.9024 | | K |
| 4 | 62 | 7.9 | 71 | 9.7 | 3.24 | 17.64 | | 1 |
| 5 | 48 | 5.1 | 53 | 6.1 | 1 | 0.36 | | 2 |
| 6 | 57 | 6.9 | 74.3 | 10.36 | 11.9716 | 23.6196 | | 3 |
| 7 | 62 | 7.9 | 80.4 | 11.58 | 13.5424 | 36.9664 | | 4 |
| 8 | 70 | 9.5 | 90.1 | 13.52 | 16.1604 | 64.3204 | | 5 |
| 9 | 75 | 10.5 | 55.4 | 6.58 | 15.3664 | 1.1664 | | 6 |

| | | | | | | | | |
|---|---|---|---|---|---|---|---|---|
| 0 | 59 | 7.3 | 70.4 | 9.58 | 5.19840000 | 16.6464 | | 7 |
| | | | | | Sum d2 | Sum D2 | | 8 |
| | | | | | 181.282 | 333.018 | | 9 |
| | | | | | | | | |
| rp = | 0.35676826 | | | | | | | |
| | | | | | | | | rp = |
| Green, 2000 | | Chauncey | Appendix D-18; 2-9/9-2 | | 2 | | | |
| L | 65 | 8.5 | 55.4 | 6.58 | 3.6864 | 1.1664 | | Fow, 1994 |
| F | 55 | 6.5 | 61 | 7.7 | 1.44 | 4.84 | | L |
| K | 47 | 4.9 | 41.1 | 3.72 | 1.3924 | 3.1684 | | F |
| 1 | 70 | 9.5 | 61.2 | 7.74 | 3.0976 | 5.0176 | | K |
| 2 | 57 | 6.9 | 72.5 | 10 | 9.61 | 20.25 | | 1 |
| 3 | 52 | 5.9 | 59.2 | 7.34 | 2.0736 | 3.3856 | | 2 |
| 4 | 62 | 7.9 | 57.1 | 6.92 | 0.96040000 | 2.0164 | | 3 |
| 5 | 48 | 5.1 | 51 | 5.7 | 0.36000000 | 0.04000000 | | 4 |
| 6 | 57 | 6.9 | 54.6 | 6.42 | 0.2304 | 0.8464 | | 5 |
| 7 | 62 | 7.9 | 59.9 | 7.48 | 0.17640000 | 3.9204 | | 6 |
| 8 | 70 | 9.5 | 61.9 | 7.88 | 2.6244 | 5.6644 | | 7 |
| 9 | 75 | 10.5 | 72.9 | 10.08 | 0.17639999 | 20.9764 | | 8 |
| 0 | 59 | 7.3 | 53 | 6.1 | 1.44 | 0.36 | | 9 |
| | | | | | Sum d2 | Sum D2 | | |
| | | | | | 27.268 | 71.652 | | |
| | | | | | | | | rp = |
| rp = | 0.63220933 | | | | | | | |
| | | | | | | | | Fow, 1994 |
| Green, 2000 | | Chauncey | Appendix D-19; 2-0/0-2 | | 2 | | | L |
| L | 65 | 8.5 | 51.6 | 5.82 | 7.1824 | 0.1024 | | F |
| F | 55 | 6.5 | 62.5 | 8 | 2.25 | 6.25 | | K |
| K | 47 | 4.9 | 40.8 | 3.66 | 1.5376 | 3.3856 | | 1 |
| 1 | 70 | 9.5 | 58.3 | 7.16 | 5.4756 | 2.7556 | | 2 |
| 2 | 57 | 6.9 | 77.6 | 11.02 | 16.9744 | 30.4704 | | 3 |
| 3 | 52 | 5.9 | 55.7 | 6.64 | 0.5476 | 1.2996 | | 4 |
| 4 | 62 | 7.9 | 56.8 | 6.86 | 1.0816 | 1.8496 | | 5 |
| 5 | 48 | 5.1 | 50.7 | 5.64 | 0.29160000 | 0.01960000 | | 6 |
| 6 | 57 | 6.9 | 57 | 6.9 | 0 | 1.96 | | 7 |
| 7 | 62 | 7.9 | 65.1 | 8.52 | 0.38439999 | 9.1204 | | 8 |
| 8 | 70 | 9.5 | 60.2 | 7.54 | 3.8416 | 4.1616 | | 9 |
| 9 | 75 | 10.5 | 42.5 | 4 | 42.25 | 2.25 | | |
| 0 | 59 | 7.3 | 74.7 | 10.44 | 9.85960000 | 24.4036 | | |
| | | | | | Sum d2 | Sum D2 | | rp = |
| | | | | | 91.6764 | 88.0284 | | |
| | | | | | | | | Hartlage, 1 |
| rp = | 0.19955925 | | | | | | | L |
| | | | | | | | | F |
| Green, 2000 | | Chauncey | Appendix D-20; Spike 3 | | 3 | | | K |

| | | | | | | | | |
|---|---|---|---|---|---|---|---|---|
| L | 65 | 8.5 | 57.1 | 6.92 | 2.4964 | 2.0164 | | 1 |
| F | 55 | 6.5 | 46.8 | 4.86 | 2.6896 | 0.4096000 | | 2 |
| K | 47 | 4.9 | 59 | 7.3 | 5.76 | 3.24 | | 3 |
| 1 | 70 | 9.5 | 58.3 | 7.16 | 5.4756 | 2.7556 | | 4 |
| 2 | 57 | 6.9 | 53.2 | 6.14 | 0.5776 | 0.4096000 | | 5 |
| 3 | 52 | 5.9 | 68.3 | 9.16 | 10.6276 | 13.3956 | | 6 |
| 4 | 62 | 7.9 | 54.3 | 6.36 | 2.3716 | 0.7395999 | | 7 |
| 5 | 48 | 5.1 | 49.7 | 5.44 | 0.1156000 | 0.0035999 | | 8 |
| 6 | 57 | 6.9 | 52.4 | 5.98 | 0.8464000 | 0.2304 | | 9 |
| 7 | 62 | 7.9 | 51.7 | 5.84 | 4.2436 | 0.1156000 | | |
| 8 | 70 | 9.5 | 50.5 | 5.6 | 15.21 | 0.0099999 | | |
| 9 | 75 | 10.5 | 47.6 | 5.02 | 30.0304 | 0.2304 | | rp = |
| 0 | 59 | 7.3 | 43.9 | 4.28 | 9.1204 | 1.4884 | | |
| | | | | | Sum d2 | Sum D2 | | Owens |
| | | | | | 89.5648 | 25.0448 | | L |
| | | | | | | | | F |
| rp = | -0.0924561 | | | | | | | K |
| | | | | | | | | 1 |
| Green, 2000 | | Chauncey | Appendix D-21; 3-4/4-3 | | 3 | | | 2 |
| L | 65 | 8.5 | 52.6 | 6.02 | 6.1504 | 0.2704 | | 3 |
| F | 55 | 6.5 | 58 | 7.1 | 0.36 | 2.56 | | 4 |
| K | 47 | 4.9 | 55.8 | 6.66 | 3.0976 | 1.3456 | | 5 |
| 1 | 70 | 9.5 | 65.2 | 8.54 | 0.9215999 | 9.2416000 | | 6 |
| 2 | 57 | 6.9 | 63.9 | 8.28 | 1.9044 | 7.7284 | | 7 |
| 3 | 52 | 5.9 | 76.5 | 10.8 | 24.01 | 28.09 | | 8 |
| 4 | 62 | 7.9 | 77.5 | 11 | 9.61 | 30.25 | | 9 |
| 5 | 48 | 5.1 | 50.6 | 5.62 | 0.2704 | 0.0144 | | |
| 6 | 57 | 6.9 | 61.6 | 7.82 | 0.8464 | 5.3824 | | |
| 7 | 62 | 7.9 | 62.7 | 8.04 | 0.0196000 | 6.4516 | | rp = |
| 8 | 70 | 9.5 | 62.4 | 7.98 | 2.3104 | 6.1504 | | |
| 9 | 75 | 10.5 | 52.7 | 6.04 | 19.8916 | 0.2916000 | | Fox, 1964 |
| 0 | 59 | 7.3 | 47.7 | 5.04 | 5.1076 | 0.2115999 | | L |
| | | | | | Sum d2 | Sum D2 | | F |
| | | | | | 74.5 | 97.988 | | K |
| | | | | | | | | 1 |
| rp = | 0.3283689 | | | | | | | 2 |
| | | | | | | | | 3 |
| Green, 2000 | | Chauncey | Appendix D-22; 3-5/5-3 | | 3 | N = 114 | | 4 |
| L | 65 | 8.5 | 58.8 | 7.26 | 1.5376 | 3.0976 | | 5 |
| F | 55 | 6.5 | 49.7 | 5.44 | 1.1236 | 0.0035999 | | 6 |
| K | 47 | 4.9 | 58.5 | 7.2 | 5.29 | 2.89 | | 7 |
| 1 | 70 | 9.5 | 62 | 7.9 | 2.56 | 5.76 | | 8 |
| 2 | 57 | 6.9 | 55.5 | 6.6 | 0.0900000 | 1.21 | | 9 |
| 3 | 52 | 5.9 | 70.4 | 9.58 | 13.5424 | 16.6464 | | |
| 4 | 62 | 7.9 | 56.1 | 6.72 | 1.3924 | 1.4884 | | |

| | | | | | | | | |
|---|---|---|---|---|---|---|---|---|
| 5 | 48 | 5.1 | 70.4 | 9.58 | 20.0704 | 16.6464 | | rp = |
| 6 | 57 | 6.9 | 52.6 | 6.02 | 0.7744 | 0.2704 | | |
| 7 | 62 | 7.9 | 54.2 | 6.34 | 2.4336 | 0.7056000 | | Fox, 1964 |
| 8 | 70 | 9.5 | 54.4 | 6.38 | 9.7344 | 0.7744 | | L |
| 9 | 75 | 10.5 | 49.9 | 5.48 | 25.2004 | 0.0004000 | | F |
| 0 | 59 | 7.3 | 43.9 | 4.28 | 9.1204 | 1.4884 | | K |
| | | | | | Sum d2 | Sum D2 | | 1 |
| | | | | | 92.8696 | 50.9816 | | 2 |
| | | | | | | | | 3 |
| rp = | 0.0386727 | | | | | | | 4 |
| | | | | | | | | 5 |
| Green, 2000 | | Chauncey | Appendix D-23; 3-6/6-3 | | 3 | N = 734 | | 6 |
| L | 65 | 8.5 | 54.6 | 6.42 | 4.3264 | 0.8464 | | 7 |
| F | 55 | 6.5 | 63.9 | 8.28 | 3.1684 | 7.7284 | | 8 |
| K | 47 | 4.9 | 50.1 | 5.52 | 0.3844 | 0.0004000 | | 9 |
| 1 | 70 | 9.5 | 72.2 | 9.94 | 0.1936000 | 19.7136 | | |
| 2 | 57 | 6.9 | 69.9 | 9.48 | 6.6564 | 15.8404 | | |
| 3 | 52 | 5.9 | 83 | 12.1 | 38.44 | 43.56 | | rp = |
| 4 | 62 | 7.9 | 65.9 | 8.68 | 0.6084000 | 10.1124 | | |
| 5 | 48 | 5.1 | 51.1 | 5.72 | 0.3844000 | 0.0484000 | | Fox, 1964 |
| 6 | 57 | 6.9 | 84.1 | 12.32 | 29.3764 | 46.5124 | | L |
| 7 | 62 | 7.9 | 67.7 | 9.04 | 1.2996 | 12.5316 | | F |
| 8 | 70 | 9.5 | 68.6 | 9.22 | 0.0784000 | 13.8384 | | K |
| 9 | 75 | 10.5 | 55.6 | 6.62 | 15.0544 | 1.2544 | | 1 |
| 0 | 59 | 7.3 | 50.7 | 5.64 | 2.7556 | 0.0196000 | | 2 |
| | | | | | Sum d2 | Sum D2 | | 3 |
| | | | | | 102.7264 | 172.0064 | | 4 |
| | | | | | | | | 5 |
| rp = | 0.3660679 | | | | | | | 6 |
| | | | | | | | | 7 |
| Green, 2000 | | Chauncey | Appendix D-24; 3-7/7-3 | | 3 | N = 442 | | 8 |
| L | 65 | 8.5 | 52.4 | 5.98 | 6.3504 | 0.2304 | | 9 |
| F | 55 | 6.5 | 59.8 | 7.46 | 0.9215999 | 3.8416 | | |
| K | 47 | 4.9 | 52.1 | 5.92 | 1.0404 | 0.1764 | | |
| 1 | 70 | 9.5 | 72.4 | 9.98 | 0.2304 | 20.0704 | | rp = |
| 2 | 57 | 6.9 | 73.7 | 10.24 | 11.1556 | 22.4676 | | |
| 3 | 52 | 5.9 | 83.7 | 12.24 | 40.1956 | 45.4276 | | Fox, 1964 |
| 4 | 62 | 7.9 | 65.2 | 8.54 | 0.4096000 | 9.2416000 | | L |
| 5 | 48 | 5.1 | 51.5 | 5.8 | 0.49 | 0.0899999 | | F |
| 6 | 57 | 6.9 | 66.1 | 8.72 | 3.3123999 | 10.3684 | | K |
| 7 | 62 | 7.9 | 82 | 11.9 | 16 | 40.96 | | 1 |
| 8 | 70 | 9.5 | 71.1 | 9.72 | 0.0483999 | 17.8084 | | 2 |
| 9 | 75 | 10.5 | 52.9 | 6.08 | 19.5364 | 0.3364 | | 3 |
| 0 | 59 | 7.3 | 54.7 | 6.44 | 0.7395999 | 0.8836000 | | 4 |
| | | | | | Sum d2 | Sum D2 | | 5 |

| | | | | | | | | |
|---|---|---|---|---|---|---|---|---|
| | | | | | 100.4304 | 171.9024 | | 6 |
| | | | | | | | | 7 |
| rp = | 0.3756130( | | | | | | | 8 |
| | | | | | | | | 9 |
| Green, 2000 | | Chauncey | Appendix D-25; 3-8/8-3 | | 3 | N = 439 | | |
| L | 65 | 8.5 | 54 | 6.3 | 4.84 | 0.64 | | |
| F | 55 | 6.5 | 80.4 | 11.58 | 25.8064 | 36.9664 | | rp = |
| K | 47 | 4.9 | 45.7 | 4.64 | 0.0675999 | 0.7395999 | | |
| 1 | 70 | 9.5 | 80.7 | 11.64 | 4.5796 | 37.6996 | | Fox, 1964 |
| 2 | 57 | 6.9 | 78 | 11.1 | 17.64 | 31.36 | | L |
| 3 | 52 | 5.9 | 90 | 13.5 | 57.76 | 64 | | F |
| 4 | 62 | 7.9 | 70.9 | 9.68 | 3.1684 | 17.4724 | | K |
| 5 | 48 | 5.1 | 53.4 | 6.18 | 1.1664 | 0.4624 | | 1 |
| 6 | 57 | 6.9 | 74 | 10.3 | 11.56 | 23.04 | | 2 |
| 7 | 62 | 7.9 | 78.2 | 11.14 | 10.4976 | 31.8096 | | 3 |
| 8 | 70 | 9.5 | 89.3 | 13.36 | 14.8996 | 61.7796 | | 4 |
| 9 | 75 | 10.5 | 61.6 | 7.82 | 7.1824 | 5.3824 | | 5 |
| 0 | 59 | 7.3 | 58.2 | 7.14 | 0.0255999 | 2.6896 | | 6 |
| | | | | | Sum d2 | Sum D2 | | 7 |
| | | | | | 159.1936 | 314.0416 | | 8 |
| | | | | | | | | 9 |
| rp = | 0.3907575 | | | | | | | |
| | | | | | | | | |
| Green, 2000 | | Chauncey | Appendix D-26; 3-9/9-3 | | 3 | N = 116 | | rp = |
| L | 65 | 8.5 | 52.4 | 5.98 | 6.3504 | 0.2304 | | |
| F | 55 | 6.5 | 58 | 7.1 | 0.36 | 2.56 | | Fox, 1964 |
| K | 47 | 4.9 | 49.4 | 5.38 | 0.2304 | 0.0144 | | L |
| 1 | 70 | 9.5 | 64.6 | 8.42 | 1.1664 | 8.5263999 | | F |
| 2 | 57 | 6.9 | 56.9 | 6.88 | 0.0004000 | 1.9044 | | K |
| 3 | 52 | 5.9 | 74.8 | 10.46 | 20.7936 | 24.6016 | | 1 |
| 4 | 62 | 7.9 | 59.5 | 7.4 | 0.25 | 3.61 | | 2 |
| 5 | 48 | 5.1 | 50.1 | 5.52 | 0.1764000 | 0.0004000 | | 3 |
| 6 | 57 | 6.9 | 57.4 | 6.98 | 0.0063999 | 2.1904 | | 4 |
| 7 | 62 | 7.9 | 58.7 | 7.24 | 0.4356 | 3.0276 | | 5 |
| 8 | 70 | 9.5 | 62.2 | 7.94 | 2.4336 | 5.9536 | | 6 |
| 9 | 75 | 10.5 | 75 | 10.5 | 0 | 25 | | 7 |
| 0 | 59 | 7.3 | 43.7 | 4.24 | 9.3636 | 1.5876 | | 8 |
| | | | | | Sum d2 | Sum D2 | | 9 |
| | | | | | 41.5668 | 79.2068 | | |
| | | | | | | | | |
| rp = | 0.5113628 | | | | | | | rp = |
| | | | | | | | | |
| Green, 2000 | | Chauncey | Appendix D-27; 3-0/0-3 | | 3 | N = 14 | | Farberow, |
| L | 65 | 8.5 | 56.6 | 6.82 | 2.8224 | 1.7424 | | L |
| F | 55 | 6.5 | 59.6 | 7.42 | 0.8464 | 3.6864 | | F |

| | | | | | | |
|---|---|---|---|---|---|---|
| K | 47 | 4.9 | 45 | 4.5 | 0.16 | 1 |
| 1 | 70 | 9.5 | 63.9 | 8.28 | 1.4884 | 7.7284 |
| 2 | 57 | 6.9 | 67.4 | 8.98 | 4.3264 | 12.1104 |
| 3 | 52 | 5.9 | 74.5 | 10.4 | 20.25 | 24.01 |
| 4 | 62 | 7.9 | 59.1 | 7.32 | 0.3364 | 3.3124 |
| 5 | 48 | 5.1 | 45.4 | 4.58 | 0.2704 | 0.8464 |
| 6 | 57 | 6.9 | 58.5 | 7.2 | 0.0899999 | 2.89 |
| 7 | 62 | 7.9 | 66.4 | 8.78 | 0.7744000 | 10.7584 |
| 8 | 70 | 9.5 | 61.3 | 7.76 | 3.0276 | 5.1076 |
| 9 | 75 | 10.5 | 44.7 | 4.44 | 36.7236 | 1.1236 |
| 0 | 59 | 7.3 | 74 | 10.3 | 9.0000000 | 23.04 |
| | | | | | Sum d2 | Sum D2 |
| | | | | | 80.116 | 97.356 |
| | | | | | | |
| rp = | 0.2936093 | | | | | |
| | | | | | | |
| Green, 2000 | | Chauncey | Appendix D-28; Spike 4 | | 4 | N = 1,268 |
| L | 65 | 8.5 | 53.7 | 6.24 | 5.1076 | 0.5476 |
| F | 55 | 6.5 | 51.1 | 5.72 | 0.6083999 | 0.0484000 |
| K | 47 | 4.9 | 58.1 | 7.12 | 4.9284 | 2.6244 |
| 1 | 70 | 9.5 | 51 | 5.7 | 14.44 | 0.0400000 |
| 2 | 57 | 6.9 | 51.3 | 5.76 | 1.2996 | 0.0675999 |
| 3 | 52 | 5.9 | 54 | 6.3 | 0.16 | 0.64 |
| 4 | 62 | 7.9 | 70.3 | 9.56 | 2.7555999 | 16.4836 |
| 5 | 48 | 5.1 | 48.5 | 5.2 | 0.0100000 | 0.0899999 |
| 6 | 57 | 6.9 | 53.8 | 6.26 | 0.4096000 | 0.5776 |
| 7 | 62 | 7.9 | 52.4 | 5.98 | 3.6864 | 0.2304 |
| 8 | 70 | 9.5 | 53.4 | 6.18 | 11.0224 | 0.4624 |
| 9 | 75 | 10.5 | 50.1 | 5.52 | 24.8004 | 0.0004000 |
| 0 | 59 | 7.3 | 45.2 | 4.54 | 7.6175999 | 0.9215999 |
| | | | | | Sum d2 | Sum D2 |
| | | | | | 76.846 | 22.734 |
| | | | | | | |
| rp = | -0.0319054 | | | | | |
| | | | | | | |
| Green, 2000 | | Chauncey | Appendix D-29; 4-5/5-4 | | 4 | N = 204 |
| L | 65 | 8.5 | 53.5 | 6.2 | 5.29 | 0.49 |
| F | 55 | 6.5 | 56.2 | 6.74 | 0.0576000 | 1.5376 |
| K | 47 | 4.9 | 54.4 | 6.38 | 2.1904 | 0.7744 |
| 1 | 70 | 9.5 | 51.5 | 5.8 | 13.69 | 0.0899999 |
| 2 | 57 | 6.9 | 53.3 | 6.16 | 0.5476000 | 0.4355999 |
| 3 | 52 | 5.9 | 54 | 6.3 | 0.16 | 0.64 |
| 4 | 62 | 7.9 | 72.3 | 9.96 | 4.2435999 | 19.8916 |
| 5 | 48 | 5.1 | 71.4 | 9.78 | 21.9024 | 18.3184 |
| 6 | 57 | 6.9 | 55.6 | 6.62 | 0.0784000 | 1.2544 |
| 7 | 62 | 7.9 | 54.4 | 6.38 | 2.3104 | 0.7744 |

| |
|---|
| K |
| 1 |
| 2 |
| 3 |
| 4 |
| 5 |
| 6 |
| 7 |
| 8 |
| 9 |
| |
| |
| rp = |
| |
| Farberow, 1 |
| L |
| F |
| K |
| 1 |
| 2 |
| 3 |
| 4 |
| 5 |
| 6 |
| 7 |
| 8 |
| 9 |
| |
| |
| rp = |
| |
| Owens |
| L |
| F |
| K |
| 1 |
| 2 |
| 3 |
| 4 |
| 5 |
| 6 |
| 7 |
| 8 |
| 9 |
| |

| | | | | | | | | |
|---|---|---|---|---|---|---|---|---|
| 8 | 70 | 9.5 | 58.1 | 7.12 | 5.6644 | 2.6244 | | rp = |
| 9 | 75 | 10.5 | 54 | 6.3 | 17.64 | 0.64 | | |
| 0 | 59 | 7.3 | 47.1 | 4.92 | 5.6644 | 0.3364 | | |
| | | | | | Sum d2 | Sum D2 | | |
| | | | | | 79.4392 | 47.8072 | | |
| | | | | | | | | |
| rp = | 0.1003814 | | | | | | | |
| | | | | | | | | |
| Green, 2000 | | Chauncey | Appendix D-30; 4-6/6-4 | | 4 | N = 1,104 | | |
| L | 65 | 8.5 | 51.2 | 5.74 | 7.6176 | 0.0576000 | | |
| F | 55 | 6.5 | 68.1 | 9.12 | 6.8644 | 13.1044 | | |
| K | 47 | 4.9 | 46.8 | 4.86 | 0.0016000 | 0.4096000 | | |
| 1 | 70 | 9.5 | 56.3 | 6.76 | 7.5076 | 1.5876 | | |
| 2 | 57 | 6.9 | 62.6 | 8.02 | 1.2544 | 6.3504 | | |
| 3 | 52 | 5.9 | 59.8 | 7.46 | 2.4336 | 3.8416 | | |
| 4 | 62 | 7.9 | 79.3 | 11.36 | 11.9716 | 34.3396 | | |
| 5 | 48 | 5.1 | 51.7 | 5.84 | 0.5476000 | 0.1156000 | | |
| 6 | 57 | 6.9 | 80.7 | 11.64 | 22.4676 | 37.6996 | | |
| 7 | 62 | 7.9 | 62.8 | 8.06 | 0.0255999 | 6.5535999 | | |
| 8 | 70 | 9.5 | 65.8 | 8.66 | 0.7056 | 9.9856 | | |
| 9 | 75 | 10.5 | 56.8 | 6.86 | 13.2496 | 1.8496 | | |
| 0 | 59 | 7.3 | 52.8 | 6.06 | 1.5376 | 0.3136 | | |
| | | | | | Sum d2 | Sum D2 | | |
| | | | | | 76.1844 | 116.2084 | | |
| | | | | | | | | |
| rp = | 0.3697330 | | | | | | | |
| | | | | | | | | |
| Green, 2000 | | Chauncey | Appendix D-31; 4-7/7-4 | | 4 | N = 446 | | |
| L | 65 | 8.5 | 47.3 | 4.96 | 12.5316 | 0.2916000 | | |
| F | 55 | 6.5 | 65.7 | 8.64 | 4.5796 | 9.8596 | | |
| K | 47 | 4.9 | 48.2 | 5.14 | 0.0576000 | 0.1296 | | |
| 1 | 70 | 9.5 | 58 | 7.1 | 5.76 | 2.56 | | |
| 2 | 57 | 6.9 | 67.7 | 9.04 | 4.5796 | 12.5316 | | |
| 3 | 52 | 5.9 | 61 | 7.7 | 3.24 | 4.84 | | |
| 4 | 62 | 7.9 | 80.2 | 11.54 | 13.2496 | 36.4816 | | |
| 5 | 48 | 5.1 | 51.3 | 5.76 | 0.4356 | 0.0675999 | | |
| 6 | 57 | 6.9 | 65.1 | 8.52 | 2.6244 | 9.1204 | | |
| 7 | 62 | 7.9 | 78 | 11.1 | 10.24 | 31.36 | | |
| 8 | 70 | 9.5 | 69.6 | 9.42 | 0.0064000 | 15.3664 | | |
| 9 | 75 | 10.5 | 55.7 | 6.64 | 14.8996 | 1.2996 | | |
| 0 | 59 | 7.3 | 57 | 6.9 | 0.16 | 1.96 | | |
| | | | | | Sum d2 | Sum D2 | | |
| | | | | | 72.364 | 125.868 | | |
| | | | | | | | | |
| rp = | 0.4154576 | | | | | | | |
| | | | | | | | | |

| | | | | | | |
|---|---|---|---|---|---|---|
| Green, 2000 | | Chauncey | Appendix D-32; 4-8/8-4 | | 4 | N = 692 |
| L | 65 | 8.5 | 47.6 | 5.02 | 12.1104 | 0.2304 |
| F | 55 | 6.5 | 82 | 11.9 | 29.16 | 40.96 |
| K | 47 | 4.9 | 44.9 | 4.48 | 0.1764000 | 1.0404 |
| 1 | 70 | 9.5 | 62.7 | 8.04 | 2.1316 | 6.4516 |
| 2 | 57 | 6.9 | 67.9 | 9.08 | 4.7524000 | 12.8164 |
| 3 | 52 | 5.9 | 62.8 | 8.06 | 4.6655999 | 6.5535999 |
| 4 | 62 | 7.9 | 83.8 | 12.26 | 19.0096 | 45.6976 |
| 5 | 48 | 5.1 | 54.7 | 6.44 | 1.7956 | 0.8836000 |
| 6 | 57 | 6.9 | 70 | 9.5 | 6.76 | 16 |
| 7 | 62 | 7.9 | 71.4 | 9.78 | 3.5344 | 18.3184 |
| 8 | 70 | 9.5 | 82.8 | 12.06 | 6.5535999 | 43.0336 |
| 9 | 75 | 10.5 | 61.7 | 7.84 | 7.0756 | 5.4756 |
| 0 | 59 | 7.3 | 58.2 | 7.14 | 0.0255999 | 2.6896 |
| | | | | | Sum d2 | Sum D2 |
| | | | | | 97.7508 | 200.1508 |
| | | | | | | |
| rp = | 0.4370192 | | | | | |
| | | | | | | |
| Green, 2000 | | Chauncey | Appendix D-33; 4-9/9-4 | | 4 | N = 440 |
| L | 65 | 8.5 | 49 | 5.3 | 10.24 | 0.0400000 |
| F | 55 | 6.5 | 63.8 | 8.26 | 3.0976 | 7.6176 |
| K | 47 | 4.9 | 47 | 4.9 | 0 | 0.36 |
| 1 | 70 | 9.5 | 51.6 | 5.82 | 13.5424 | 0.1024 |
| 2 | 57 | 6.9 | 52.4 | 5.98 | 0.8464000 | 0.2304 |
| 3 | 52 | 5.9 | 52.6 | 6.02 | 0.0144 | 0.2704 |
| 4 | 62 | 7.9 | 75.4 | 10.58 | 7.1824000 | 25.8064 |
| 5 | 48 | 5.1 | 50.4 | 5.58 | 0.2304 | 0.0064000 |
| 6 | 57 | 6.9 | 59.2 | 7.34 | 0.1936 | 3.3856 |
| 7 | 62 | 7.9 | 56.7 | 6.84 | 1.1236 | 1.7956 |
| 8 | 70 | 9.5 | 61.9 | 7.88 | 2.6244 | 5.6644 |
| 9 | 75 | 10.5 | 75.2 | 10.54 | 0.0016000 | 25.4016 |
| 0 | 59 | 7.3 | 45.1 | 4.52 | 7.7284 | 0.9603999 |
| | | | | | Sum d2 | Sum D2 |
| | | | | | 46.8252 | 71.6412 |
| | | | | | | |
| rp = | 0.4419805 | | | | | |
| | | | | | | |
| Green, 2000 | | Chauncey | Appendix D-34;4-0/0-4 | | 4 | N = 70 |
| L | 65 | 8.5 | 48.7 | 5.24 | 10.6276 | 0.0675999 |
| F | 55 | 6.5 | 64 | 8.3 | 3.24 | 7.84 |
| K | 47 | 4.9 | 40.9 | 3.68 | 1.4884 | 3.3124 |
| 1 | 70 | 9.5 | 50.5 | 5.6 | 15.21 | 0.0099999 |
| 2 | 57 | 6.9 | 63.3 | 8.16 | 1.5876 | 7.0756 |
| 3 | 52 | 5.9 | 47.8 | 5.06 | 0.7056000 | 0.1936 |
| 4 | 62 | 7.9 | 74 | 10.3 | 5.76 | 23.04 |

| | | | | | | |
|---|---|---|---|---|---|---|
| 5 | 48 | 5.1 | 50.8 | 5.66 | 0.3136 | 0.0255999 |
| 6 | 57 | 6.9 | 60.6 | 7.62 | 0.5184 | 4.4944 |
| 7 | 62 | 7.9 | 61.3 | 7.76 | 0.0196000 | 5.1076 |
| 8 | 70 | 9.5 | 60.1 | 7.52 | 3.9204 | 4.0804 |
| 9 | 75 | 10.5 | 47.7 | 5.04 | 29.8116 | 0.2115999 |
| 0 | 59 | 7.3 | 72.7 | 10.04 | 7.5076000 | 20.6116 |
| | | | | | Sum d2 | Sum D2 |
| | | | | | 80.7104 | 76.0704 |
| | | | | | | |
| rp = | 0.2169391 | | | | | |
| | | | | | | |
| Green, 2000 | | Chauncey | Appendix D-35; Spike 5 | | 5 | N = 1,365 |
| L | 65 | 8.5 | 57.9 | 7.08 | 2.0164 | 2.4964 |
| F | 55 | 6.5 | 47 | 4.9 | 2.56 | 0.36 |
| K | 47 | 4.9 | 56.5 | 6.8 | 3.61 | 1.69 |
| 1 | 70 | 9.5 | 48.3 | 5.16 | 18.8356 | 0.1156000 |
| 2 | 57 | 6.9 | 46.5 | 4.8 | 4.41 | 0.49 |
| 3 | 52 | 5.9 | 48.8 | 5.26 | 0.4096000 | 0.0576000 |
| 4 | 62 | 7.9 | 50 | 5.5 | 5.76 | 0 |
| 5 | 48 | 5.1 | 69 | 9.3 | 17.64 | 14.44 |
| 6 | 57 | 6.9 | 47.8 | 5.06 | 3.3856 | 0.1936 |
| 7 | 62 | 7.9 | 46.3 | 4.76 | 9.8596 | 0.5476 |
| 8 | 70 | 9.5 | 48 | 5.1 | 19.36 | 0.16 |
| 9 | 75 | 10.5 | 48.8 | 5.26 | 27.4576 | 0.0576000 |
| 0 | 59 | 7.3 | 44.4 | 4.38 | 8.5264 | 1.2544 |
| | | | | | Sum d2 | Sum D2 |
| | | | | | 123.8308 | 21.8628 |
| | | | | | | |
| rp = | -0.2697104 | | | | | |
| | | | | | | |
| Green, 2000 | | Chauncey | Appendix D-36;5-6/6-5 | | 5 | N = 154 |
| L | 65 | 8.5 | 53 | 6.1 | 5.76 | 0.36 |
| F | 55 | 6.5 | 55.8 | 6.66 | 0.0255999 | 1.3456 |
| K | 47 | 4.9 | 47.4 | 4.98 | 0.0063999 | 0.2704 |
| 1 | 70 | 9.5 | 50.2 | 5.54 | 15.6816 | 0.0016000 |
| 2 | 57 | 6.9 | 53.9 | 6.28 | 0.3844000 | 0.6083999 |
| 3 | 52 | 5.9 | 53 | 6.1 | 0.0399999 | 0.36 |
| 4 | 62 | 7.9 | 57.9 | 7.08 | 0.6724 | 2.4964 |
| 5 | 48 | 5.1 | 70.9 | 9.68 | 20.9764 | 17.4724 |
| 6 | 57 | 6.9 | 73.1 | 10.12 | 10.3684 | 21.3444 |
| 7 | 62 | 7.9 | 54.7 | 6.44 | 2.1316 | 0.8836000 |
| 8 | 70 | 9.5 | 57.1 | 6.92 | 6.6564 | 2.0164 |
| 9 | 75 | 10.5 | 52.8 | 6.06 | 19.7136 | 0.3136 |
| 0 | 59 | 7.3 | 50.3 | 5.56 | 3.0276 | 0.0035999 |
| | | | | | Sum d2 | Sum D2 |
| | | | | | 85.4444 | 47.4764 |

| | | | | | | |
|---|---|---|---|---|---|---|
| rp = | 0.06249698 | | | | | |
| | | | | | | |
| Green, 2000 | | Chauncey | Appendix D-37;5-7/7-5 | | 5 | N = 68 |
| L | 65 | 8.5 | 48.1 | 5.12 | 11.4244 | 0.1444 |
| F | 55 | 6.5 | 56.5 | 6.8 | 0.08999999 | 1.69 |
| K | 47 | 4.9 | 47.5 | 5 | 0.00999999 | 0.25 |
| 1 | 70 | 9.5 | 52.2 | 5.94 | 12.6736 | 0.1936 |
| 2 | 57 | 6.9 | 62.7 | 8.04 | 1.2996 | 6.4516 |
| 3 | 52 | 5.9 | 55 | 6.5 | 0.36 | 1 |
| 4 | 62 | 7.9 | 59.2 | 7.34 | 0.3136 | 3.3856 |
| 5 | 48 | 5.1 | 72.3 | 9.96 | 23.6196 | 19.8916 |
| 6 | 57 | 6.9 | 57.7 | 7.04 | 0.01960000 | 2.3716 |
| 7 | 62 | 7.9 | 73.3 | 10.16 | 5.1076 | 21.7156 |
| 8 | 70 | 9.5 | 63 | 8.1 | 1.96 | 6.76 |
| 9 | 75 | 10.5 | 53.6 | 6.22 | 18.3184 | 0.51840000 |
| 0 | 59 | 7.3 | 57.3 | 6.96 | 0.11560000 | 2.1316 |
| | | | | | Sum d2 | Sum D2 |
| | | | | | 75.312 | 66.504 |
| | | | | | | |
| rp = | 0.21211867 | | | | | |
| | | | | | | |
| Green, 2000 | | Chauncey | Appendix D-38;5-8/8-5 | | 5 | N = 76 |
| L | 65 | 8.5 | 52.1 | 5.92 | 6.6564 | 0.1764 |
| F | 55 | 6.5 | 68.6 | 9.22 | 7.39839999 | 13.8384 |
| K | 47 | 4.9 | 44.9 | 4.48 | 0.17640000 | 1.0404 |
| 1 | 70 | 9.5 | 55.1 | 6.52 | 8.8804 | 1.0404 |
| 2 | 57 | 6.9 | 55.8 | 6.66 | 0.05760000 | 1.3456 |
| 3 | 52 | 5.9 | 52.1 | 5.92 | 0.00039999 | 0.1764 |
| 4 | 62 | 7.9 | 58 | 7.1 | 0.64000000 | 2.56 |
| 5 | 48 | 5.1 | 73.2 | 10.14 | 25.4016 | 21.5296 |
| 6 | 57 | 6.9 | 59.5 | 7.4 | 0.25 | 3.61 |
| 7 | 62 | 7.9 | 60.4 | 7.58 | 0.1024 | 4.3264 |
| 8 | 70 | 9.5 | 72.2 | 9.94 | 0.19360000 | 19.7136 |
| 9 | 75 | 10.5 | 57.3 | 6.96 | 12.5316 | 2.1316 |
| 0 | 59 | 7.3 | 54.6 | 6.42 | 0.7744 | 0.8464 |
| | | | | | Sum d2 | Sum D2 |
| | | | | | 63.0632 | 72.3352 |
| | | | | | | |
| rp = | 0.31734416 | | | | | |
| | | | | | | |
| Green, 2000 | | Chauncey | Appendix D-39;5-9/9-5 | | 5 | N = 187 |
| L | 65 | 8.5 | 53.8 | 6.26 | 5.0176 | 0.5776 |
| F | 55 | 6.5 | 55.1 | 6.52 | 0.00040000 | 1.0404 |
| K | 47 | 4.9 | 48 | 5.1 | 0.03999999 | 0.16 |
| 1 | 70 | 9.5 | 48.9 | 5.28 | 17.8084 | 0.04840000 |

| | | | | | | |
|---|---|---|---|---|---|---|
| 2 | 57 | 6.9 | 45.8 | 4.66 | 5.01760000 | 0.70560000 |
| 3 | 52 | 5.9 | 46.4 | 4.78 | 1.2544 | 0.51840000 |
| 4 | 62 | 7.9 | 53.9 | 6.28 | 2.6244 | 0.60839999 |
| 5 | 48 | 5.1 | 71.1 | 9.72 | 21.3444 | 17.8084 |
| 6 | 57 | 6.9 | 51.2 | 5.74 | 1.3456 | 0.05760000 |
| 7 | 62 | 7.9 | 49.6 | 5.42 | 6.1504 | 0.00640000 |
| 8 | 70 | 9.5 | 54.2 | 6.34 | 9.98559999 | 0.70560000 |
| 9 | 75 | 10.5 | 70.5 | 9.6 | 0.81000000 | 16.81 |
| 0 | 59 | 7.3 | 44.3 | 4.36 | 8.6436 | 1.2996 |
| | | | | | Sum d2 | Sum D2 |
| | | | | | 80.0424 | 40.3464 |
| | | | | | | |
| rp = | 0.05693118 | | | | | |
| | | | | | | |
| Green, 2000 | | Chauncey | Appendix D-40;5-0/0-5 | | 5 | N = 42 |
| L | 65 | 8.5 | 49.3 | 5.36 | 9.8596 | 0.01960000 |
| F | 55 | 6.5 | 57.7 | 7.04 | 0.29160000 | 2.3716 |
| K | 47 | 4.9 | 41 | 3.7 | 1.44 | 3.24 |
| 1 | 70 | 9.5 | 45.1 | 4.52 | 24.8004 | 0.96039999 |
| 2 | 57 | 6.9 | 58.5 | 7.2 | 0.08999999 | 2.89 |
| 3 | 52 | 5.9 | 44.9 | 4.48 | 2.0164 | 1.0404 |
| 4 | 62 | 7.9 | 51.5 | 5.8 | 4.41 | 0.08999999 |
| 5 | 48 | 5.1 | 70.8 | 9.66 | 20.7936 | 17.3056 |
| 6 | 57 | 6.9 | 52.3 | 5.96 | 0.88360000 | 0.21159999 |
| 7 | 62 | 7.9 | 55.1 | 6.52 | 1.9044 | 1.0404 |
| 8 | 70 | 9.5 | 52.8 | 6.06 | 11.8336 | 0.3136 |
| 9 | 75 | 10.5 | 44.4 | 4.38 | 37.4544 | 1.2544 |
| 0 | 59 | 7.3 | 69.7 | 9.44 | 4.57960000 | 15.5236 |
| | | | | | Sum d2 | Sum D2 |
| | | | | | 120.3572 | 46.2612 |
| | | | | | | |
| rp = | -0.1145299 | | | | | |
| | | | | | | |
| Green, 2000 | | Chauncey | Appendix D-41; Spike 6 | | 6 | N = 909 |
| L | 65 | 8.5 | 54.1 | 6.32 | 4.7524 | 0.6724 |
| F | 55 | 6.5 | 50.4 | 5.58 | 0.8464 | 0.00640000 |
| K | 47 | 4.9 | 52.4 | 5.98 | 1.1664 | 0.2304 |
| 1 | 70 | 9.5 | 49.5 | 5.4 | 16.81 | 0.00999999 |
| 2 | 57 | 6.9 | 51 | 5.7 | 1.44 | 0.04000000 |
| 3 | 52 | 5.9 | 52.6 | 6.02 | 0.0144 | 0.2704 |
| 4 | 62 | 7.9 | 54.2 | 6.34 | 2.4336 | 0.70560000 |
| 5 | 48 | 5.1 | 48.9 | 5.28 | 0.03239999 | 0.04840000 |
| 6 | 57 | 6.9 | 71.2 | 9.74 | 8.0656 | 17.9776 |
| 7 | 62 | 7.9 | 51.1 | 5.72 | 4.7524 | 0.04840000 |
| 8 | 70 | 9.5 | 50.9 | 5.68 | 14.5924 | 0.03239999 |
| 9 | 75 | 10.5 | 49.8 | 5.46 | 25.4016 | 0.00160000 |

| | | | | | | |
|---|---|---|---|---|---|---|
| 0 | 59 | 7.3 | 46.6 | 4.82 | 6.1504 | 0.4624 |
| | | | | | Sum d2 | Sum D2 |
| | | | | | 86.458 | 20.506 |
| | | | | | | |
| rp = | -0.1061385 | | | | | |
| | | | | | | |
| Green, 2000 | | Chauncey | Appendix D-42;6-7/7-6 | | 6 | N = 493 |
| L | 65 | 8.5 | 49.3 | 5.36 | 9.8596 | 0.0196000 |
| F | 55 | 6.5 | 69.5 | 9.4 | 8.41 | 15.21 |
| K | 47 | 4.9 | 44 | 4.3 | 0.3600000 | 1.44 |
| 1 | 70 | 9.5 | 62.4 | 7.98 | 2.3104 | 6.1504 |
| 2 | 57 | 6.9 | 70.8 | 9.66 | 7.6176 | 17.3056 |
| 3 | 52 | 5.9 | 63.4 | 8.18 | 5.1984 | 7.1824 |
| 4 | 62 | 7.9 | 66.1 | 8.72 | 0.6723999 | 10.3684 |
| 5 | 48 | 5.1 | 52.4 | 5.98 | 0.7744 | 0.2304 |
| 6 | 57 | 6.9 | 83.6 | 12.22 | 28.3024 | 45.1584 |
| 7 | 62 | 7.9 | 81.1 | 11.72 | 14.5924 | 38.6884 |
| 8 | 70 | 9.5 | 73.1 | 10.12 | 0.3843999 | 21.3444 |
| 9 | 75 | 10.5 | 55.1 | 6.52 | 15.8404 | 1.0404 |
| 0 | 59 | 7.3 | 60.8 | 7.66 | 0.1296 | 4.6656 |
| | | | | | Sum d2 | Sum D2 |
| | | | | | 94.452 | 168.804 |
| | | | | | | |
| rp = | 0.3957315 | | | | | |
| | | | | | | |
| Green, 2000 | | Chauncey | Appendix D-43;6-8/8-6 | | 6 | N = 1,929 |
| L | 65 | 8.5 | 50.5 | 5.6 | 8.41 | 0.0099999 |
| F | 55 | 6.5 | 99 | 15.3 | 77.44 | 96.04 |
| K | 47 | 4.9 | 37.7 | 3.04 | 3.4596 | 6.0516 |
| 1 | 70 | 9.5 | 73.6 | 10.22 | 0.5183999 | 22.2784 |
| 2 | 57 | 6.9 | 77.3 | 10.96 | 16.4836 | 29.8116 |
| 3 | 52 | 5.9 | 70.8 | 9.66 | 14.1376 | 17.3056 |
| 4 | 62 | 7.9 | 73.9 | 10.28 | 5.6644 | 22.8484 |
| 5 | 48 | 5.1 | 54.1 | 6.32 | 1.4884 | 0.6724 |
| 6 | 57 | 6.9 | 96.5 | 14.8 | 62.41 | 86.49 |
| 7 | 62 | 7.9 | 80.9 | 11.68 | 14.2884 | 38.1924 |
| 8 | 70 | 9.5 | 95 | 14.5 | 25 | 81 |
| 9 | 75 | 10.5 | 64.4 | 8.38 | 4.4944 | 8.2944 |
| 0 | 59 | 7.3 | 66.1 | 8.72 | 2.0164 | 10.3684 |
| | | | | | Sum d2 | Sum D2 |
| | | | | | 235.8112 | 419.3632 |
| | | | | | | |
| rp = | 0.3305899 | | | | | |
| | | | | | | |
| Green, 2000 | | Chauncey | Appendix D-44;6-9/9-6 | | 6 | N = 356 |
| L | 65 | 8.5 | 50.5 | 5.6 | 8.41 | 0.0099999 |

| | | | | | | |
|---|---|---|---|---|---|---|
| F | 55 | 6.5 | 64.3 | 8.36 | 3.4596 | 8.1796 |
| K | 47 | 4.9 | 44.3 | 4.36 | 0.2916000 | 1.2996 |
| 1 | 70 | 9.5 | 52.5 | 6 | 12.25 | 0.25 |
| 2 | 57 | 6.9 | 50.7 | 5.64 | 1.5876 | 0.0196000 |
| 3 | 52 | 5.9 | 51.6 | 5.82 | 0.0064000 | 0.1024 |
| 4 | 62 | 7.9 | 59.7 | 7.44 | 0.2116 | 3.7636 |
| 5 | 48 | 5.1 | 50.7 | 5.64 | 0.2916000 | 0.0196000 |
| 6 | 57 | 6.9 | 75.3 | 10.56 | 13.3956 | 25.6036 |
| 7 | 62 | 7.9 | 57 | 6.9 | 1 | 1.96 |
| 8 | 70 | 9.5 | 62.3 | 7.96 | 2.3716 | 6.0516 |
| 9 | 75 | 10.5 | 75.4 | 10.58 | 0.0064000 | 25.8064 |
| 0 | 59 | 7.3 | 45.8 | 4.66 | 6.9696 | 0.7056000 |
| | | | | | Sum d2 | Sum D2 |
| | | | | | 50.2516 | 73.7716 |
| | | | | | | |
| rp = | 0.4203406 | | | | | |
| | | | | | | |
| Green, 2000 | | Chauncey | Appendix D-45;6-0/0-6 | | 6 | N = 139 |
| L | 65 | 8.5 | 52.1 | 5.92 | 6.6564 | 0.1764 |
| F | 55 | 6.5 | 64.9 | 8.48 | 3.9204 | 8.8804 |
| K | 47 | 4.9 | 38.8 | 3.26 | 2.6896 | 5.0176 |
| 1 | 70 | 9.5 | 50.7 | 5.64 | 14.8996 | 0.0196000 |
| 2 | 57 | 6.9 | 64.2 | 8.34 | 2.0736 | 8.0656 |
| 3 | 52 | 5.9 | 48.5 | 5.2 | 0.49 | 0.0899999 |
| 4 | 62 | 7.9 | 57.8 | 7.06 | 0.7056000 | 2.4336 |
| 5 | 48 | 5.1 | 49.9 | 5.48 | 0.1444 | 0.0004000 |
| 6 | 57 | 6.9 | 75.1 | 10.52 | 13.1044 | 25.2004 |
| 7 | 62 | 7.9 | 59.7 | 7.44 | 0.2116 | 3.7636 |
| 8 | 70 | 9.5 | 59.1 | 7.32 | 4.7524 | 3.3124 |
| 9 | 75 | 10.5 | 46.7 | 4.84 | 32.0356 | 0.4355999 |
| 0 | 59 | 7.3 | 72.2 | 9.94 | 6.9696000 | 19.7136 |
| | | | | | Sum d2 | Sum D2 |
| | | | | | 88.6532 | 77.1092 |
| | | | | | | |
| rp = | 0.1757882 | | | | | |
| | | | | | | |
| Green, 2000 | | Chauncey | Appendix D-46; Spike 7 | | 7 | N = 185 |
| L | 65 | 8.5 | 50.3 | 5.56 | 8.6436 | 0.0035999 |
| F | 55 | 6.5 | 51.2 | 5.74 | 0.5776 | 0.0576000 |
| K | 47 | 4.9 | 51 | 5.7 | 0.64 | 0.0400000 |
| 1 | 70 | 9.5 | 52.2 | 5.94 | 12.6736 | 0.1936 |
| 2 | 57 | 6.9 | 57.5 | 7 | 0.0099999 | 2.25 |
| 3 | 52 | 5.9 | 52.3 | 5.96 | 0.0035999 | 0.2115999 |
| 4 | 62 | 7.9 | 54.3 | 6.36 | 2.3716 | 0.7395999 |
| 5 | 48 | 5.1 | 50 | 5.5 | 0.16 | 0 |
| 6 | 57 | 6.9 | 54.1 | 6.32 | 0.3364 | 0.6724 |

| | | | | | | |
|---|---|---|---|---|---|---|
| 7 | 62 | 7.9 | 68.6 | 9.22 | 1.7424 | 13.8384 |
| 8 | 70 | 9.5 | 55.9 | 6.68 | 7.9524 | 1.3924 |
| 9 | 75 | 10.5 | 49.7 | 5.44 | 25.6036 | 0.0035999 |
| 0 | 59 | 7.3 | 53.5 | 6.2 | 1.21 | 0.49 |
| | | | | | Sum d2 | Sum D2 |
| | | | | | 61.9248 | 19.8928 |
| | | | | | | |
| rp = | 0.05586319 | | | | | |
| | | | | | | |
| Green, 2000 | | Chauncey | Appendix D-47;7-8/8-7 | | 7 | N = 1,263 |
| L | 65 | 8.5 | 47.8 | 5.06 | 11.8336 | 0.1936 |
| F | 55 | 6.5 | 84.6 | 12.42 | 35.0464 | 47.8864 |
| K | 47 | 4.9 | 40.8 | 3.66 | 1.5376 | 3.3856 |
| 1 | 70 | 9.5 | 71.1 | 9.72 | 0.04839999 | 17.8084 |
| 2 | 57 | 6.9 | 76.9 | 10.88 | 15.8404 | 28.9444 |
| 3 | 52 | 5.9 | 68.4 | 9.18 | 10.7584 | 13.5424 |
| 4 | 62 | 7.9 | 70.1 | 9.52 | 2.6244 | 16.1604 |
| 5 | 48 | 5.1 | 54.7 | 6.44 | 1.7956 | 0.8836000 |
| 6 | 57 | 6.9 | 73.7 | 10.24 | 11.1556 | 22.4676 |
| 7 | 62 | 7.9 | 88.3 | 13.16 | 27.6676 | 58.6756 |
| 8 | 70 | 9.5 | 90.7 | 13.64 | 17.1396 | 66.2596 |
| 9 | 75 | 10.5 | 60.5 | 7.6 | 8.41 | 4.41 |
| 0 | 59 | 7.3 | 67.2 | 8.94 | 2.6896 | 11.8336 |
| | | | | | Sum d2 | Sum D2 |
| | | | | | 146.5472 | 292.4512 |
| | | | | | | |
| rp = | 0.39983749 | | | | | |
| | | | | | | |
| Green, 2000 | | Chauncey | Appendix D-48;7-9/9-7 | | 7 | N = 98 |
| L | 65 | 8.5 | 45.3 | 4.56 | 15.5236 | 0.8836000 |
| F | 55 | 6.5 | 63.5 | 8.2 | 2.89 | 7.29 |
| K | 47 | 4.9 | 43.2 | 4.14 | 0.5776 | 1.8496 |
| 1 | 70 | 9.5 | 57.6 | 7.02 | 6.1504 | 2.3104 |
| 2 | 57 | 6.9 | 59.2 | 7.34 | 0.1936 | 3.3856 |
| 3 | 52 | 5.9 | 56.5 | 6.8 | 0.80999999 | 1.69 |
| 4 | 62 | 7.9 | 61.2 | 7.74 | 0.0256 | 5.0176 |
| 5 | 48 | 5.1 | 53.7 | 6.24 | 1.2996 | 0.5476 |
| 6 | 57 | 6.9 | 60.4 | 7.58 | 0.4624 | 4.3264 |
| 7 | 62 | 7.9 | 74.1 | 10.32 | 5.85639999 | 23.2324 |
| 8 | 70 | 9.5 | 67.4 | 8.98 | 0.2704 | 12.1104 |
| 9 | 75 | 10.5 | 77 | 10.9 | 0.16 | 29.16 |
| 0 | 59 | 7.3 | 49.9 | 5.48 | 3.3124 | 0.0004000 |
| | | | | | Sum d2 | Sum D2 |
| | | | | | 37.532 | 91.804 |
| | | | | | | |
| rp = | 0.57993463 | | | | | |

| | | | | | | |
|---|---|---|---|---|---|---|
| Green, 2000 | | Chauncey | Appendix D-49;7-0/0-7 | | 7 | N = 147 |
| L | 65 | 8.5 | 48.7 | 5.24 | 10.6276 | 0.0675999 |
| F | 55 | 6.5 | 60.7 | 7.64 | 1.2996 | 4.5796 |
| K | 47 | 4.9 | 42 | 3.9 | 1 | 2.56 |
| 1 | 70 | 9.5 | 54.3 | 6.36 | 9.8596 | 0.7395999 |
| 2 | 57 | 6.9 | 66.9 | 8.88 | 3.9204 | 11.4244 |
| 3 | 52 | 5.9 | 52.3 | 5.96 | 0.0035999 | 0.2115999 |
| 4 | 62 | 7.9 | 57.9 | 7.08 | 0.6724 | 2.4964 |
| 5 | 48 | 5.1 | 52 | 5.9 | 0.6400000 | 0.16 |
| 6 | 57 | 6.9 | 57.7 | 7.04 | 0.0196000 | 2.3716 |
| 7 | 62 | 7.9 | 75.4 | 10.58 | 7.1824000 | 25.8064 |
| 8 | 70 | 9.5 | 63.1 | 8.12 | 1.9044 | 6.8644000 |
| 9 | 75 | 10.5 | 45.4 | 4.58 | 35.0464 | 0.8464 |
| 0 | 59 | 7.3 | 74.9 | 10.48 | 10.1124 | 24.8004 |
| | | | | | Sum d2 | Sum D2 |
| | | | | | 82.2884 | 82.9284 |
| | | | | | | |
| rp = | 0.2330168 | | | | | |
| | | | | | | |
| Green, 2000 | | Chauncey | Appendix D-50;Spike | | 8 | N = 145 |
| L | 65 | 8.5 | 52.5 | 6 | 6.25 | 0.25 |
| F | 55 | 6.5 | 61.3 | 7.76 | 1.5876 | 5.1076 |
| K | 47 | 4.9 | 49.3 | 5.36 | 0.2115999 | 0.0196000 |
| 1 | 70 | 9.5 | 53.4 | 6.18 | 11.0224 | 0.4624 |
| 2 | 57 | 6.9 | 52.9 | 6.08 | 0.6724 | 0.3364 |
| 3 | 52 | 5.9 | 50.5 | 5.6 | 0.0900000 | 0.0099999 |
| 4 | 62 | 7.9 | 55.5 | 6.6 | 1.69 | 1.21 |
| 5 | 48 | 5.1 | 50.7 | 5.64 | 0.2916000 | 0.0196000 |
| 6 | 57 | 6.9 | 53.5 | 6.2 | 0.49 | 0.49 |
| 7 | 62 | 7.9 | 56 | 6.7 | 1.44 | 1.44 |
| 8 | 70 | 9.5 | 67.4 | 8.98 | 0.2704 | 12.1104 |
| 9 | 75 | 10.5 | 53.2 | 6.14 | 19.0096 | 0.4096000 |
| 0 | 59 | 7.3 | 52.1 | 5.92 | 1.9044 | 0.1764 |
| | | | | | Sum d2 | Sum D2 |
| | | | | | 44.93 | 22.042 |
| | | | | | | |
| rp = | 0.2275556 | | | | | |
| | | | | | | |
| Green, 2000 | | Chauncey | Appendix D-51;8-9/9-8 | | 8 | N = 424 |
| L | 65 | 8.5 | 49.3 | 5.36 | 9.8596 | 0.0196000 |
| F | 55 | 6.5 | 77.9 | 11.08 | 20.9764 | 31.1364 |
| K | 47 | 4.9 | 41.5 | 3.8 | 1.21 | 2.89 |
| 1 | 70 | 9.5 | 59.2 | 7.34 | 4.6656 | 3.3856 |
| 2 | 57 | 6.9 | 56.1 | 6.72 | 0.0323999 | 1.4884 |
| 3 | 52 | 5.9 | 54.3 | 6.36 | 0.2115999 | 0.7395999 |

| | | | | | | |
|---|---|---|---|---|---|---|
| 4 | 62 | 7.9 | 62.5 | 8 | 0.0099999 | 6.25 |
| 5 | 48 | 5.1 | 51.4 | 5.78 | 0.4624 | 0.0783999 |
| 6 | 57 | 6.9 | 63.2 | 8.14 | 1.5376 | 6.9696 |
| 7 | 62 | 7.9 | 65 | 8.5 | 0.36 | 9 |
| 8 | 70 | 9.5 | 78.1 | 11.12 | 2.6244 | 31.5844 |
| 9 | 75 | 10.5 | 80.1 | 11.52 | 1.0404 | 36.2404 |
| 0 | 59 | 7.3 | 52.1 | 5.92 | 1.9044 | 0.1764 |
| | | | | | Sum d2 | Sum D2 |
| | | | | | 44.8948 | 129.9588 |
| | | | | | | |
| rp = | 0.5995354 | | | | | |
| | | | | | | |
| Green, 2000 | | Chauncey | Appendix D-52;8-0/0-8 | | 8 | N = 96 |
| L | 65 | 8.5 | 47.8 | 5.06 | 11.8336 | 0.1936 |
| F | 55 | 6.5 | 76 | 10.7 | 17.64 | 27.04 |
| K | 47 | 4.9 | 37.3 | 2.96 | 3.7636 | 6.4516 |
| 1 | 70 | 9.5 | 55.9 | 6.68 | 7.9524 | 1.3924 |
| 2 | 57 | 6.9 | 66.2 | 8.74 | 3.3856 | 10.4976 |
| 3 | 52 | 5.9 | 50.3 | 5.56 | 0.1156000 | 0.0035999 |
| 4 | 62 | 7.9 | 60.9 | 7.68 | 0.0484000 | 4.7524 |
| 5 | 48 | 5.1 | 54.4 | 6.38 | 1.6384 | 0.7744 |
| 6 | 57 | 6.9 | 61 | 7.7 | 0.64 | 4.84 |
| 7 | 62 | 7.9 | 67 | 8.9 | 1 | 11.56 |
| 8 | 70 | 9.5 | 76.8 | 10.86 | 1.8496 | 28.7296 |
| 9 | 75 | 10.5 | 52 | 5.9 | 21.16 | 0.16 |
| 0 | 59 | 7.3 | 75.2 | 10.54 | 10.4976 | 25.4016 |
| | | | | | Sum d2 | Sum D2 |
| | | | | | 81.5248 | 121.7968 |
| | | | | | | |
| rp = | 0.3547230 | | | | | |
| | | | | | | |
| Green, 2000 | | Chauncey | Appendix D-53;Spike 9 | | 9 | N = 1,025 |
| L | 65 | 8.5 | 53 | 6.1 | 5.76 | 0.36 |
| F | 55 | 6.5 | 50 | 5.5 | 1 | 0 |
| K | 47 | 4.9 | 50.3 | 5.56 | 0.4355999 | 0.0035999 |
| 1 | 70 | 9.5 | 48 | 5.1 | 19.36 | 0.16 |
| 2 | 57 | 6.9 | 45.2 | 4.54 | 5.5696 | 0.9215999 |
| 3 | 52 | 5.9 | 48 | 5.1 | 0.6400000 | 0.16 |
| 4 | 62 | 7.9 | 52.4 | 5.98 | 3.6864 | 0.2304 |
| 5 | 48 | 5.1 | 47.5 | 5 | 0.0099999 | 0.25 |
| 6 | 57 | 6.9 | 50.1 | 5.52 | 1.9044 | 0.0004000 |
| 7 | 62 | 7.9 | 48.6 | 5.22 | 7.1824 | 0.0783999 |
| 8 | 70 | 9.5 | 50.8 | 5.66 | 14.7456 | 0.0255999 |
| 9 | 75 | 10.5 | 69.3 | 9.36 | 1.2996 | 14.8996 |
| 0 | 59 | 7.3 | 41.8 | 3.86 | 11.8336 | 2.6896 |
| | | | | | Sum d2 | Sum D2 |

| | | | | | | |
|---|---|---|---|---|---|---|
| | | | | | 73.4272 | 19.7792 |
| | | | | | | |
| rp = | -0.0300772 | | | | | |
| | | | | | | |
| Green, 2000 | | Chauncey | Appendix D-54;9-0/0-9 | | 9 | N = 8 |
| L | 65 | 8.5 | 49.9 | 5.48 | 9.1204 | 0.0004000 |
| F | 55 | 6.5 | 59.3 | 7.36 | 0.7395999 | 3.4596 |
| K | 47 | 4.9 | 37 | 2.9 | 4 | 6.76 |
| 1 | 70 | 9.5 | 46.8 | 4.86 | 21.5296 | 0.4096000 |
| 2 | 57 | 6.9 | 58.9 | 7.28 | 0.1443999 | 3.1684 |
| 3 | 52 | 5.9 | 45.8 | 4.66 | 1.5376 | 0.7056000 |
| 4 | 62 | 7.9 | 55.6 | 6.62 | 1.6384 | 1.2544 |
| 5 | 48 | 5.1 | 48.8 | 5.26 | 0.0256 | 0.0576000 |
| 6 | 57 | 6.9 | 58.1 | 7.12 | 0.0483999 | 2.6244 |
| 7 | 62 | 7.9 | 61.3 | 7.76 | 0.0196000 | 5.1076 |
| 8 | 70 | 9.5 | 62.3 | 7.96 | 2.3716 | 6.0516 |
| 9 | 75 | 10.5 | 70.6 | 9.62 | 0.7744000 | 16.9744 |
| 0 | 59 | 7.3 | 71.9 | 9.88 | 6.6564 | 19.1844 |
| | | | | | Sum d2 | Sum D2 |
| | | | | | 48.606 | 65.758 |
| | | | | | | |
| rp = | 0.4062446 | | | | | |
| | | | | | | |
| Green, 2000 | | Chauncey | Appendix D-55;Spike 0 | | 0 | N = 388 |
| L | 65 | 8.5 | 53.8 | 6.26 | 5.0176 | 0.5776 |
| F | 55 | 6.5 | 53.7 | 6.24 | 0.0675999 | 0.5476 |
| K | 47 | 4.9 | 43.9 | 4.28 | 0.3844000 | 1.4884 |
| 1 | 70 | 9.5 | 47.9 | 5.08 | 19.5364 | 0.1764 |
| 2 | 57 | 6.9 | 56.3 | 6.76 | 0.0196000 | 1.5876 |
| 3 | 52 | 5.9 | 44.1 | 4.32 | 2.4964 | 1.3924 |
| 4 | 62 | 7.9 | 48.5 | 5.2 | 7.29 | 0.0899999 |
| 5 | 48 | 5.1 | 48 | 5.1 | 0 | 0.16 |
| 6 | 57 | 6.9 | 49.6 | 5.42 | 2.1904 | 0.0064000 |
| 7 | 62 | 7.9 | 51.8 | 5.86 | 4.1616 | 0.1296 |
| 8 | 70 | 9.5 | 49.2 | 5.34 | 17.3056 | 0.0255999 |
| 9 | 75 | 10.5 | 43.2 | 4.14 | 40.4496 | 1.8496 |
| 0 | 59 | 7.3 | 68.4 | 9.18 | 3.5344000 | 13.5424 |
| | | | | | Sum d2 | Sum D2 |
| | | | | | 102.4536 | 21.5736 |
| | | | | | | |
| rp = | -0.1817896 | | | | | |

| | | | | | | | | |
|---|---|---|---|---|---|---|---|---|
| | | | | | | | | |
| | | | | | | | | |
| | | | | | | | | |
| | | | | | | | | |
| | | | | | | | | |
| | | | | | | | | |
| | | | | | | | | |
| | | | | | | | | |
| | | | | | | | | |
| | | | | | | | | |
| | | | | | | | | |
| | | | | | | | | |
| | | | | | | | | |
| | | | | | | | | |
| | | | | | | | | |
| | | | | | | | | |
| | | | | | | | | |
| | | | | | | | | |
| | | | | | | | | |
| | | | | | | | | |
| | | | | | | | | |
| | | | | | | | | |
| | | | | | | | | |
| | | | | | | | | |

| | | | | | | | | |
|---|---|---|---|---|---|---|---|---|
| | | | 12 scales | | | | Individual to group (rp) | |
| | | | | | | | Need .521 | |
| | 33 male MS | S | | | D2 | | Klonsky, 2000 | |
| 65 | 8.5 | 56 | 6.7 | 3.24 | 1.44 | | L | 65 |
| 55 | 6.5 | 58 | 7.1 | 0.36 | 2.56 | | F | 55 |
| 47 | 4.9 | 57 | 6.9 | 4 | 1.96 | | K | 47 |
| 70 | 9.5 | 82 | 11.9 | 5.76 | 40.96 | | 1 | 70 |
| 57 | 6.9 | 84 | 12.3 | 29.16 | 46.24 | | 2 | 57 |
| 52 | 5.9 | 75 | 10.5 | 21.16 | 25 | | 3 | 52 |
| 62 | 7.9 | 60 | 7.5 | 0.16 | 4 | | 4 | 62 |
| 48 | 5.1 | 57 | 6.9 | 3.24 | 1.96 | | 6 | 57 |
| 57 | 6.9 | 53 | 6.1 | 0.6400000( | 0.36 | | 7 | 62 |
| 62 | 7.9 | 64 | 8.3 | 0.16 | 7.84 | | 8 | 70 |
| 70 | 9.5 | 63 | 8.1 | 1.96 | 6.76 | | 9 | 75 |
| 75 | 10.5 | 55 | 6.5 | 16 | 1 | | 0 | 59 |
| | | | | | | | | |
| 45.36 | | | | Sum d2 | Sum D2 | | | 45.36 |
| 0.3671483 | | | | 85.84 | 140.08 | | rp = | 0.3553519 |
| | | | | | | | | |
| | 21 males | MS + 6 | moths | | D2 | | Klonsky, 2000 | |
| 65 | 8.5 | 53 | 6.1 | 5.76 | 0.36 | | L | 65 |
| 55 | 6.5 | 58 | 7.1 | 0.36 | 2.56 | | F | 55 |
| 47 | 4.9 | 55 | 6.5 | 2.56 | 1 | | K | 47 |
| 70 | 9.5 | 80 | 11.5 | 4 | 36 | | 1 | 70 |
| 57 | 6.9 | 84 | 12.3 | 29.16 | 46.24 | | 2 | 57 |
| 52 | 5.9 | 76 | 10.7 | 23.04 | 27.04 | | 3 | 52 |
| 62 | 7.9 | 60 | 7.5 | 0.16 | 4 | | 4 | 62 |
| 48 | 5.1 | 55 | 6.5 | 1.96 | 1 | | 6 | 57 |
| 57 | 6.9 | 53 | 6.1 | 0.6400000( | 0.36 | | 7 | 62 |
| 62 | 7.9 | 62 | 7.9 | 0 | 5.76 | | 8 | 70 |
| 70 | 9.5 | 63 | 8.1 | 1.96 | 6.76 | | 9 | 75 |
| 75 | 10.5 | 53 | 6.1 | 19.36 | 0.36 | | 0 | 59 |
| | | | | | | | | |
| 45.36 | | | | Sum d2 | Sum D2 | | | 45.36 |
| 0.3305237 | | | | 88.96 | 131.44 | | rp = | 0.3875109 |
| | | | | | | | | |
| | 38 males | with anterio | or damage | | D2 | | Stukenberg, 2000 | |
| 65 | 8.5 | 50 | 5.5 | 9 | 0 | | L | 65 |
| 55 | 6.5 | 73 | 10.1 | 12.96 | 21.16 | | F | 55 |
| 47 | 4.9 | 48 | 5.1 | 0.0399999 | 0.16 | | K | 47 |
| 70 | 9.5 | 65 | 8.5 | 1 | 9 | | 1 | 70 |
| 57 | 6.9 | 75 | 10.5 | 12.96 | 25 | | 2 | 57 |
| 52 | 5.9 | 65 | 8.5 | 6.76 | 9 | | 3 | 52 |
| 62 | 7.9 | 64 | 8.3 | 0.16 | 7.84 | | 4 | 62 |
| 48 | 5.1 | 55 | 6.5 | 1.96 | 1 | | 6 | 57 |
| 57 | 6.9 | 62 | 7.9 | 1 | 5.76 | | 7 | 62 |

| | | | | | | | | |
|---|---|---|---|---|---|---|---|---|
| 62 | 7.9 | 64 | 8.3 | 0.16 | 7.84 | | 8 | 70 |
| 70 | 9.5 | 76 | 10.7 | 1.44 | 27.04 | | 9 | 75 |
| 75 | 10.5 | 65 | 8.5 | 4 | 9 | | 0 | 59 |
| | | | | | | | | |
| 45.36 | | | | Sum d2 | Sum D2 | | | 45.36 |
| 0.5315118 | | | | 51.44 | 122.8 | | rp = | 0.4821099 |
| | | | | | | | | |
| | 20 males | with posteri | rior damag | e | D2 | | Stukenberg, 2000 | |
| 65 | 8.5 | 56 | 6.7 | 3.24 | 1.44 | | L | 65 |
| 55 | 6.5 | 73 | 10.1 | 12.96 | 21.16 | | F | 55 |
| 47 | 4.9 | 57 | 6.9 | 4 | 1.96 | | K | 47 |
| 70 | 9.5 | 72 | 9.9 | 0.16 | 19.36 | | 1 | 70 |
| 57 | 6.9 | 82 | 11.9 | 25 | 40.96 | | 2 | 57 |
| 52 | 5.9 | 67 | 8.9 | 9 | 11.56 | | 3 | 52 |
| 62 | 7.9 | 71 | 9.7 | 3.24 | 17.64 | | 4 | 62 |
| 48 | 5.1 | 61 | 7.7 | 6.76 | 4.84 | | 6 | 57 |
| 57 | 6.9 | 65 | 8.5 | 2.56 | 9 | | 7 | 62 |
| 62 | 7.9 | 71 | 9.7 | 3.24 | 17.64 | | 8 | 70 |
| 70 | 9.5 | 78 | 11.1 | 2.56 | 31.36 | | 9 | 75 |
| 75 | 10.5 | 63 | 8.1 | 5.76 | 6.76 | | 0 | 59 |
| | | | | | | | | |
| 45.36 | | | | Sum d2 | Sum D2 | | | 45.36 |
| 0.4895941 | | | | 78.48 | 183.68 | | rp = | 0.4273268 |
| | | | | | | | | |
| | 200 male | alcoholics | | | D2 | | Sivec, 1995 | |
| 65 | 8.5 | 46 | 4.7 | 14.44 | 0.64 | | L | 65 |
| 55 | 6.5 | 64 | 8.3 | 3.24 | 7.84 | | F | 55 |
| 47 | 4.9 | 51 | 5.7 | 0.64 | 0.0400000 | | K | 47 |
| 70 | 9.5 | 59 | 7.3 | 4.84 | 3.24 | | 1 | 70 |
| 57 | 6.9 | 80 | 11.5 | 21.16 | 36 | | 2 | 57 |
| 52 | 5.9 | 64 | 8.3 | 5.76 | 7.84 | | 3 | 52 |
| 62 | 7.9 | 76 | 10.7 | 7.8399999 | 27.04 | | 4 | 62 |
| 48 | 5.1 | 69 | 9.3 | 17.64 | 14.44 | | 6 | 57 |
| 57 | 6.9 | 59 | 7.3 | 0.16 | 3.24 | | 7 | 62 |
| 62 | 7.9 | 71 | 9.7 | 3.24 | 17.64 | | 8 | 70 |
| 70 | 9.5 | 67 | 8.9 | 0.36 | 11.56 | | 9 | 75 |
| 75 | 10.5 | 63 | 8.1 | 5.76 | 6.76 | | 0 | 59 |
| | | | | | | | | |
| 45.36 | | | | Sum d2 | Sum D2 | | | 45.36 |
| 0.3620275 | | | | 85.08 | 136.28 | | rp = | 0.4495433 |
| | | | | | | | | |
| | 200 male | psychiatrics | with no | AODA | D2 | | Sivec, 1995 | |
| 65 | 8.5 | 46 | 4.7 | 14.44 | 0.64 | | L | 65 |
| 55 | 6.5 | 62 | 7.9 | 1.96 | 5.76 | | F | 55 |
| 47 | 4.9 | 53 | 6.1 | 1.44 | 0.36 | | K | 47 |

| | | | | | | | | |
|---|---|---|---|---|---|---|---|---|
| 70 | 9.5 | 65 | 8.5 | 1 | 9 | | 1 | 70 |
| 57 | 6.9 | 82 | 11.9 | 25 | 40.96 | | 2 | 57 |
| 52 | 5.9 | 69 | 9.3 | 11.56 | 14.44 | | 3 | 52 |
| 62 | 7.9 | 69 | 9.3 | 1.96 | 14.44 | | 4 | 62 |
| 48 | 5.1 | 73 | 10.1 | 25 | 21.16 | | 6 | 57 |
| 57 | 6.9 | 62 | 7.9 | 1 | 5.76 | | 7 | 62 |
| 62 | 7.9 | 73 | 10.1 | 4.84 | 21.16 | | 8 | 70 |
| 70 | 9.5 | 71 | 9.7 | 0.0399999 | 17.64 | | 9 | 75 |
| 75 | 10.5 | 58 | 7.1 | 11.56 | 2.56 | | 0 | 59 |
| | | | | | | | | |
| 45.36 | | | | Sum d2 | Sum D2 | | | 45.36 |
| 0.3325307 | | | | 99.8 | 153.88 | | rp = | 0.2698125 |
| | | | | | | | | |
| | 24 inmates | instructed | to fake | bad | D2 | | Sivec, 1995 | |
| 65 | 8.5 | 50 | 5.5 | 9 | 0 | | L | 65 |
| 55 | 6.5 | 120 | 19.5 | 169 | 196 | | F | 55 |
| 47 | 4.9 | 46 | 4.7 | 0.0400000 | 0.64 | | K | 47 |
| 70 | 9.5 | 100 | 15.5 | 36 | 100 | | 1 | 70 |
| 57 | 6.9 | 101 | 15.7 | 77.44 | 104.04 | | 2 | 57 |
| 52 | 5.9 | 84 | 12.3 | 40.96 | 46.24 | | 3 | 52 |
| 62 | 7.9 | 90 | 13.5 | 31.36 | 64 | | 4 | 62 |
| 48 | 5.1 | 73 | 10.1 | 25 | 21.16 | | 6 | 57 |
| 57 | 6.9 | 105 | 16.5 | 92.16 | 121 | | 7 | 62 |
| 62 | 7.9 | 95 | 14.5 | 43.56 | 81 | | 8 | 70 |
| 70 | 9.5 | 119 | 19.3 | 96.04 | 190.44 | | 9 | 75 |
| 75 | 10.5 | 91 | 13.7 | 10.24 | 67.24 | | 0 | 59 |
| | | | | | | | | |
| 45.36 | | | | Sum d2 | Sum D2 | | | 45.36 |
| 0.2436088 | | | | 630.8 | 991.76 | | rp = | 0.2491093 |
| | | | | | | | | |
| | 24 inmates | instructed | to fake | good | D2 | | Castlebury, 1997 | |
| 65 | 8.5 | 70 | 9.5 | 1 | 16 | | L | 65 |
| 55 | 6.5 | 60 | 7.5 | 1 | 4 | | F | 55 |
| 47 | 4.9 | 57 | 6.9 | 4 | 1.96 | | K | 47 |
| 70 | 9.5 | 49 | 5.3 | 17.64 | 0.0400000 | | 1 | 70 |
| 57 | 6.9 | 58 | 7.1 | 0.0399999 | 2.56 | | 2 | 57 |
| 52 | 5.9 | 56 | 6.7 | 0.64 | 1.44 | | 3 | 52 |
| 62 | 7.9 | 55 | 6.5 | 1.96 | 1 | | 4 | 62 |
| 48 | 5.1 | 67 | 8.9 | 14.44 | 11.56 | | 6 | 57 |
| 57 | 6.9 | 59 | 7.3 | 0.16 | 3.24 | | 7 | 62 |
| 62 | 7.9 | 52 | 5.9 | 4 | 0.16 | | 8 | 70 |
| 70 | 9.5 | 53 | 6.1 | 11.56 | 0.36 | | 9 | 75 |
| 75 | 10.5 | 60 | 7.5 | 9 | 4 | | 0 | 59 |
| | | | | | | | | |
| 45.36 | | | | Sum d2 | Sum D2 | | | 45.36 |

| | | | | | | | | |
|---|---|---|---|---|---|---|---|---|
| 0.1670061 | | | | 65.44 | 46.32 | | rp = | 0.4914841 |
| | | | | | | | | |
| | 24 inmates | instructed | answer | "honestly" | D2 | | Castlebury, 1997 | |
| 65 | 8.5 | 46 | 4.7 | 14.44 | 0.64 | | L | 65 |
| 55 | 6.5 | 76 | 10.7 | 17.64 | 27.04 | | F | 55 |
| 47 | 4.9 | 48 | 5.1 | 0.0399999 | 0.16 | | K | 47 |
| 70 | 9.5 | 57 | 6.9 | 6.76 | 1.96 | | 1 | 70 |
| 57 | 6.9 | 65 | 8.5 | 2.56 | 9 | | 2 | 57 |
| 52 | 5.9 | 58 | 7.1 | 1.44 | 2.56 | | 3 | 52 |
| 62 | 7.9 | 71 | 9.7 | 3.24 | 17.64 | | 4 | 62 |
| 48 | 5.1 | 64 | 8.3 | 10.24 | 7.84 | | 6 | 57 |
| 57 | 6.9 | 62 | 7.9 | 1 | 5.76 | | 7 | 62 |
| 62 | 7.9 | 64 | 8.3 | 0.16 | 7.84 | | 8 | 70 |
| 70 | 9.5 | 73 | 10.1 | 0.36 | 21.16 | | 9 | 75 |
| 75 | 10.5 | 73 | 10.1 | 0.16 | 21.16 | | 0 | 59 |
| | | | | | | | | |
| 45.36 | | | | Sum d2 | Sum D2 | | | 45.36 |
| 0.4867350 | | | | 58.04 | 122.76 | | rp = | 0.4252515 |
| | | | | | | | | |
| 102 males | 17-29 with | chronic | pain | | D2 | | Castlebury, 1997 | |
| 65 | 8.5 | 53 | 6.1 | 5.76 | 0.36 | | L | 65 |
| 55 | 6.5 | 64 | 8.3 | 3.24 | 7.84 | | F | 55 |
| 47 | 4.9 | 51 | 5.7 | 0.64 | 0.0400000 | | K | 47 |
| 70 | 9.5 | 77 | 10.9 | 1.96 | 29.16 | | 1 | 70 |
| 57 | 6.9 | 82 | 11.9 | 25 | 40.96 | | 2 | 57 |
| 52 | 5.9 | 73 | 10.1 | 17.64 | 21.16 | | 3 | 52 |
| 62 | 7.9 | 67 | 8.9 | 1 | 11.56 | | 4 | 62 |
| 48 | 5.1 | 61 | 7.7 | 6.76 | 4.84 | | 6 | 57 |
| 57 | 6.9 | 59 | 7.3 | 0.16 | 3.24 | | 7 | 62 |
| 62 | 7.9 | 66 | 8.7 | 0.6399999 | 10.24 | | 8 | 70 |
| 70 | 9.5 | 69 | 9.3 | 0.0399999 | 14.44 | | 9 | 75 |
| 75 | 10.5 | 65 | 8.5 | 4 | 9 | | 0 | 59 |
| | | | | | | | | |
| 45.36 | | | | Sum d2 | Sum D2 | | | 45.36 |
| 0.4956233 | | | | 66.84 | 152.84 | | rp = | 0.4095419 |
| | | | | | | | | |
| 321 males | 30-39 with | chronic | pain | | D2 | | Castlebury, 1997 | |
| 65 | 8.5 | 53 | 6.1 | 5.76 | 0.36 | | L | 65 |
| 55 | 6.5 | 62 | 7.9 | 1.96 | 5.76 | | F | 55 |
| 47 | 4.9 | 53 | 6.1 | 1.44 | 0.36 | | K | 47 |
| 70 | 9.5 | 80 | 11.5 | 4 | 36 | | 1 | 70 |
| 57 | 6.9 | 84 | 12.3 | 29.16 | 46.24 | | 2 | 57 |
| 52 | 5.9 | 78 | 11.1 | 27.04 | 31.36 | | 3 | 52 |
| 62 | 7.9 | 69 | 9.3 | 1.96 | 14.44 | | 4 | 62 |
| 48 | 5.1 | 61 | 7.7 | 6.76 | 4.84 | | 6 | 57 |
| 57 | 6.9 | 62 | 7.9 | 1 | 5.76 | | 7 | 62 |

| | | | | | | | | |
|---|---|---|---|---|---|---|---|---|
| 62 | 7.9 | 69 | 9.3 | 1.96 | 14.44 | | 8 | 70 |
| 70 | 9.5 | 71 | 9.7 | 0.0399999 | 17.64 | | 9 | 75 |
| 75 | 10.5 | 60 | 7.5 | 9 | 4 | | 0 | 59 |
| | | | | | | | | |
| 45.36 | | | | Sum d2 | Sum D2 | | | 45.36 |
| 0.4310257 | | | | 90.08 | 181.2 | | rp = | 0.4058695 |
| | | | | | | | | |
| 264 males | 40-49 with | chronic | pain | | D2 | | Castlebury, 1997 | |
| 65 | 8.5 | 53 | 6.1 | 5.76 | 0.36 | | L | 65 |
| 55 | 6.5 | 62 | 7.9 | 1.96 | 5.76 | | F | 55 |
| 47 | 4.9 | 53 | 6.1 | 1.44 | 0.36 | | K | 47 |
| 70 | 9.5 | 82 | 11.9 | 5.76 | 40.96 | | 1 | 70 |
| 57 | 6.9 | 84 | 12.3 | 29.16 | 46.24 | | 2 | 57 |
| 52 | 5.9 | 78 | 11.1 | 27.04 | 31.36 | | 3 | 52 |
| 62 | 7.9 | 67 | 8.9 | 1 | 11.56 | | 4 | 62 |
| 48 | 5.1 | 59 | 7.3 | 4.84 | 3.24 | | 6 | 57 |
| 57 | 6.9 | 59 | 7.3 | 0.16 | 3.24 | | 7 | 62 |
| 62 | 7.9 | 69 | 9.3 | 1.96 | 14.44 | | 8 | 70 |
| 70 | 9.5 | 69 | 9.3 | 0.0399999 | 14.44 | | 9 | 75 |
| 75 | 10.5 | 60 | 7.5 | 9 | 4 | | 0 | 59 |
| | | | | | | | | |
| 45.36 | | | | Sum d2 | Sum D2 | | | 45.36 |
| 0.4304550 | | | | 88.12 | 175.96 | | rp = | -0.2130325 |
| | | | | | | | | |
| 158 males | 50-59 with | chronic | pain | | D2 | | Derry, 1996 | |
| 65 | 8.5 | 53 | 6.1 | 5.76 | 0.36 | | L | 65 |
| 55 | 6.5 | 60 | 7.5 | 1 | 4 | | F | 55 |
| 47 | 4.9 | 53 | 6.1 | 1.44 | 0.36 | | K | 47 |
| 70 | 9.5 | 82 | 11.9 | 5.76 | 40.96 | | 1 | 70 |
| 57 | 6.9 | 84 | 12.3 | 29.16 | 46.24 | | 2 | 57 |
| 52 | 5.9 | 78 | 11.1 | 27.04 | 31.36 | | 3 | 52 |
| 62 | 7.9 | 64 | 8.3 | 0.16 | 7.84 | | 4 | 62 |
| 48 | 5.1 | 61 | 7.7 | 6.76 | 4.84 | | 6 | 57 |
| 57 | 6.9 | 56 | 6.7 | 0.0400000 | 1.44 | | 7 | 62 |
| 62 | 7.9 | 69 | 9.3 | 1.96 | 14.44 | | 8 | 70 |
| 70 | 9.5 | 67 | 8.9 | 0.36 | 11.56 | | 9 | 75 |
| 75 | 10.5 | 58 | 7.1 | 11.56 | 2.56 | | 0 | 59 |
| | | | | | | | | |
| 45.36 | | | | Sum d2 | Sum D2 | | | 45.36 |
| 0.3979888 | | | | 91 | 165.96 | | rp = | 0.4316395 |
| | | | | | | | | |
| 60 males | 60-69 with | chronic | pain | | D2 | | Derry, 1996 | |
| 65 | 8.5 | 53 | 6.1 | 5.76 | 0.36 | | L | 65 |
| 55 | 6.5 | 60 | 7.5 | 1 | 4 | | F | 55 |
| 47 | 4.9 | 53 | 6.1 | 1.44 | 0.36 | | K | 47 |

| | | | | | | | | |
|---|---|---|---|---|---|---|---|---|
| 70 | 9.5 | 80 | 11.5 | 4 | 36 | | 1 | 70 |
| 57 | 6.9 | 80 | 11.5 | 21.16 | 36 | | 2 | 57 |
| 52 | 5.9 | 73 | 10.1 | 17.64 | 21.16 | | 3 | 52 |
| 62 | 7.9 | 60 | 7.5 | 0.16 | 4 | | 4 | 62 |
| 48 | 5.1 | 59 | 7.3 | 4.84 | 3.24 | | 6 | 57 |
| 57 | 6.9 | 59 | 7.3 | 0.16 | 3.24 | | 7 | 62 |
| 62 | 7.9 | 62 | 7.9 | 0 | 5.76 | | 8 | 70 |
| 70 | 9.5 | 65 | 8.5 | 1 | 9 | | 9 | 75 |
| 75 | 10.5 | 60 | 7.5 | 9 | 4 | | 0 | 59 |
| | | | | | | | | |
| 45.36 | | | | Sum d2 | Sum D2 | | | 45.36 |
| 0.4455246 | | | | 66.16 | 127.12 | | rp = | 0.2200810 |
| | | | | | | | | |
| 16 males | 70-79 with | chronic | pain | | D2 | | Berry, 1995 | |
| 65 | 8.5 | 53 | 6.1 | 5.76 | 0.36 | | L | 65 |
| 55 | 6.5 | 62 | 7.9 | 1.96 | 5.76 | | F | 55 |
| 47 | 4.9 | 51 | 5.7 | 0.64 | 0.0400000 | | K | 47 |
| 70 | 9.5 | 77 | 10.9 | 1.96 | 29.16 | | 1 | 70 |
| 57 | 6.9 | 80 | 11.5 | 21.16 | 36 | | 2 | 57 |
| 52 | 5.9 | 69 | 9.3 | 11.56 | 14.44 | | 3 | 52 |
| 62 | 7.9 | 55 | 6.5 | 1.96 | 1 | | 4 | 62 |
| 48 | 5.1 | 59 | 7.3 | 4.84 | 3.24 | | 6 | 57 |
| 57 | 6.9 | 56 | 6.7 | 0.0400000 | 1.44 | | 7 | 62 |
| 62 | 7.9 | 66 | 8.7 | 0.6399999 | 10.24 | | 8 | 70 |
| 70 | 9.5 | 65 | 8.5 | 1 | 9 | | 9 | 75 |
| 75 | 10.5 | 58 | 7.1 | 11.56 | 2.56 | | 0 | 59 |
| | | | | | | | | |
| 45.36 | | | | Sum d2 | Sum D2 | | | 45.36 |
| 0.4308913 | | | | 63.08 | 113.24 | | rp = | 0.1650447 |
| | | | | | | | | |
| 94 females | 17-29 with | chronic | pain | | D2 | | Berry, 1995 | |
| 65 | 8.5 | 53 | 6.1 | 5.76 | 0.36 | | L | 65 |
| 55 | 6.5 | 60 | 7.5 | 1 | 4 | | F | 55 |
| 47 | 4.9 | 53 | 6.1 | 1.44 | 0.36 | | K | 47 |
| 70 | 9.5 | 72 | 9.9 | 0.16 | 19.36 | | 1 | 70 |
| 57 | 6.9 | 75 | 10.5 | 12.96 | 25 | | 2 | 57 |
| 52 | 5.9 | 75 | 10.5 | 21.16 | 25 | | 3 | 52 |
| 62 | 7.9 | 67 | 8.9 | 1 | 11.56 | | 4 | 62 |
| 48 | 5.1 | 45 | 4.5 | 0.36 | 1 | | 6 | 57 |
| 57 | 6.9 | 62 | 7.9 | 1 | 5.76 | | 7 | 62 |
| 62 | 7.9 | 65 | 8.5 | 0.36 | 9 | | 8 | 70 |
| 70 | 9.5 | 66 | 8.7 | 0.6400000 | 10.24 | | 9 | 75 |
| 75 | 10.5 | 60 | 7.5 | 9 | 4 | | 0 | 59 |
| | | | | | | | | |
| 45.36 | | | | Sum d2 | Sum D2 | | | 45.36 |

| | | | | | | | | |
|---|---|---|---|---|---|---|---|---|
| 0.4918458 | | | | 54.84 | 115.64 | | rp = | 0.3404579 |
| | | | | | | | | |
| 216 female | 30-39 with | chronic | pain | | D2 | | Berry, 1995 | |
| 65 | 8.5 | 53 | 6.1 | 5.76 | 0.36 | | L | 65 |
| 55 | 6.5 | 60 | 7.5 | 1 | 4 | | F | 55 |
| 47 | 4.9 | 55 | 6.5 | 2.56 | 1 | | K | 47 |
| 70 | 9.5 | 74 | 10.3 | 0.6400000 | 23.04 | | 1 | 70 |
| 57 | 6.9 | 73 | 10.1 | 10.24 | 21.16 | | 2 | 57 |
| 52 | 5.9 | 77 | 10.9 | 25 | 29.16 | | 3 | 52 |
| 62 | 7.9 | 67 | 8.9 | 1 | 11.56 | | 4 | 62 |
| 48 | 5.1 | 43 | 4.1 | 1 | 1.96 | | 6 | 57 |
| 57 | 6.9 | 62 | 7.9 | 1 | 5.76 | | 7 | 62 |
| 62 | 7.9 | 65 | 8.5 | 0.36 | 9 | | 8 | 70 |
| 70 | 9.5 | 67 | 8.9 | 0.36 | 11.56 | | 9 | 75 |
| 75 | 10.5 | 60 | 7.5 | 9 | 4 | | 0 | 59 |
| | | | | | | | | |
| 45.36 | | | | Sum d2 | Sum D2 | | | 45.36 |
| 0.4870704 | | | | 57.92 | 122.56 | | rp = | 0.2835770 |
| | | | | | | | | |
| 225 female | 40-49 with | chronic | pain | | D2 | | Berry, 1995 | |
| 65 | 8.5 | 53 | 6.1 | 5.76 | 0.36 | | L | 65 |
| 55 | 6.5 | 60 | 7.5 | 1 | 4 | | F | 55 |
| 47 | 4.9 | 55 | 6.5 | 2.56 | 1 | | K | 47 |
| 70 | 9.5 | 76 | 10.7 | 1.44 | 27.04 | | 1 | 70 |
| 57 | 6.9 | 73 | 10.1 | 10.24 | 21.16 | | 2 | 57 |
| 52 | 5.9 | 77 | 10.9 | 25 | 29.16 | | 3 | 52 |
| 62 | 7.9 | 64 | 8.3 | 0.16 | 7.84 | | 4 | 62 |
| 48 | 5.1 | 43 | 4.1 | 1 | 1.96 | | 6 | 57 |
| 57 | 6.9 | 62 | 7.9 | 1 | 5.76 | | 7 | 62 |
| 62 | 7.9 | 63 | 8.1 | 0.0399999 | 6.76 | | 8 | 70 |
| 70 | 9.5 | 66 | 8.7 | 0.6400000 | 10.24 | | 9 | 75 |
| 75 | 10.5 | 58 | 7.1 | 11.56 | 2.56 | | 0 | 59 |
| | | | | | | | | |
| 45.36 | | | | Sum d2 | Sum D2 | | | 45.36 |
| 0.4597495 | | | | 60.4 | 117.84 | | rp = | 0.4690980 |
| | | | | | | | | |
| 156 female | 50-59 with | chronic | pain | | D2 | | Golden, 2003 | |
| 65 | 8.5 | 53 | 6.1 | 5.76 | 0.36 | | L | 65 |
| 55 | 6.5 | 58 | 7.1 | 0.36 | 2.56 | | F | 55 |
| 47 | 4.9 | 55 | 6.5 | 2.56 | 1 | | K | 47 |
| 70 | 9.5 | 74 | 10.3 | 0.6400000 | 23.04 | | 1 | 70 |
| 57 | 6.9 | 75 | 10.5 | 12.96 | 25 | | 2 | 57 |
| 52 | 5.9 | 75 | 10.5 | 21.16 | 25 | | 3 | 52 |
| 62 | 7.9 | 62 | 7.9 | 0 | 5.76 | | 4 | 62 |
| 48 | 5.1 | 43 | 4.1 | 1 | 1.96 | | 6 | 57 |
| 57 | 6.9 | 59 | 7.3 | 0.16 | 3.24 | | 7 | 62 |

| | | | | | | | | |
|---|---|---|---|---|---|---|---|---|
| 62 | 7.9 | 63 | 8.1 | 0.0399999 | 6.76 | | 8 | 70 |
| 70 | 9.5 | 64 | 8.3 | 1.44 | 7.84 | | 9 | 75 |
| 75 | 10.5 | 58 | 7.1 | 11.56 | 2.56 | | 0 | 59 |
| | | | | | | | | |
| 45.36 | | | | Sum d2 | Sum D2 | | | 45.36 |
| 0.4459823 | | | | 57.64 | 105.08 | | rp = | 0.5825323 |
| | | | | | | | | |
| 102 female | 60-69 with | chronic | pain | | D2 | | Golden, 2003 | |
| 65 | 8.5 | 56 | 6.7 | 3.24 | 1.44 | | L | 65 |
| 55 | 6.5 | 60 | 7.5 | 1 | 4 | | F | 55 |
| 47 | 4.9 | 53 | 6.1 | 1.44 | 0.36 | | K | 47 |
| 70 | 9.5 | 74 | 10.3 | 0.6400000 | 23.04 | | 1 | 70 |
| 57 | 6.9 | 75 | 10.5 | 12.96 | 25 | | 2 | 57 |
| 52 | 5.9 | 75 | 10.5 | 21.16 | 25 | | 3 | 52 |
| 62 | 7.9 | 62 | 7.9 | 0 | 5.76 | | 4 | 62 |
| 48 | 5.1 | 43 | 4.1 | 1 | 1.96 | | 6 | 57 |
| 57 | 6.9 | 59 | 7.3 | 0.16 | 3.24 | | 7 | 62 |
| 62 | 7.9 | 65 | 8.5 | 0.36 | 9 | | 8 | 70 |
| 70 | 9.5 | 66 | 8.7 | 0.6400000 | 10.24 | | 9 | 75 |
| 75 | 10.5 | 55 | 6.5 | 16 | 1 | | 0 | 59 |
| | | | | | | | | |
| 45.36 | | | | Sum d2 | Sum D2 | | | 45.36 |
| 0.4523364 | | | | 58.6 | 110.04 | | rp = | 0.5102974 |
| | | | | | | | | |
| 52 females | 70-79 with | chronic | pain | | D2 | | Golden, 2003 | |
| 65 | 8.5 | 56 | 6.7 | 3.24 | 1.44 | | L | 65 |
| 55 | 6.5 | 58 | 7.1 | 0.36 | 2.56 | | F | 55 |
| 47 | 4.9 | 53 | 6.1 | 1.44 | 0.36 | | K | 47 |
| 70 | 9.5 | 70 | 9.5 | 0 | 16 | | 1 | 70 |
| 57 | 6.9 | 73 | 10.1 | 10.24 | 21.16 | | 2 | 57 |
| 52 | 5.9 | 70 | 9.5 | 12.96 | 16 | | 3 | 52 |
| 62 | 7.9 | 57 | 6.9 | 1 | 1.96 | | 4 | 62 |
| 48 | 5.1 | 45 | 4.5 | 0.36 | 1 | | 6 | 57 |
| 57 | 6.9 | 59 | 7.3 | 0.16 | 3.24 | | 7 | 62 |
| 62 | 7.9 | 61 | 7.7 | 0.0400000 | 4.84 | | 8 | 70 |
| 70 | 9.5 | 63 | 8.1 | 1.96 | 6.76 | | 9 | 75 |
| 75 | 10.5 | 55 | 6.5 | 16 | 1 | | 0 | 59 |
| | | | | | | | | |
| 45.36 | | | | Sum d2 | Sum D2 | | | 45.36 |
| 0.4362606 | | | | 47.76 | 76.32 | | rp = | 0.5735886 |
| | | | | | | | | |
| 1993 | 9 patients | diagnosed | as EMS | | D2 | | Golden, 2003 | |
| 65 | 8.5 | 58.4 | 7.18 | 1.7424 | 2.8224 | | L | 65 |
| 55 | 6.5 | 57.8 | 7.06 | 0.3136 | 2.4336 | | F | 55 |
| 47 | 4.9 | 45.5 | 4.6 | 0.0900000 | 0.8100000 | | K | 47 |

| | | | | | | | | |
|---|---|---|---|---|---|---|---|---|
| 70 | 9.5 | 76.3 | 10.76 | 1.5876 | 27.6676 | | 1 | 70 |
| 57 | 6.9 | 81.2 | 11.74 | 23.4256 | 38.9376 | | 2 | 57 |
| 52 | 5.9 | 85.5 | 12.6 | 44.89 | 50.41 | | 3 | 52 |
| 62 | 7.9 | 52.7 | 6.04 | 3.4596 | 0.2916000 | | 4 | 62 |
| 48 | 5.1 | 46.8 | 4.86 | 0.0576000 | 0.4096000 | | 6 | 57 |
| 57 | 6.9 | 57.8 | 7.06 | 0.0255999 | 2.4336 | | 7 | 62 |
| 62 | 7.9 | 67.1 | 8.92 | 1.0404 | 11.6964 | | 8 | 70 |
| 70 | 9.5 | 65.9 | 8.68 | 0.6723999 | 10.1124 | | 9 | 75 |
| 75 | 10.5 | 47.3 | 4.96 | 30.6916 | 0.2916000 | | 0 | 59 |
| | | | | | | | | |
| 45.36 | | | | Sum d2 | Sum D2 | | | 45.36 |
| 0.2840163 | | | | 107.9964 | 148.3164 | | rp = | 0.5368715 |
| | | | | | | | | |
| 2006 | N= 64 CHI | s Mild to | Severe | A/C HRNT | Males | | Golden, 2003 | |
| 65 | 8.5 | 52.25 | 5.95 | 6.5025 | 0.2025 | | L | 65 |
| 55 | 6.5 | 58.76563 | 7.253126 | 0.5671987 | 3.0734507 | | F | 55 |
| 47 | 4.9 | 57.92188 | 7.084376 | 4.7714985 | 2.5102473 | | K | 47 |
| 70 | 9.5 | 59.28125 | 7.35625 | 4.5956640 | 3.4456640 | | 1 | 70 |
| 57 | 6.9 | 66.92188 | 8.884376 | 3.9377481 | 11.4540009 | | 2 | 57 |
| 52 | 5.9 | 62.32813 | 7.965626 | 4.2668107 | 6.0793115 | | 3 | 52 |
| 62 | 7.9 | 62.09375 | 7.91875 | 0.0003515 | 5.8503515 | | 4 | 62 |
| 48 | 5.1 | 59.67188 | 7.434376 | 5.4493113 | 3.7418105 | | 6 | 57 |
| 57 | 6.9 | 56.54688 | 6.809376 | 0.0082127 | 1.7144655 | | 7 | 62 |
| 62 | 7.9 | 59.45313 | 7.390626 | 0.2594618 | 3.5744666 | | 8 | 70 |
| 70 | 9.5 | 62.48438 | 7.996876 | 2.2593817 | 6.2343897 | | 9 | 75 |
| 75 | 10.5 | 56.875 | 6.875 | 13.140625 | 1.890625 | | 0 | 59 |
| | | | | | | | | |
| 45.36 | | | | Sum d2 | Sum D2 | | | 45.36 |
| 0.3504329 | | | | 45.758764 | 49.771283 | | rp = | 0.5530677 |
| | | | | | | | | |
| 32 males | systematic | answers | | | D2 | | Golden, 2003 | |
| 65 | 8.5 | 65 | 8.5 | 0 | 9 | | L | 65 |
| 55 | 6.5 | 81 | 11.7 | 27.04 | 38.44 | | F | 55 |
| 47 | 4.9 | 49 | 5.3 | 0.16 | 0.0400000 | | K | 47 |
| 70 | 9.5 | 77 | 10.9 | 1.96 | 29.16 | | 1 | 70 |
| 57 | 6.9 | 68 | 9.1 | 4.84 | 12.96 | | 2 | 57 |
| 52 | 5.9 | 71 | 9.7 | 14.44 | 17.64 | | 3 | 52 |
| 62 | 7.9 | 69 | 9.3 | 1.96 | 14.44 | | 4 | 62 |
| 48 | 5.1 | 54 | 6.3 | 1.44 | 0.64 | | 6 | 57 |
| 57 | 6.9 | 86 | 12.7 | 33.64 | 51.84 | | 7 | 62 |
| 62 | 7.9 | 74 | 10.3 | 5.76 | 23.04 | | 8 | 70 |
| 70 | 9.5 | 98 | 15.1 | 31.36 | 92.16 | | 9 | 75 |
| 75 | 10.5 | 65 | 8.5 | 4 | 9 | | 0 | 59 |
| | | | | | | | | |
| 45.36 | | | | Sum d2 | Sum D2 | | | 45.36 |

| | | | | | | | | |
|---|---|---|---|---|---|---|---|---|
| 0.4616431 | | | | 126.6 | 298.36 | | rp = | 0.5287670 |
| | | | | | | | | |
| 23 males | random | answers | | | D2 | | Golden, 2003 | |
| 65 | 8.5 | 70 | 9.5 | 1 | 16 | | L | 65 |
| 55 | 6.5 | 81 | 11.7 | 27.04 | 38.44 | | F | 55 |
| 47 | 4.9 | 49 | 5.3 | 0.16 | 0.0400000 | | K | 47 |
| 70 | 9.5 | 77 | 10.9 | 1.96 | 29.16 | | 1 | 70 |
| 57 | 6.9 | 70 | 9.5 | 6.76 | 16 | | 2 | 57 |
| 52 | 5.9 | 71 | 9.7 | 14.44 | 17.64 | | 3 | 52 |
| 62 | 7.9 | 72 | 9.9 | 4 | 19.36 | | 4 | 62 |
| 48 | 5.1 | 52 | 5.9 | 0.6400000 | 0.16 | | 6 | 57 |
| 57 | 6.9 | 90 | 13.5 | 43.56 | 64 | | 7 | 62 |
| 62 | 7.9 | 74 | 10.3 | 5.76 | 23.04 | | 8 | 70 |
| 70 | 9.5 | 94 | 14.3 | 23.04 | 77.44 | | 9 | 75 |
| 75 | 10.5 | 65 | 8.5 | 4 | 9 | | 0 | 59 |
| | | | | | | | | |
| 45.36 | | | | Sum d2 | Sum D2 | | | 45.36 |
| 0.4575409 | | | | 132.36 | 310.28 | | rp = | 0.5359624 |
| | | | | | | | | |
| 16 males | guessing | answers | | | D2 | | Sivec, | 1994 |
| 65 | 8.5 | 65 | 8.5 | 0 | 9 | | L | 65 |
| 55 | 6.5 | 81 | 11.7 | 27.04 | 38.44 | | F | 55 |
| 47 | 4.9 | 49 | 5.3 | 0.16 | 0.0400000 | | K | 47 |
| 70 | 9.5 | 79 | 11.3 | 3.24 | 33.64 | | 1 | 70 |
| 57 | 6.9 | 72 | 9.9 | 9 | 19.36 | | 2 | 57 |
| 52 | 5.9 | 74 | 10.3 | 19.36 | 23.04 | | 3 | 52 |
| 62 | 7.9 | 69 | 9.3 | 1.96 | 14.44 | | 4 | 62 |
| 48 | 5.1 | 54 | 6.3 | 1.44 | 0.64 | | 6 | 57 |
| 57 | 6.9 | 86 | 12.7 | 33.64 | 51.84 | | 7 | 62 |
| 62 | 7.9 | 81 | 11.7 | 14.44 | 38.44 | | 8 | 70 |
| 70 | 9.5 | 101 | 15.7 | 38.44 | 104.04 | | 9 | 75 |
| 75 | 10.5 | 65 | 8.5 | 4 | 9 | | 0 | 59 |
| | | | | | | | | |
| 45.36 | | | | Sum d2 | Sum D2 | | | 45.36 |
| 0.4343703 | | | | 152.72 | 341.92 | | rp = | 0.4421004 |
| | | | | | | | | |
| 32 females | systematic | c | | | D2 | | Sivec, | 1994 |
| 65 | 8.5 | 66 | 8.7 | 0.0399999 | 10.24 | | L | 65 |
| 55 | 6.5 | 83 | 12.1 | 31.36 | 43.56 | | F | 55 |
| 47 | 4.9 | 50 | 5.5 | 0.36 | 0 | | K | 47 |
| 70 | 9.5 | 74 | 10.3 | 0.6400000 | 23.04 | | 1 | 70 |
| 57 | 6.9 | 66 | 8.7 | 3.24 | 10.24 | | 2 | 57 |
| 52 | 5.9 | 68 | 9.1 | 10.24 | 12.96 | | 3 | 52 |
| 62 | 7.9 | 71 | 9.7 | 3.24 | 17.64 | | 4 | 62 |
| 48 | 5.1 | 72 | 9.9 | 23.04 | 19.36 | | 6 | 57 |

| | | | | | | | | |
|---|---|---|---|---|---|---|---|---|
| 57 | 6.9 | 85 | 12.5 | 31.36 | 49 | | 7 | 62 |
| 62 | 7.9 | 70 | 9.5 | 2.56 | 16 | | 8 | 70 |
| 70 | 9.5 | 91 | 13.7 | 17.64 | 67.24 | | 9 | 75 |
| 75 | 10.5 | 68 | 9.1 | 1.96 | 12.96 | | 0 | 59 |
| | | | | | | | | |
| 45.36 | | | | Sum d2 | Sum D2 | | | 45.36 |
| 0.4454641 | | | | 125.68 | 282.24 | | rp = | 0.2634609 |
| | | | | | | | | |
| 23 females | random | | | | D2 | | Sivec, | 1994 |
| 65 | 8.5 | 71 | 9.7 | 1.44 | 17.64 | | L | 65 |
| 55 | 6.5 | 83 | 12.1 | 31.36 | 43.56 | | F | 55 |
| 47 | 4.9 | 50 | 5.5 | 0.36 | 0 | | K | 47 |
| 70 | 9.5 | 74 | 10.3 | 0.6400000 | 23.04 | | 1 | 70 |
| 57 | 6.9 | 68 | 9.1 | 4.84 | 12.96 | | 2 | 57 |
| 52 | 5.9 | 68 | 9.1 | 10.24 | 12.96 | | 3 | 52 |
| 62 | 7.9 | 73 | 10.1 | 4.84 | 21.16 | | 4 | 62 |
| 48 | 5.1 | 74 | 10.3 | 27.04 | 23.04 | | 6 | 57 |
| 57 | 6.9 | 89 | 13.3 | 40.96 | 60.84 | | 7 | 62 |
| 62 | 7.9 | 70 | 9.5 | 2.56 | 16 | | 8 | 70 |
| 70 | 9.5 | 88 | 13.1 | 12.96 | 57.76 | | 9 | 75 |
| 75 | 10.5 | 68 | 9.1 | 1.96 | 12.96 | | 0 | 59 |
| | | | | | | | | |
| 45.36 | | | | Sum d2 | Sum D2 | | | 45.36 |
| 0.4277257 | | | | 139.2 | 301.92 | | rp = | 0.2670616 |
| | | | | | | | | |
| 16 females | guessing | | | | D2 | | Harrell, | 1992 |
| 65 | 8.5 | 66 | 8.7 | 0.0399999 | 10.24 | | L | 65 |
| 55 | 6.5 | 83 | 12.1 | 31.36 | 43.56 | | F | 55 |
| 47 | 4.9 | 50 | 5.5 | 0.36 | 0 | | K | 47 |
| 70 | 9.5 | 80 | 11.5 | 4 | 36 | | 1 | 70 |
| 57 | 6.9 | 70 | 9.5 | 6.76 | 16 | | 2 | 57 |
| 52 | 5.9 | 68 | 9.1 | 10.24 | 12.96 | | 3 | 52 |
| 62 | 7.9 | 71 | 9.7 | 3.24 | 17.64 | | 4 | 62 |
| 48 | 5.1 | 69 | 9.3 | 17.64 | 14.44 | | 6 | 57 |
| 57 | 6.9 | 85 | 12.5 | 31.36 | 49 | | 7 | 62 |
| 62 | 7.9 | 75 | 10.5 | 6.76 | 25 | | 8 | 70 |
| 70 | 9.5 | 96 | 14.7 | 27.04 | 84.64 | | 9 | 75 |
| 75 | 10.5 | 68 | 9.1 | 1.96 | 12.96 | | 0 | 59 |
| | | | | | | | | |
| 45.36 | | | | Sum d2 | Sum D2 | | | 45.36 |
| 0.4464369 | | | | 140.76 | 322.44 | | rp = | 0.2713061 |
| | | | | | | | | |
| 1956 | 32 male | suicide | threateners | | D2 | | Harrell, | 1992 |
| 65 | 8.5 | 50 | 5.5 | 9 | 0 | | L | 65 |
| 55 | 6.5 | 70 | 9.5 | 9 | 16 | | F | 55 |

| | | | | | | | | |
|---|---|---|---|---|---|---|---|---|
| 47 | 4.9 | 51 | 5.7 | 0.64 | 0.0400000 | | K | 47 |
| 70 | 9.5 | 77 | 10.9 | 1.96 | 29.16 | | 1 | 70 |
| 57 | 6.9 | 92 | 13.9 | 49 | 70.56 | | 2 | 57 |
| 52 | 5.9 | 75 | 10.5 | 21.16 | 25 | | 3 | 52 |
| 62 | 7.9 | 81 | 11.7 | 14.44 | 38.44 | | 4 | 62 |
| 48 | 5.1 | 71 | 9.7 | 21.16 | 17.64 | | 6 | 57 |
| 57 | 6.9 | 73 | 10.1 | 10.24 | 21.16 | | 7 | 62 |
| 62 | 7.9 | 85 | 12.5 | 21.16 | 49 | | 8 | 70 |
| 70 | 9.5 | 88 | 13.1 | 12.96 | 57.76 | | 9 | 75 |
| 75 | 10.5 | 68 | 9.1 | 1.96 | 12.96 | | 0 | 59 |
| | | | | | | | | |
| 45.36 | | | | Sum d2 | Sum D2 | | | 45.36 |
| 0.3785806 | | | | 172.68 | 337.72 | | rp = | 0.4316867 |
| | | | | | | | | |
| 1956 | 32 male | suicide | attempters | | D2 | | Harrell, | 1992 |
| 65 | 8.5 | 53 | 6.1 | 5.76 | 0.36 | | L | 65 |
| 55 | 6.5 | 64 | 8.3 | 3.24 | 7.84 | | F | 55 |
| 47 | 4.9 | 55 | 6.5 | 2.56 | 1 | | K | 47 |
| 70 | 9.5 | 72 | 9.9 | 0.16 | 19.36 | | 1 | 70 |
| 57 | 6.9 | 82 | 11.9 | 25 | 40.96 | | 2 | 57 |
| 52 | 5.9 | 67 | 8.9 | 9 | 11.56 | | 3 | 52 |
| 62 | 7.9 | 71 | 9.7 | 3.24 | 17.64 | | 4 | 62 |
| 48 | 5.1 | 64 | 8.3 | 10.24 | 7.84 | | 6 | 57 |
| 57 | 6.9 | 62 | 7.9 | 1 | 5.76 | | 7 | 62 |
| 62 | 7.9 | 69 | 9.3 | 1.96 | 14.44 | | 8 | 70 |
| 70 | 9.5 | 69 | 9.3 | 0.0399999 | 14.44 | | 9 | 75 |
| 75 | 10.5 | 55 | 6.5 | 16 | 1 | | 0 | 59 |
| | | | | | | | | |
| 45.36 | | | | Sum d2 | Sum D2 | | | 45.36 |
| 0.4114990 | | | | 78.2 | 142.2 | | rp = | 0.4293384 |
| | | | | | | | | |
| 2006 | N= 9 CHIs | Mild to | Severe | A/C HRNT | Females | | Golden, | 2003 |
| 65 | 8.5 | 51.77778 | 5.855556 | 6.9930840 | 0.1264200 | | L | 65 |
| 55 | 6.5 | 55.33333 | 6.566666 | 0.0044443 | 1.1377763 | | F | 55 |
| 47 | 4.9 | 55 | 6.5 | 2.56 | 1 | | K | 47 |
| 70 | 9.5 | 55.33333 | 6.566666 | 8.6044483 | 1.1377763 | | 1 | 70 |
| 57 | 6.9 | 61.88889 | 7.877778 | 0.9560498 | 5.6538282 | | 2 | 57 |
| 52 | 5.9 | 57.88889 | 7.077778 | 1.3871610 | 2.4893834 | | 3 | 52 |
| 62 | 7.9 | 70 | 9.5 | 2.56 | 16 | | 4 | 62 |
| 48 | 5.1 | 40.22222 | 3.544444 | 2.4197544 | 3.8241992 | | 6 | 57 |
| 57 | 6.9 | 56.22222 | 6.744444 | 0.0241976 | 1.5486408 | | 7 | 62 |
| 62 | 7.9 | 55.22222 | 6.544444 | 1.8375320 | 1.0908632 | | 8 | 70 |
| 70 | 9.5 | 57.66667 | 7.033334 | 6.0844411 | 2.3511131 | | 9 | 75 |
| 75 | 10.5 | 47 | 4.9 | 31.36 | 0.36 | | 0 | 59 |
| | | | | | | | | |
| 45.36 | | | | Sum d2 | Sum D2 | | | 45.36 |

| | | | | | | | | |
|---|---|---|---|---|---|---|---|---|
| 0.11771469 | | | | 64.7911129 | 36.7200009 | | rp = | 0.5905284 |
| | | | | | | | | |
| | | | | | | | Golden, | 2003 |
| | | | | | | | L | 65 |
| | | | | | | | F | 55 |
| | | | | | | | K | 47 |
| | | | | | | | 1 | 70 |
| | | | | | | | 2 | 57 |
| | | | | | | | 3 | 52 |
| | | | | | | | 4 | 62 |
| | | | | | | | 6 | 57 |
| | | | | | | | 7 | 62 |
| | | | | | | | 8 | 70 |
| | | | | | | | 9 | 75 |
| | | | | | | | 0 | 59 |
| | | | | | | | | |
| | | | | | | | | 45.36 |
| | | | | | | | rp = | 0.4857442 |
| | | | | | | | | |
| | | | | | | | Golden, | 2003 |
| | | | | | | | L | 65 |
| | | | | | | | F | 55 |
| | | | | | | | K | 47 |
| | | | | | | | 1 | 70 |
| | | | | | | | 2 | 57 |
| | | | | | | | 3 | 52 |
| | | | | | | | 4 | 62 |
| | | | | | | | 6 | 57 |
| | | | | | | | 7 | 62 |
| | | | | | | | 8 | 70 |
| | | | | | | | 9 | 75 |
| | | | | | | | 0 | 59 |
| | | | | | | | | |
| | | | | | | | | 45.36 |
| | | | | | | | rp = | 0.4033825 |
| | | | | | | | | |
| | | | | | | | Arbisi, | 2004 |
| | | | | | | | L | 65 |
| | | | | | | | F | 55 |
| | | | | | | | K | 47 |
| | | | | | | | 1 | 70 |
| | | | | | | | 2 | 57 |
| | | | | | | | 3 | 52 |
| | | | | | | | 4 | 62 |
| | | | | | | | 6 | 57 |
| | | | | | | | 7 | 62 |

| | | | | | | | | |
|---|---|---|---|---|---|---|---|---|
| | | | | | | | 8 | 70 |
| | | | | | | | 9 | 75 |
| | | | | | | | 0 | 59 |
| | | | | | | | | |
| | | | | | | | | 45.36 |
| | | | | | | | rp = | 0.2768529 |
| | | | | | | | | |
| | | | | | | | Arbisi, | 2004 |
| | | | | | | | L | 65 |
| | | | | | | | F | 55 |
| | | | | | | | K | 47 |
| | | | | | | | 1 | 70 |
| | | | | | | | 2 | 57 |
| | | | | | | | 3 | 52 |
| | | | | | | | 4 | 62 |
| | | | | | | | 6 | 57 |
| | | | | | | | 7 | 62 |
| | | | | | | | 8 | 70 |
| | | | | | | | 9 | 75 |
| | | | | | | | 0 | 59 |
| | | | | | | | | |
| | | | | | | | | 45.36 |
| | | | | | | | rp = | 0.39645712 |
| | | | | | | | | |
| | | | | | | | open | 2001 |
| | | | | | | | L | 65 |
| | | | | | | | F | 55 |
| | | | | | | | K | 47 |
| | | | | | | | 1 | 70 |
| | | | | | | | 2 | 57 |
| | | | | | | | 3 | 52 |
| | | | | | | | 4 | 62 |
| | | | | | | | 6 | 57 |
| | | | | | | | 7 | 62 |
| | | | | | | | 8 | 70 |
| | | | | | | | 9 | 75 |
| | | | | | | | 0 | 59 |
| | | | | | | | | |
| | | | | | | | | 45.36 |
| | | | | | | | rp = | 1 |
| | | | | | | | | |
| | | | | | | | open | 2001 |
| | | | | | | | L | 65 |
| | | | | | | | F | 55 |
| | | | | | | | K | 47 |
| | | | | | | | 1 | 70 |

| | |
|---|---|
| 2 | 57 |
| 3 | 52 |
| 4 | 62 |
| 6 | 57 |
| 7 | 62 |
| 8 | 70 |
| 9 | 75 |
| 0 | 59 |
| | |
| | 45.36 |
| rp = | 0.3999885 |
| | |
| open | 2001 |
| L | 65 |
| F | 55 |
| K | 47 |
| 1 | 70 |
| 2 | 57 |
| 3 | 52 |
| 4 | 62 |
| 6 | 57 |
| 7 | 62 |
| 8 | 70 |
| 9 | 75 |
| 0 | 59 |
| | |
| | 45.36 |
| rp = | 0.3231411 |

| | | | | | | | | |
|---|---|---|---|---|---|---|---|---|
| | | | | | | | | |
| | | | | | | | | |
| | | | | | | | | |
| | | | | | | | | |
| | | | | | | | | |
| | | | | | | | | |
| | | | | | | | | |
| | | | | | | | | |
| | | | | | | | | |
| | | | | | | | | |
| | | | | | | | | |
| | | | | | | | | |
| | | | | | | | | |
| | | | | | | | | |
| | | | | | | | | |
| | | | | | | | | |
| | | | | | | | | |
| | | | | | | | | |
| | | | | | | | | |
| | | | | | | | | |
| | | | | | | | | |
| | | | | | | | | |
| | | | | | | | | |
| | | | | | | | | |

| | | | | | | | | |
|---|---|---|---|---|---|---|---|---|
| | | 12 scales | | | | Individual to group (rp) minus L, K, | | |
| | | | | | | Need .570 | | |
| 21 DSM-IV | Dysthymia | a patients | | D2 | | Berry, 2001 | | 28 exagger |
| 8.5 | 45.6 | 4.62 | 15.0544 | 0.7744 | | F | 55 | 6.5 |
| 6.5 | 68.5 | 9.2 | 7.29 | 13.69 | | 1 | 70 | 9.5 |
| 4.9 | 42 | 3.9 | 1 | 2.56 | | 2 | 57 | 6.9 |
| 9.5 | 55 | 6.5 | 9 | 1 | | 3 | 52 | 5.9 |
| 6.9 | 73.9 | 10.28 | 11.4244 | 22.8484 | | 4 | 62 | 7.9 |
| 5.9 | 58.6 | 7.22 | 1.7424 | 2.9584 | | 6 | 57 | 6.9 |
| 7.9 | 67.6 | 9.02 | 1.2544 | 12.3904 | | 7 | 62 | 7.9 |
| 6.9 | 69.9 | 9.48 | 6.6564 | 15.8404 | | 8 | 70 | 9.5 |
| 7.9 | 73.2 | 10.14 | 5.0176 | 21.5296 | | 9 | 75 | 10.5 |
| 9.5 | 70 | 9.5 | 0 | 16 | | 0 | 59 | 7.3 |
| 10.5 | 53.6 | 6.22 | 18.3184 | 0.5184000 | | | | |
| 7.3 | 64.7 | 8.44 | 1.2996 | 8.6436000 | | | | |
| | | | | | | | | |
| | | | Sum d2 | Sum D2 | | | 37.368 | |
| | | | 78.0576 | 118.7536 | | rp = | 0.3387063 | |
| | | | | | | | | |
| 30 DSM-IV | major depr | essive diso | rder | D2 | | Berry, 2001 | | 30 overrepo |
| 8.5 | 48.1 | 5.12 | 11.4244 | 0.1444 | | F | 55 | 6.5 |
| 6.5 | 67 | 8.9 | 5.76 | 11.56 | | 1 | 70 | 9.5 |
| 4.9 | 46 | 4.7 | 0.0400000 | 0.64 | | 2 | 57 | 6.9 |
| 9.5 | 66.5 | 8.8 | 0.4899999 | 10.89 | | 3 | 52 | 5.9 |
| 6.9 | 80 | 11.5 | 21.16 | 36 | | 4 | 62 | 7.9 |
| 5.9 | 69.5 | 9.4 | 12.25 | 15.21 | | 6 | 57 | 6.9 |
| 7.9 | 71.2 | 9.74 | 3.3856 | 17.9776 | | 7 | 62 | 7.9 |
| 6.9 | 67.2 | 8.94 | 4.1616 | 11.8336 | | 8 | 70 | 9.5 |
| 7.9 | 77 | 10.9 | 9 | 29.16 | | 9 | 75 | 10.5 |
| 9.5 | 75.1 | 10.52 | 1.0404 | 25.2004 | | 0 | 59 | 7.3 |
| 10.5 | 50.8 | 5.66 | 23.4256 | 0.0255999 | | | | |
| 7.3 | 61.5 | 7.8 | 0.25 | 5.29 | | | | |
| | | | | | | | | |
| | | | Sum d2 | Sum D2 | | | 37.368 | |
| | | | 92.3876 | 163.9316 | | rp = | 0.3254582 | |
| | | | | | | | | |
| 249 males | with psychi | iatric disor | der | D2 | | Berry, 2001 | | 29 patients |
| 8.5 | 54.6 | 6.42 | 4.3264 | 0.8464 | | F | 55 | 6.5 |
| 6.5 | 80.9 | 11.68 | 26.8324 | 38.1924 | | 1 | 70 | 9.5 |
| 4.9 | 43.7 | 4.24 | 0.4356 | 1.5876 | | 2 | 57 | 6.9 |
| 9.5 | 62.7 | 8.04 | 2.1316 | 6.4516 | | 3 | 52 | 5.9 |
| 6.9 | 69.8 | 9.46 | 6.5535999 | 15.6816 | | 4 | 62 | 7.9 |
| 5.9 | 62.3 | 7.96 | 4.2435999 | 6.0516 | | 6 | 57 | 6.9 |
| 7.9 | 72.1 | 9.92 | 4.0803999 | 19.5364 | | 7 | 62 | 7.9 |
| 6.9 | 75.7 | 10.64 | 13.9876 | 26.4196 | | 8 | 70 | 9.5 |
| 7.9 | 72.2 | 9.94 | 4.1616 | 19.7136 | | 9 | 75 | 10.5 |

| | | | | | | | | |
|---|---|---|---|---|---|---|---|---|
| 9.5 | 78.3 | 11.16 | 2.7556 | 32.0356 | | 0 | 59 | 7.3 |
| 10.5 | 61 | 7.7 | 7.84 | 4.84 | | | | |
| 7.3 | 61.7 | 7.84 | 0.2916000 | 5.4756 | | | | |
| | | | | | | | | |
| | | | Sum d2 | Sum D2 | | | 37.368 | |
| | | | 77.64 | 176.832 | | rp = | 0.2822157 | |
| | | | | | | | | |
| 267 female | s with psy | chiatric dis | rder | D2 | | Berry, 2001 | | 31 outpatie |
| 8.5 | 55.7 | 6.64 | 3.4596 | 1.2996 | | F | 55 | 6.5 |
| 6.5 | 88.3 | 13.16 | 44.3556 | 58.6756 | | 1 | 70 | 9.5 |
| 4.9 | 42.8 | 4.06 | 0.7056000 | 2.0736 | | 2 | 57 | 6.9 |
| 9.5 | 67.6 | 9.02 | 0.2304 | 12.3904 | | 3 | 52 | 5.9 |
| 6.9 | 73.5 | 10.2 | 10.89 | 22.09 | | 4 | 62 | 7.9 |
| 5.9 | 67.1 | 8.92 | 9.12039999 | 11.6964 | | 6 | 57 | 6.9 |
| 7.9 | 72.8 | 10.06 | 4.66559999 | 20.7936 | | 7 | 62 | 7.9 |
| 6.9 | 77.3 | 10.96 | 16.4836 | 29.8116 | | 8 | 70 | 9.5 |
| 7.9 | 73.4 | 10.18 | 5.1984 | 21.9024 | | 9 | 75 | 10.5 |
| 9.5 | 72.8 | 10.06 | 0.31359999 | 20.7936 | | 0 | 59 | 7.3 |
| 10.5 | 61.4 | 7.78 | 7.3984 | 5.1984 | | | | |
| 7.3 | 60.5 | 7.6 | 0.08999999 | 4.41 | | | | |
| | | | | | | | | |
| | | | Sum d2 | Sum D2 | | | 37.368 | |
| | | | 102.9112 | 211.1352 | | rp = | 0.38937117 | |
| | | | | | | | | |
| 40 with dia | nosed bord | erline PD | | D2 | | Dearth, | 2005 | 18 mixed n |
| 8.5 | 47.5 | 5 | 12.25 | 0.25 | | F | 55 | 6.5 |
| 6.5 | 73.6 | 10.22 | 13.8384 | 22.2784 | | 1 | 70 | 9.5 |
| 4.9 | 43.5 | 4.2 | 0.49 | 1.69 | | 2 | 57 | 6.9 |
| 9.5 | 61.2 | 7.74 | 3.0976 | 5.0176 | | 3 | 52 | 5.9 |
| 6.9 | 70.8 | 9.66 | 7.6176 | 17.3056 | | 4 | 62 | 7.9 |
| 5.9 | 63.7 | 8.24 | 5.4756 | 7.5076 | | 6 | 57 | 6.9 |
| 7.9 | 70.4 | 9.58 | 2.8224 | 16.6464 | | 7 | 62 | 7.9 |
| 6.9 | 68 | 9.1 | 4.84 | 12.96 | | 8 | 70 | 9.5 |
| 7.9 | 73.7 | 10.24 | 5.4756 | 22.4676 | | 9 | 75 | 10.5 |
| 9.5 | 73.1 | 10.12 | 0.38439999 | 21.3444 | | 0 | 59 | 7.3 |
| 10.5 | 57.9 | 7.08 | 11.6964 | 2.4964 | | | | |
| 7.3 | 59.7 | 7.44 | 0.0196000 | 3.7636 | | | | |
| | | | | | | | | |
| | | | Sum d2 | Sum D2 | | | 37.368 | |
| | | | 68.0076 | 133.7276 | | rp = | 0.4009465 | |
| | | | | | | | | |
| 65 voluntee | rs simulat | ing BPD | | D2 | | Dearth, | 2005 | 21 mixed |
| 8.5 | 42 | 3.9 | 21.16 | 2.56 | | F | 55 | 6.5 |
| 6.5 | 117.1 | 18.92 | 154.2564 | 180.0964 | | 1 | 70 | 9.5 |
| 4.9 | 34.1 | 2.32 | 6.6564 | 10.1124 | | 2 | 57 | 6.9 |

| | | | | | | | | |
|---|---|---|---|---|---|---|---|---|
| 9.5 | 77.4 | 10.98 | 2.1904 | 30.0304 | | 3 | 52 | 5.9 |
| 6.9 | 79.3 | 11.36 | 19.8916 | 34.3396 | | 4 | 62 | 7.9 |
| 5.9 | 71.9 | 9.88 | 15.8404 | 19.1844 | | 6 | 57 | 6.9 |
| 7.9 | 91.3 | 13.76 | 34.3396 | 68.2276 | | 7 | 62 | 7.9 |
| 6.9 | 100.6 | 15.62 | 76.0384 | 102.4144 | | 8 | 70 | 9.5 |
| 7.9 | 83.9 | 12.28 | 19.1844 | 45.9684 | | 9 | 75 | 10.5 |
| 9.5 | 108.4 | 17.18 | 58.9824 | 136.4224 | | 0 | 59 | 7.3 |
| 10.5 | 76.6 | 10.82 | 0.10239999 | 28.3024 | | | | |
| 7.3 | 70.8 | 9.66 | 5.5696 | 17.3056 | | | | |
| | | | | | | | | |
| | | | Sum d2 | Sum D2 | | | 37.368 | |
| | | | 414.212 | 674.964 | | rp = | 0.66475327 | |
| | | | | | | | | |
| 61 voluntee | rs simulat | ing depres | sion | D2 | | Dearth, | 2005 | 21 voluntee |
| 8.5 | 48.9 | 5.28 | 10.3684 | 0.04840000 | | F | 55 | 6.5 |
| 6.5 | 117.6 | 19.02 | 156.7504 | 182.7904 | | 1 | 70 | 9.5 |
| 4.9 | 38.8 | 3.26 | 2.6896 | 5.0176 | | 2 | 57 | 6.9 |
| 9.5 | 86.5 | 12.8 | 10.89 | 53.29 | | 3 | 52 | 5.9 |
| 6.9 | 95.1 | 14.52 | 58.0644 | 81.3604 | | 4 | 62 | 7.9 |
| 5.9 | 79.7 | 11.44 | 30.6916 | 35.2836 | | 6 | 57 | 6.9 |
| 7.9 | 91.9 | 13.88 | 35.7604 | 70.2244 | | 7 | 62 | 7.9 |
| 6.9 | 98.2 | 15.14 | 67.8976 | 92.9296 | | 8 | 70 | 9.5 |
| 7.9 | 90.1 | 13.52 | 31.5844 | 64.3204 | | 9 | 75 | 10.5 |
| 9.5 | 109.7 | 17.44 | 63.0436 | 142.5636 | | 0 | 59 | 7.3 |
| 10.5 | 63.5 | 8.2 | 5.29 | 7.29 | | | | |
| 7.3 | 80.6 | 11.62 | 18.6624 | 37.4544 | | | | |
| | | | | | | | | |
| | | | Sum d2 | Sum D2 | | | 37.368 | |
| | | | 491.6928 | 772.5728 | | rp = | 0.40794113 | |
| | | | | | | | | |
| 15 Antisocia | ial Person | ality Disor | ders | D2 | | Dearth, | 2005 | 23 voluntee |
| 8.5 | 48.9 | 5.28 | 10.3684 | 0.04840000 | | F | 55 | 6.5 |
| 6.5 | 64.9 | 8.48 | 3.9204 | 8.8804 | | 1 | 70 | 9.5 |
| 4.9 | 43.9 | 4.28 | 0.38440000 | 1.4884 | | 2 | 57 | 6.9 |
| 9.5 | 56.6 | 6.82 | 7.1824 | 1.7424 | | 3 | 52 | 5.9 |
| 6.9 | 60.3 | 7.56 | 0.43559999 | 4.2436 | | 4 | 62 | 7.9 |
| 5.9 | 58.1 | 7.12 | 1.4884 | 2.6244 | | 6 | 57 | 6.9 |
| 7.9 | 71.1 | 9.72 | 3.31239999 | 17.8084 | | 7 | 62 | 7.9 |
| 6.9 | 64.8 | 8.46 | 2.4336 | 8.76159999 | | 8 | 70 | 9.5 |
| 7.9 | 63.9 | 8.28 | 0.14439999 | 7.7284 | | 9 | 75 | 10.5 |
| 9.5 | 65.7 | 8.64 | 0.73959999 | 9.8596 | | 0 | 59 | 7.3 |
| 10.5 | 62.6 | 8.02 | 6.1504 | 6.3504 | | | | |
| 7.3 | 50.9 | 5.68 | 2.6244 | 0.03239999 | | | | |
| | | | | | | | | |
| | | | Sum d2 | Sum D2 | | | 37.368 | |

| | | | | | | | | |
|---|---|---|---|---|---|---|---|---|
| | | | 39.1844 | 69.5684 | | rp = | -0.0402159 | |
| | | | | | | | | |
| 20 Borderl | ine Persona | ality Disor | ders | D2 | | | | |
| 8.5 | 47.3 | 4.96 | 12.5316 | 0.2916000 | | | | |
| 6.5 | 71.7 | 9.84 | 11.1556 | 18.8356 | | | | |
| 4.9 | 42 | 3.9 | 1 | 2.56 | | | | |
| 9.5 | 61.7 | 7.84 | 2.7556 | 5.4756 | | | | |
| 6.9 | 72.9 | 10.08 | 10.1124 | 20.9764 | | | | |
| 5.9 | 62 | 7.9 | 4 | 5.76 | | | | |
| 7.9 | 70.8 | 9.66 | 3.0976 | 17.3056 | | | | |
| 6.9 | 67.1 | 8.92 | 4.08039999 | 11.6964 | | | | |
| 7.9 | 71.6 | 9.82 | 3.68639999 | 18.6624 | | | | |
| 9.5 | 70.4 | 9.58 | 0.00640000 | 16.6464 | | | | |
| 10.5 | 55.2 | 6.54 | 15.6816 | 1.0816 | | | | |
| 7.3 | 60.6 | 7.62 | 0.1024 | 4.4944 | | | | |
| | | | | | | | | |
| | | | Sum d2 | Sum D2 | | | | |
| | | | 68.21 | 123.786 | | | | |
| | | | | | | | | |
| 13 Narcissi | tic Person | ality Disor | ders | D2 | | | | |
| 8.5 | 53.7 | 6.24 | 5.1076 | 0.5476 | | | | |
| 6.5 | 57.3 | 6.96 | 0.21159999 | 2.1316 | | | | |
| 4.9 | 51.7 | 5.84 | 0.88360000 | 0.11560000 | | | | |
| 9.5 | 52.8 | 6.06 | 11.8336 | 0.3136 | | | | |
| 6.9 | 62.3 | 7.96 | 1.1236 | 6.0516 | | | | |
| 5.9 | 60.2 | 7.54 | 2.6896 | 4.1616 | | | | |
| 7.9 | 67.4 | 8.98 | 1.1664 | 12.1104 | | | | |
| 6.9 | 62.7 | 8.04 | 1.2996 | 6.4516 | | | | |
| 7.9 | 63.8 | 8.26 | 0.1296 | 7.6176 | | | | |
| 9.5 | 63.2 | 8.14 | 1.8496 | 6.9696 | | | | |
| 10.5 | 59.2 | 7.34 | 9.98559999 | 3.3856 | | | | |
| 7.3 | 49.5 | 5.4 | 3.61 | 0.00999999 | | | | |
| | | | | | | | | |
| | | | Sum d2 | Sum D2 | | | | |
| | | | 39.8904 | 49.8664 | | | | |
| | | | | | | | | |
| 25 Other | Person | ality Disor | ders | D2 | | | | |
| 8.5 | 50.8 | 5.66 | 8.0656 | 0.02559999 | | | | |
| 6.5 | 67.3 | 8.96 | 6.0516 | 11.9716 | | | | |
| 4.9 | 49.5 | 5.4 | 0.25 | 0.00999999 | | | | |
| 9.5 | 57.2 | 6.94 | 6.5536 | 2.0736 | | | | |
| 6.9 | 74.2 | 10.34 | 11.8336 | 23.4256 | | | | |
| 5.9 | 61.7 | 7.84 | 3.7636 | 5.4756 | | | | |
| 7.9 | 67.5 | 9 | 1.21 | 12.25 | | | | |
| 6.9 | 61.7 | 7.84 | 0.88360000 | 5.4756 | | | | |
| 7.9 | 72.5 | 10 | 4.41 | 20.25 | | | | |

| | | | | | | | | |
|---|---|---|---|---|---|---|---|---|
| 9.5 | 71.1 | 9.72 | 0.04839999 | 17.8084 | | | | |
| 10.5 | 52.5 | 6 | 20.25 | 0.25 | | | | |
| 7.3 | 63.9 | 8.28 | 0.96039999 | 7.7284 | | | | |
| | | | | | | | | |
| | | | Sum d2 | Sum D2 | | | | |
| | | | 64.2804 | 106.7444 | | | | |
| | | | | | | | | |
| 67 Normal | Controls | | | D2 | | | | |
| 8.5 | 50.4 | 5.58 | 8.5264 | 0.0064000 | | | | |
| 6.5 | 48.6 | 5.22 | 1.6384 | 0.07839999 | | | | |
| 4.9 | 52.5 | 6 | 1.21 | 0.25 | | | | |
| 9.5 | 52.3 | 5.96 | 12.5316 | 0.21159999 | | | | |
| 6.9 | 48.1 | 5.12 | 3.1684 | 0.1444 | | | | |
| 5.9 | 48.8 | 5.26 | 0.40960000 | 0.0576000 | | | | |
| 7.9 | 50.2 | 5.54 | 5.5696 | 0.0016000 | | | | |
| 6.9 | 49 | 5.3 | 2.56 | 0.0400000 | | | | |
| 7.9 | 53.4 | 6.18 | 2.9584 | 0.4624 | | | | |
| 9.5 | 51.9 | 5.88 | 13.1044 | 0.1444 | | | | |
| 10.5 | 55 | 6.5 | 16 | 1 | | | | |
| 7.3 | 45.7 | 4.64 | 7.0756 | 0.73959999 | | | | |
| | | | | | | | | |
| | | | Sum d2 | Sum D2 | | | | |
| | | | 74.7524 | 3.1364 | | | | |
| | | | | | | | | |
| 24 mixed | pseudosei | zures | | D2 | | | | |
| 8.5 | 58.7 | 7.24 | 1.5876 | 3.0276 | | | | |
| 6.5 | 55.6 | 6.62 | 0.0144 | 1.2544 | | | | |
| 4.9 | 54.2 | 6.34 | 2.0736 | 0.7056000 | | | | |
| 9.5 | 76.9 | 10.88 | 1.9044 | 28.9444 | | | | |
| 6.9 | 68.3 | 9.16 | 5.1076 | 13.3956 | | | | |
| 5.9 | 76.1 | 10.72 | 23.2324 | 27.2484 | | | | |
| 7.9 | 57.1 | 6.92 | 0.96040000 | 2.0164 | | | | |
| 6.9 | 57.3 | 6.96 | 0.00359999 | 2.1316 | | | | |
| 7.9 | 61.7 | 7.84 | 0.00359999 | 5.4756 | | | | |
| 9.5 | 64.1 | 8.32 | 1.3924 | 7.95239999 | | | | |
| 10.5 | 55.6 | 6.62 | 15.0544 | 1.2544 | | | | |
| 7.3 | 49.3 | 5.36 | 3.7636 | 0.0196000 | | | | |
| | | | | | | | | |
| | | | Sum d2 | Sum D2 | | | | |
| | | | 55.098 | 93.426 | | | | |
| | | | | | | | | |
| 115 mixed | epileptic | seizures | | D2 | | | | |
| 8.5 | 54.8 | 6.46 | 4.1616 | 0.92159999 | | | | |
| 6.5 | 56.4 | 6.78 | 0.07839999 | 1.6384 | | | | |
| 4.9 | 49 | 5.3 | 0.16 | 0.0400000 | | | | |

| | | | | |
|---|---|---|---|---|
| 9.5 | 55 | 6.5 | 9 | 1 |
| 6.9 | 59.5 | 7.4 | 0.25 | 3.61 |
| 5.9 | 52.9 | 6.08 | 0.03239999 | 0.3364 |
| 7.9 | 51.8 | 5.86 | 4.1616 | 0.1296 |
| 6.9 | 54.2 | 6.34 | 0.3136 | 0.7056000 |
| 7.9 | 58.8 | 7.26 | 0.40960000 | 3.0976 |
| 9.5 | 60 | 7.5 | 4 | 4 |
| 10.5 | 54.8 | 6.46 | 16.3216 | 0.92159999 |
| 7.3 | 54 | 6.3 | 1 | 0.64 |
| | | | | |
| | | | Sum d2 | Sum D2 |
| | | | 39.8888 | 17.0408 |
| | | | | |
| 20 normies | under sta | ndard inst | uctions | D2 |
| 8.5 | 53.3 | 6.16 | 5.4756 | 0.43559999 |
| 6.5 | 56.9 | 6.88 | 0.1444 | 1.9044 |
| 4.9 | 43.4 | 4.18 | 0.51840000 | 1.7424 |
| 9.5 | 59.2 | 7.34 | 4.6656 | 3.3856 |
| 6.9 | 57.5 | 7 | 0.00999999 | 2.25 |
| 5.9 | 55.4 | 6.58 | 0.4624 | 1.1664 |
| 7.9 | 60.2 | 7.54 | 0.1296 | 4.1616 |
| 6.9 | 54.8 | 6.46 | 0.19360000 | 0.92159999 |
| 7.9 | 53.4 | 6.18 | 2.9584 | 0.4624 |
| 9.5 | 54.1 | 6.32 | 10.1124 | 0.6724 |
| 10.5 | 53.2 | 6.14 | 19.0096 | 0.40960000 |
| 7.3 | 52.7 | 6.04 | 1.5876 | 0.29160000 |
| | | | | |
| | | | Sum d2 | Sum D2 |
| | | | 45.2676 | 17.8036 |
| | | | | |
| 18 fake CH | Is | Group 2 | | D2 |
| 8.5 | 49.1 | 5.32 | 10.1124 | 0.03239999 |
| 6.5 | 93.9 | 14.28 | 60.5284 | 77.0884 |
| 4.9 | 36.5 | 2.8 | 4.41 | 7.29 |
| 9.5 | 82.5 | 12 | 6.25 | 42.25 |
| 6.9 | 83.3 | 12.16 | 27.6676 | 44.3556 |
| 5.9 | 78.2 | 11.14 | 27.4576 | 31.8096 |
| 7.9 | 67 | 8.9 | 1 | 11.56 |
| 6.9 | 85.7 | 12.64 | 32.9476 | 50.9796 |
| 7.9 | 81.8 | 11.86 | 15.6816 | 40.4496 |
| 9.5 | 91.2 | 13.74 | 17.9776 | 67.8976 |
| 10.5 | 61.3 | 7.76 | 7.5076 | 5.1076 |
| 7.3 | 71.6 | 9.82 | 6.35039999 | 18.6624 |
| | | | | |
| | | | Sum d2 | Sum D2 |

| | | | | |
|---|---|---|---|---|
| | | | 217.8908 | 397.4828 |
| | | | | |
| 31 non-com | seeking T | BI patients | Group 3 | D2 |
| 8.5 | 59.1 | 7.32 | 1.3924 | 3.3124 |
| 6.5 | 52.2 | 5.94 | 0.3136 | 0.1936 |
| 4.9 | 53.5 | 6.2 | 1.69 | 0.49 |
| 9.5 | 64.3 | 8.36 | 1.2996 | 8.1796 |
| 6.9 | 63.7 | 8.24 | 1.7956 | 7.5076 |
| 5.9 | 63.9 | 8.28 | 5.6644 | 7.7284 |
| 7.9 | 53.5 | 6.2 | 2.89 | 0.49 |
| 6.9 | 51 | 5.7 | 1.44 | 0.0400000 |
| 7.9 | 57.9 | 7.08 | 0.6724 | 2.4964 |
| 9.5 | 59.6 | 7.42 | 4.3264 | 3.6864 |
| 10.5 | 52.9 | 6.08 | 19.5364 | 0.3364 |
| 7.3 | 49.6 | 5.42 | 3.5344 | 0.0064000 |
| | | | | |
| | | | Sum d2 | Sum D2 |
| | | | 44.5552 | 34.4672 |
| | | | | |
| 30 comp | seeking CH | HI patients | Group 4 | D2 |
| 8.5 | 55.9 | 6.68 | 3.3124 | 1.3924 |
| 6.5 | 65.8 | 8.66 | 4.6656 | 9.9856 |
| 4.9 | 45.6 | 4.62 | 0.0784000 | 0.7744 |
| 9.5 | 74.1 | 10.32 | 0.6723999 | 23.2324 |
| 6.9 | 73.5 | 10.2 | 10.89 | 22.09 |
| 5.9 | 74.4 | 10.38 | 20.0704 | 23.8144 |
| 7.9 | 59.4 | 7.38 | 0.2704 | 3.5344 |
| 6.9 | 59.3 | 7.36 | 0.2115999 | 3.4596 |
| 7.9 | 70 | 9.5 | 2.56 | 16 |
| 9.5 | 70.7 | 9.64 | 0.0196000 | 17.1396 |
| 10.5 | 53.2 | 6.14 | 19.0096 | 0.4096000 |
| 7.3 | 59.7 | 7.44 | 0.0196000 | 3.7636 |
| | | | | |
| | | | Sum d2 | Sum D2 |
| | | | 61.78 | 125.596 |
| | | | | |
| 34 TBIs w | ith 30 or le | ss minutes | s LOC | D2 |
| 8.5 | 60.6 | 7.62 | 0.7744 | 4.4944 |
| 6.5 | 71.3 | 9.76 | 10.6276 | 18.1476 |
| 4.9 | 43.8 | 4.26 | 0.4096000 | 1.5376 |
| 9.5 | 69.5 | 9.4 | 0.0099999 | 15.21 |
| 6.9 | 70.1 | 9.52 | 6.8644 | 16.1604 |
| 5.9 | 68.5 | 9.2 | 10.89 | 13.69 |
| 7.9 | 64.7 | 8.44 | 0.2916000 | 8.6436000 |
| 6.9 | 62.4 | 7.98 | 1.1664 | 6.1504 |
| 7.9 | 64.3 | 8.36 | 0.2115999 | 8.1796 |

| | | | | |
|---|---|---|---|---|
| 9.5 | 70.7 | 9.64 | 0.0196000( | 17.1396 |
| 10.5 | 58.4 | 7.18 | 11.0224 | 2.8224 |
| 7.3 | 58.4 | 7.18 | 0.0144 | 2.8224 |
| | | | | |
| | | | Sum d2 | Sum D2 |
| | | | 42.302 | 114.998 |
| | | | | |
| 176 TBIs w | ith LOC of | 1 day or l | ess >30m | D2 |
| 8.5 | 52.4 | 5.98 | 6.3504 | 0.2304 |
| 6.5 | 76.8 | 10.86 | 19.0096 | 28.7296 |
| 4.9 | 41.8 | 3.86 | 1.0816 | 2.6896 |
| 9.5 | 71.2 | 9.74 | 0.0576000( | 17.9776 |
| 6.9 | 72.8 | 10.06 | 9.98559999 | 20.7936 |
| 5.9 | 66.9 | 8.88 | 8.8804 | 11.4244 |
| 7.9 | 67.1 | 8.92 | 1.0404 | 11.6964 |
| 6.9 | 71 | 9.7 | 7.83999999 | 17.64 |
| 7.9 | 73.3 | 10.16 | 5.1076 | 21.7156 |
| 9.5 | 79 | 11.3 | 3.24 | 33.64 |
| 10.5 | 60.1 | 7.52 | 8.8804 | 4.0804 |
| 7.3 | 61.3 | 7.76 | 0.2116 | 5.1076 |
| | | | | |
| | | | Sum d2 | Sum D2 |
| | | | 71.6852 | 175.7252 |
| | | | | |
| 76 TBIs w | ith 1 week | or less but | s LOC | D2 |
| 8.5 | 55.3 | 6.56 | 3.7636 | 1.1236 |
| 6.5 | 75.9 | 10.68 | 17.4724 | 26.8324 |
| 4.9 | 42.5 | 4 | 0.8100000( | 2.25 |
| 9.5 | 69.4 | 9.38 | 0.01439999 | 15.0544 |
| 6.9 | 70.8 | 9.66 | 7.6176 | 17.3056 |
| 5.9 | 65.1 | 8.52 | 6.8644 | 9.1204 |
| 7.9 | 63.4 | 8.18 | 0.07839999 | 7.1824 |
| 6.9 | 68.6 | 9.22 | 5.38239999 | 13.8384 |
| 7.9 | 68.9 | 9.28 | 1.9044 | 14.2884 |
| 9.5 | 77 | 10.9 | 1.96 | 29.16 |
| 10.5 | 62.8 | 8.06 | 5.9536000( | 6.55359999 |
| 7.3 | 58.9 | 7.28 | 0.0004000( | 3.1684 |
| | | | | |
| | | | Sum d2 | Sum D2 |
| | | | 51.8216 | 145.8776 |
| | | | | |
| 34 TBIs w | ith LOC of | more than | 1 week | D2 |
| 8.5 | 58 | 7.1 | 1.96 | 2.56 |
| 6.5 | 69.6 | 9.42 | 8.52639999 | 15.3664 |
| 4.9 | 46.4 | 4.78 | 0.0144000( | 0.5184000( |

| | | | | |
|---|---|---|---|---|
| 9.5 | 61.2 | 7.74 | 3.0976 | 5.0176 |
| 6.9 | 61.5 | 7.8 | 0.8099999 | 5.29 |
| 5.9 | 54.4 | 6.38 | 0.2304 | 0.7744 |
| 7.9 | 57.3 | 6.96 | 0.8836000 | 2.1316 |
| 6.9 | 59.9 | 7.48 | 0.3363999 | 3.9204 |
| 7.9 | 60.4 | 7.58 | 0.1024 | 4.3264 |
| 9.5 | 68.4 | 9.18 | 0.1023999 | 13.5424 |
| 10.5 | 56.7 | 6.84 | 13.3956 | 1.7956 |
| 7.3 | 53.9 | 6.28 | 1.0404 | 0.6083999 |
| | | | | |
| | | | Sum d2 | Sum D2 |
| | | | 30.4996 | 55.8516 |
| | | | | |
| 124 TBIs w | ith no resid | dual deficits | s | D2 |
| 8.5 | 53.8 | 6.26 | 5.0176 | 0.5776 |
| 6.5 | 69 | 9.3 | 7.84 | 14.44 |
| 4.9 | 44.2 | 4.34 | 0.3136 | 1.3456 |
| 9.5 | 69 | 9.3 | 0.0399999 | 14.44 |
| 6.9 | 68.9 | 9.28 | 5.6644 | 14.2884 |
| 5.9 | 66.6 | 8.82 | 8.5263999 | 11.0224 |
| 7.9 | 64.6 | 8.42 | 0.2703999 | 8.5263999 |
| 6.9 | 64 | 8.3 | 1.96 | 7.84 |
| 7.9 | 66.4 | 8.78 | 0.7744000 | 10.7584 |
| 9.5 | 70.7 | 9.64 | 0.0196000 | 17.1396 |
| 10.5 | 57.1 | 6.92 | 12.8164 | 2.0164 |
| 7.3 | 58.1 | 7.12 | 0.0323999 | 2.6244 |
| | | | | |
| | | | Sum d2 | Sum D2 |
| | | | 43.2752 | 105.0192 |
| | | | | |
| 134 TBIs w | ith borderlir | ne deficits | | D2 |
| 8.5 | 53.5 | 6.2 | 5.29 | 0.49 |
| 6.5 | 78 | 11.1 | 21.16 | 31.36 |
| 4.9 | 40.9 | 3.68 | 1.4884 | 3.3124 |
| 9.5 | 69.4 | 9.38 | 0.0143999 | 15.0544 |
| 6.9 | 72.4 | 9.98 | 9.4864 | 20.0704 |
| 5.9 | 64.9 | 8.48 | 6.6564 | 8.8804 |
| 7.9 | 66 | 8.7 | 0.6399999 | 10.24 |
| 6.9 | 71.3 | 9.76 | 8.1796 | 18.1476 |
| 7.9 | 72.3 | 9.96 | 4.2435999 | 19.8916 |
| 9.5 | 79.3 | 11.36 | 3.4596 | 34.3396 |
| 10.5 | 62.3 | 7.96 | 6.4516 | 6.0516 |
| 7.3 | 61.2 | 7.74 | 0.1936 | 5.0176 |
| | | | | |
| | | | Sum d2 | Sum D2 |

| | | | | |
|---|---|---|---|---|
| | | | 67.2636 | 172.8556 |
| | | | | |
| 62 TBIs w | ith moderat | te to sever | e | D2 |
| 8.5 | 58.5 | 7.2 | 1.69 | 2.89 |
| 6.5 | 81.6 | 11.82 | 28.3024 | 39.9424 |
| 4.9 | 43.6 | 4.22 | 0.4624 | 1.6384 |
| 9.5 | 70.8 | 9.66 | 0.0256 | 17.3056 |
| 6.9 | 71.2 | 9.74 | 8.0656 | 17.9776 |
| 5.9 | 63.8 | 8.26 | 5.5696 | 7.6176 |
| 7.9 | 63.2 | 8.14 | 0.0576000( | 6.9696 |
| 6.9 | 70.7 | 9.64 | 7.5076 | 17.1396 |
| 7.9 | 71.7 | 9.84 | 3.7636 | 18.8356 |
| 9.5 | 82.2 | 11.94 | 5.9536000( | 41.4736 |
| 10.5 | 61.8 | 7.86 | 6.9696 | 5.5696 |
| 7.3 | 59.5 | 7.4 | 0.0100000( | 3.61 |
| | | | | |
| | | | Sum d2 | Sum D2 |
| | | | 68.3776 | 180.9696 |
| | | | | |
| 58 faking | somatoform | m | | D2 |
| 8.5 | 53.4 | 6.18 | 5.3824 | 0.4624 |
| 6.5 | 91.5 | 13.8 | 53.29 | 68.89 |
| 4.9 | 45.2 | 4.54 | 0.1296 | 0.9215999 |
| 9.5 | 84.7 | 12.44 | 8.6436000( | 48.1636 |
| 6.9 | 66.6 | 8.82 | 3.6863999 | 11.0224 |
| 5.9 | 76.8 | 10.86 | 24.6016 | 28.7296 |
| 7.9 | 62 | 7.9 | 0 | 5.76 |
| 6.9 | 73.1 | 10.12 | 10.3684 | 21.3444 |
| 7.9 | 63.9 | 8.28 | 0.1443999 | 7.7284 |
| 9.5 | 79.3 | 11.36 | 3.4596 | 34.3396 |
| 10.5 | 70.6 | 9.62 | 0.7744000( | 16.9744 |
| 7.3 | 52.5 | 6 | 1.69 | 0.25 |
| | | | | |
| | | | Sum d2 | Sum D2 |
| | | | 112.1704 | 244.5864 |
| | | | | |
| 57 faking | paranoid | psychotic | | D2 |
| 8.5 | 51.2 | 5.74 | 7.6176 | 0.0576000 |
| 6.5 | 118.8 | 19.26 | 162.8176 | 189.3376 |
| 4.9 | 35.2 | 2.54 | 5.5696 | 8.7616 |
| 9.5 | 82.6 | 12.02 | 6.3504 | 42.5104 |
| 6.9 | 81.6 | 11.82 | 24.2064 | 39.9424 |
| 5.9 | 74.4 | 10.38 | 20.0704 | 23.8144 |
| 7.9 | 76.2 | 10.74 | 8.0656 | 27.4576 |
| 6.9 | 111.5 | 17.8 | 118.81 | 151.29 |

| | | | | | | | | |
|---|---|---|---|---|---|---|---|---|
| 7.9 | 88.6 | 13.22 | 28.3024 | 59.5984 | | | | |
| 9.5 | 112 | 17.9 | 70.56 | 153.76 | | | | |
| 10.5 | 75.8 | 10.66 | 0.0256 | 26.6256 | | | | |
| 7.3 | 74.5 | 10.4 | 9.61 | 24.01 | | | | |
| | | | | | | | | |
| | | | Sum d2 | Sum D2 | | | | |
| | | | 462.0056 | 747.1656 | | | | |
| | | | | | | | | |
| 64 faking | bad | | | D2 | | | | |
| 8.5 | 49.4 | 5.38 | 9.7344 | 0.0144 | | | | |
| 6.5 | 116.5 | 18.8 | 151.29 | 176.89 | | | | |
| 4.9 | 35.9 | 2.68 | 4.9284 | 7.9524 | | | | |
| 9.5 | 83.7 | 12.24 | 7.5076 | 45.4276 | | | | |
| 6.9 | 83.8 | 12.26 | 28.7296 | 45.6976 | | | | |
| 5.9 | 79 | 11.3 | 29.16 | 33.64 | | | | |
| 7.9 | 79.4 | 11.38 | 12.1104 | 34.5744 | | | | |
| 6.9 | 108.4 | 17.18 | 105.6784 | 136.4224 | | | | |
| 7.9 | 87.7 | 13.04 | 26.4196 | 56.8516 | | | | |
| 9.5 | 108.9 | 17.28 | 60.5284 | 138.7684 | | | | |
| 10.5 | 74.8 | 10.46 | 0.0016000 | 24.6016 | | | | |
| 7.3 | 71.6 | 9.82 | 6.3503999 | 18.6624 | | | | |
| | | | | | | | | |
| | | | Sum d2 | Sum D2 | | | | |
| | | | 442.4388 | 719.5028 | | | | |
| | | | | | | | | |
| 36 psychiat | tric patients | s | | D2 | | | | |
| 8.5 | 51.47 | 5.794 | 7.322436 | 0.0864359 | | | | |
| 6.5 | 61.23 | 7.746 | 1.552516 | 5.044516 | | | | |
| 4.9 | 46.39 | 4.778 | 0.014884 | 0.5212839 | | | | |
| 9.5 | 54.06 | 6.312 | 10.163344 | 0.659344 | | | | |
| 6.9 | 58.67 | 7.234 | 0.111556 | 3.006756 | | | | |
| 5.9 | 54.42 | 6.384 | 0.234256 | 0.7814560 | | | | |
| 7.9 | 58.89 | 7.278 | 0.386884 | 3.161284 | | | | |
| 6.9 | 56.94 | 6.888 | 0.0001440 | 1.926544 | | | | |
| 7.9 | 60.31 | 7.562 | 0.114244 | 4.251844 | | | | |
| 9.5 | 60.44 | 7.588 | 3.655744 | 4.359744 | | | | |
| 10.5 | 54.42 | 6.384 | 16.941456 | 0.7814560 | | | | |
| 7.3 | 55.89 | 6.678 | 0.386884 | 1.387684 | | | | |
| | | | | | | | | |
| | | | Sum d2 | Sum D2 | | | | |
| | | | 40.884348 | 25.968348 | | | | |
| | | | | | | | | |
| 33 psychiat | tric patients | s | | D2 | | | | |
| 8.5 | 51.55 | 5.81 | 7.2361 | 0.0960999 | | | | |
| 6.5 | 62.64 | 8.028 | 2.334784 | 6.390784 | | | | |

| | | | | | | | | |
|---|---|---|---|---|---|---|---|---|
| 4.9 | 49.27 | 5.354 | 0.20611600 | 0.02131599 | | | | |
| 9.5 | 61.09 | 7.718 | 3.175524 | 4.919524 | | | | |
| 6.9 | 65 | 8.5 | 2.56 | 9 | | | | |
| 5.9 | 63.33 | 8.166 | 5.134756 | 7.107556 | | | | |
| 7.9 | 64.49 | 8.398 | 0.24800399 | 8.398404 | | | | |
| 6.9 | 63.12 | 8.124 | 1.498176 | 6.88537599 | | | | |
| 7.9 | 66.91 | 8.882 | 0.96432399 | 11.437924 | | | | |
| 9.5 | 66.18 | 8.736 | 0.58369599 | 10.471696 | | | | |
| 10.5 | 52.61 | 6.022 | 20.052484 | 0.272484 | | | | |
| 7.3 | 55.94 | 6.688 | 0.374544 | 1.411344 | | | | |
| | | | | | | | | |
| | | | Sum d2 | Sum D2 | | | | |
| | | | 44.368508 | 66.412508 | | | | |
| | | | | | | | | |
| 31 psychiat | tric patients | s | | D2 | | | | |
| 8.5 | 50.52 | 5.604 | 8.38681599 | 0.01081600 | | | | |
| 6.5 | 60.52 | 7.604 | 1.218816 | 4.426816 | | | | |
| 4.9 | 48.52 | 5.204 | 0.09241600 | 0.08761599 | | | | |
| 9.5 | 62.26 | 7.952 | 2.396304 | 6.012304 | | | | |
| 6.9 | 66.39 | 8.778 | 3.526884 | 10.745284 | | | | |
| 5.9 | 61.68 | 7.836 | 3.748096 | 5.456896 | | | | |
| 7.9 | 66.52 | 8.804 | 0.81721599 | 10.916416 | | | | |
| 6.9 | 60.84 | 7.668 | 0.58982400 | 4.700224 | | | | |
| 7.9 | 66.03 | 8.706 | 0.64963599 | 10.278436 | | | | |
| 9.5 | 64.16 | 8.332 | 1.364224 | 8.02022399 | | | | |
| 10.5 | 52.19 | 5.938 | 20.811844 | 0.191844 | | | | |
| 7.3 | 58.68 | 7.236 | 0.00409600 | 3.013696 | | | | |
| | | | | | | | | |
| | | | Sum d2 | Sum D2 | | | | |
| | | | 43.606172 | 63.860572 | | | | |
| | | | | | | | | |
| 290 head | injuries | 161.1 | | D2 | | | | |
| 8.5 | 55.1 | 6.52 | 3.9204 | 1.0404 | | | | |
| 6.5 | 69.5 | 9.4 | 8.41 | 15.21 | | | | |
| 4.9 | 43.6 | 4.22 | 0.4624 | 1.6384 | | | | |
| 9.5 | 69 | 9.3 | 0.03999999 | 14.44 | | | | |
| 6.9 | 69.9 | 9.48 | 6.6564 | 15.8404 | | | | |
| 5.9 | 65 | 8.5 | 6.76 | 9 | | | | |
| 7.9 | 64 | 8.3 | 0.16 | 7.84 | | | | |
| 6.9 | 65.1 | 8.52 | 2.6244 | 9.1204 | | | | |
| 7.9 | 68.2 | 9.14 | 1.5376 | 13.2496 | | | | |
| 9.5 | 73.6 | 10.22 | 0.51839999 | 22.2784 | | | | |
| 10.5 | 58.9 | 7.28 | 10.3684 | 3.1684 | | | | |
| 7.3 | 58.5 | 7.2 | 0.00999999 | 2.89 | | | | |
| | | | | | | | | |
| | | | Sum d2 | Sum D2 | | | | |

| | | | | |
|---|---|---|---|---|
| | | | 41.468 | 115.716 |
| | | | | |
| 124 stroke | e patients | | | D2 |
| 8.5 | 55.4 | 6.58 | 3.6864 | 1.1664 |
| 6.5 | 63.2 | 8.14 | 2.6896 | 6.9696 |
| 4.9 | 45.5 | 4.6 | 0.09000000 | 0.81000000 |
| 9.5 | 66.8 | 8.86 | 0.40960000 | 11.2896 |
| 6.9 | 64.3 | 8.36 | 2.1316 | 8.1796 |
| 5.9 | 60.1 | 7.52 | 2.6244 | 4.0804 |
| 7.9 | 54.4 | 6.38 | 2.3104 | 0.7744 |
| 6.9 | 55.9 | 6.68 | 0.04840000 | 1.3924 |
| 7.9 | 59.3 | 7.36 | 0.29160000 | 3.4596 |
| 9.5 | 64.8 | 8.46 | 1.0816 | 8.76159999 |
| 10.5 | 54.7 | 6.44 | 16.4836 | 0.88360000 |
| 7.3 | 54.8 | 6.46 | 0.70560000 | 0.92159999 |
| | | | | |
| | | | Sum d2 | Sum D2 |
| | | | 32.5528 | 48.6888 |
| | | | | |
| 166 subje | cts with | Alzeimer's | | D2 |
| 8.5 | 57.3 | 6.96 | 2.3716 | 2.1316 |
| 6.5 | 59.5 | 7.4 | 0.81000000 | 3.61 |
| 4.9 | 57 | 6.9 | 4 | 1.96 |
| 9.5 | 56.1 | 6.72 | 7.7284 | 1.4884 |
| 6.9 | 65.2 | 8.54 | 2.6896 | 9.24160000 |
| 5.9 | 56.9 | 6.88 | 0.96039999 | 1.9044 |
| 7.9 | 59.5 | 7.4 | 0.25 | 3.61 |
| 6.9 | 56.9 | 6.88 | 0.00040000 | 1.9044 |
| 7.9 | 60 | 7.5 | 0.16 | 4 |
| 9.5 | 62.4 | 7.98 | 2.3104 | 6.1504 |
| 10.5 | 56.4 | 6.78 | 13.8384 | 1.6384 |
| 7.3 | 55.1 | 6.52 | 0.60839999 | 1.0404 |
| | | | | |
| | | | Sum d2 | Sum D2 |
| | | | 35.7276 | 38.6796 |
| | | | | |
| 73 PTSD | with Fp >7 | | 12.1 | D2 |
| 8.5 | 49.7 | 5.44 | 9.3636 | 0.00359999 |
| 6.5 | 113.9 | 18.28 | 138.7684 | 163.3284 |
| 4.9 | 33.9 | 2.28 | 6.8644 | 10.3684 |
| 9.5 | 82.8 | 12.06 | 6.55359999 | 43.0336 |
| 6.9 | 86 | 12.7 | 33.64 | 51.84 |
| 5.9 | 77.4 | 10.98 | 25.8064 | 30.0304 |
| 7.9 | 79.2 | 11.34 | 11.8336 | 34.1056 |
| 6.9 | 97.6 | 15.02 | 65.9344 | 90.6304 |
| 7.9 | 89.8 | 13.46 | 30.9136 | 63.3616 |

| | | | | | | | | |
|---|---|---|---|---|---|---|---|---|
| 9.5 | 105.8 | 16.66 | 51.2656 | 124.5456 | | | | |
| 10.5 | 68.6 | 9.22 | 1.6384 | 13.8384 | | | | |
| 7.3 | 79.6 | 11.42 | 16.9744 | 35.0464 | | | | |
| | | | | | | | | |
| | | | Sum d2 | Sum D2 | | | | |
| | | | 399.5564 | 660.1324 | | | | |
| | | | | | | | | |
| 54 PTSD | with Fp<2 | | 12.2 | D2 | | | | |
| 8.5 | 49.3 | 5.36 | 9.8596 | 0.0196000 | | | | |
| 6.5 | 68.5 | 9.2 | 7.29 | 13.69 | | | | |
| 4.9 | 43.9 | 4.28 | 0.3844000 | 1.4884 | | | | |
| 9.5 | 74.1 | 10.32 | 0.6723999 | 23.2324 | | | | |
| 6.9 | 79.7 | 11.44 | 20.6116 | 35.2836 | | | | |
| 5.9 | 75 | 10.5 | 21.16 | 25 | | | | |
| 7.9 | 69.7 | 9.44 | 2.3716 | 15.5236 | | | | |
| 6.9 | 66.2 | 8.74 | 3.3856 | 10.4976 | | | | |
| 7.9 | 74.5 | 10.4 | 6.25 | 24.01 | | | | |
| 9.5 | 72.1 | 9.92 | 0.1763999 | 19.5364 | | | | |
| 10.5 | 51.2 | 5.74 | 22.6576 | 0.0576000 | | | | |
| 7.3 | 65.3 | 8.56 | 1.5876 | 9.3635999 | | | | |
| | | | | | | | | |
| | | | Sum d2 | Sum D2 | | | | |
| | | | 96.4068 | 177.7028 | | | | |
| | | | | | | | | |
| 28 mixed | EXG on pa | ge 306 | tpatients | 47.1 | | | | |
| 8.5 | | | | | | | | |
| 6.5 | | | | | | | | |
| 4.9 | | | | | | | | |
| 9.5 | | | | | | | | |
| 6.9 | | | | | | | | |
| 5.9 | | | | | | | | |
| 7.9 | | | | | | | | |
| 6.9 | | | | | | | | |
| 7.9 | | | | | | | | |
| 9.5 | | | | | | | | |
| 10.5 | | | | | | | | |
| 7.3 | | | | | | | | |
| | | | | | | | | |
| | | | Sum d2 | Sum D2 | | | | |
| | | | 0 | 0 | | | | |
| | | | | | | | | |
| 30 mixed | GLB on pa | ge 305 | tpatients | 47.2 | | | | |
| 8.5 | 49.9 | 5.48 | 9.1204 | 0.0004000 | | | | |
| 6.5 | 65.2 | 8.54 | 4.1616 | 9.2416000 | | | | |
| 4.9 | 43.9 | 4.28 | 0.3844000 | 1.4884 | | | | |
| 9.5 | 60.8 | 7.66 | 3.3856 | 4.6656 | | | | |

| | | | | |
|---|---|---|---|---|
| 6.9 | 69 | 9.3 | 5.76 | 14.44 |
| 5.9 | 61 | 7.7 | 3.24 | 4.84 |
| 7.9 | 67.5 | 9 | 1.21 | 12.25 |
| 6.9 | 66.3 | 8.76 | 3.4596 | 10.6276 |
| 7.9 | 69.2 | 9.34 | 2.0736 | 14.7456 |
| 9.5 | 67.1 | 8.92 | 0.3364000 | 11.6964 |
| 10.5 | 50.2 | 5.54 | 24.6016 | 0.0016000 |
| 7.3 | 63.3 | 8.16 | 0.7396000 | 7.0756 |
| | | | | |
| | | | Sum d2 | Sum D2 |
| | | | 58.4728 | 91.0728 |
| | | | | |
| 29 mixed | SPF PTSD | page 305 | tpatients | 47.3 |
| 8.5 | 49.4 | 5.38 | 9.7344 | 0.0144 |
| 6.5 | 62.8 | 8.06 | 2.4336 | 6.5535999 |
| 4.9 | 46.5 | 4.8 | 0.0100000 | 0.49 |
| 9.5 | 59.9 | 7.48 | 4.0804 | 3.9204 |
| 6.9 | 69.8 | 9.46 | 6.5535999 | 15.6816 |
| 5.9 | 62.7 | 8.04 | 4.5796 | 6.4516 |
| 7.9 | 65.1 | 8.52 | 0.3843999 | 9.1204 |
| 6.9 | 62.7 | 8.04 | 1.2996 | 6.4516 |
| 7.9 | 67.9 | 9.08 | 1.3924 | 12.8164 |
| 9.5 | 64 | 8.3 | 1.44 | 7.84 |
| 10.5 | 48.1 | 5.12 | 28.9444 | 0.1444 |
| 7.3 | 60.3 | 7.56 | 0.0675999 | 4.2436 |
| | | | | |
| | | | Sum d2 | Sum D2 |
| | | | 60.92 | 73.728 |

| | | | | | | | | |
|---|---|---|---|---|---|---|---|---|
| | | | | | | | | |
| | | | | | | | | |
| | | | | | | | | |
| | | | | | | | | |
| | | | | | | | | |
| | | | | | | | | |
| | | | | | | | | |
| | | | | | | | | |
| | | | | | | | | |
| | | | | | | | | |
| | | | | | | | | |
| | | | | | | | | |
| | | | | | | | | |
| | | | | | | | | |
| | | | | | | | | |
| | | | | | | | | |
| | | | | | | | | |
| | | | | | | | | |
| | | | | | | | | |
| | | | | | | | | |
| | | | | | | | | |
| | | | | | | | | |
| | | | | | | | | |
| | | | | | | | | |

| | | | | | | | | |
|---|---|---|---|---|---|---|---|---|
| | 10 scales | | | | Individual to group (rp) minus F. | | | |
| | | | | | Need .521 | | | |
| rating patie | nts | | #40 | | Baer, 1995 | | 50 normals | under usu |
| 97.6 | 15.02 | 72.5904 | 90.6304 | | L | 65 | 8.5 | 49.12 |
| 73.4 | 10.18 | 0.4624000 | 21.9024 | | K | 47 | 4.9 | 48.24 |
| 87.3 | 12.96 | 36.7236 | 55.6516 | | 1 | 70 | 9.5 | 52 |
| 72.1 | 9.92 | 16.1604 | 19.5364 | | 2 | 57 | 6.9 | 49.26 |
| 81.2 | 11.74 | 14.7456 | 38.9376 | | 3 | 52 | 5.9 | 50.5 |
| 81.4 | 11.78 | 23.8144 | 39.4384 | | 4 | 62 | 7.9 | 54.34 |
| 82.7 | 12.04 | 17.1396 | 42.7716 | | 5 | 48 | 5.1 | 52.04 |
| 85.1 | 12.52 | 9.1204 | 49.2804 | | 6 | 57 | 6.9 | 51.16 |
| 59.6 | 7.42 | 9.4864 | 3.6864 | | 7 | 62 | 7.9 | 53.86 |
| 70.2 | 9.54 | 5.0176000 | 16.3216 | | 8 | 70 | 9.5 | 53.74 |
| | | | | | 9 | 75 | 10.5 | 59.06 |
| | | | | | 0 | 59 | 7.3 | 46.74 |
| | | | | | | | | |
| | | Sum d2 | Sum D2 | | | | | |
| | | 205.2608 | 378.1568 | | | 45.36 | | |
| | | | | | rp = | -0.0704748 | | |
| orting | patients | | #41 | | | | | |
| 100.5 | 15.6 | 82.81 | 102.01 | | Baer, 1995 | | 50 normals | faking goo |
| 79.7 | 11.44 | 3.7636000 | 35.2836 | | L | 65 | 8.5 | 72.68 |
| 87.8 | 13.06 | 37.9456 | 57.1536 | | K | 47 | 4.9 | 64.4 |
| 77.2 | 10.94 | 25.4016 | 29.5936 | | 1 | 70 | 9.5 | 47.02 |
| 73.8 | 10.26 | 5.5696 | 22.6576 | | 2 | 57 | 6.9 | 42.38 |
| 91.9 | 13.88 | 48.7204 | 70.2244 | | 3 | 52 | 5.9 | 49.5 |
| 82 | 11.9 | 16 | 40.96 | | 4 | 62 | 7.9 | 48.06 |
| 80.6 | 11.62 | 4.4944 | 37.4544 | | 5 | 48 | 5.1 | 53.9 |
| 62.8 | 8.06 | 5.9536000 | 6.5535999 | | 6 | 57 | 6.9 | 45.26 |
| 72.3 | 9.96 | 7.0756 | 19.8916 | | 7 | 62 | 7.9 | 47.48 |
| | | | | | 8 | 70 | 9.5 | 48.56 |
| | | | | | 9 | 75 | 10.5 | 52.04 |
| | | | | | 0 | 59 | 7.3 | 36.56 |
| | | Sum d2 | Sum D2 | | | | | |
| | | 237.7344 | 421.7824 | | | | | |
| | | | | | | 45.36 | | |
| faking PTS | SD | #42 | D2 | | rp = | -0.1912438 | | |
| 99.9 | 15.48 | 80.6404 | 99.6004 | | | | | |
| 91.6 | 13.82 | 18.6624 | 69.2224 | | | | | |
| 95.9 | 14.68 | 60.5284 | 84.2724 | | | | | |
| 89.6 | 13.42 | 56.5504 | 62.7264 | | | | | |
| 77.7 | 11.04 | 9.8596 | 30.6916 | | | | | |
| 87 | 12.9 | 36 | 54.76 | | | | | |
| 92.5 | 14 | 37.21 | 72.25 | | | | | |
| 88.6 | 13.22 | 13.8384 | 59.5984 | | | | | |
| 55.9 | 6.68 | 14.5924 | 1.3924 | | | | | |

| | | | |
|---|---|---|---|
| 77.4 | 10.98 | 13.5424 | 30.0304 |
| | | | |
| | | | |
| | | | |
| | | Sum d2 | Sum D2 |
| | | 341.4244 | 564.5444 |
| | | | |
| nts instruc | ted to be | honest | D2 |
| 65.3 | 8.56 | 4.24359999 | 9.36359999 |
| 53.2 | 6.14 | 11.2896 | 0.40960000 |
| 62.6 | 8.02 | 1.2544 | 6.3504 |
| 53.7 | 6.24 | 0.1156 | 0.5476 |
| 63.2 | 8.14 | 0.05760000 | 6.9696 |
| 61.1 | 7.72 | 0.6724 | 4.9284 |
| 65.9 | 8.68 | 0.60840000 | 10.1124 |
| 62.5 | 8 | 2.25 | 6.25 |
| 52.3 | 5.96 | 20.6116 | 0.21159999 |
| 58.7 | 7.24 | 0.00359999 | 3.0276 |
| | | | |
| | | | |
| | | | |
| | | Sum d2 | Sum D2 |
| | | 41.1068 | 48.1708 |
| | | | |
| malingerer | s CHI | #94.01 | D2 |
| 97.4 | 14.98 | 71.9104 | 89.8704 |
| 80.7 | 11.64 | 4.5796 | 37.6996 |
| 76.8 | 10.86 | 15.6816 | 28.7296 |
| 74.7 | 10.44 | 20.6116 | 24.4036 |
| 74.3 | 10.36 | 6.0516 | 23.6196 |
| 80.1 | 11.52 | 21.3444 | 36.2404 |
| 78.4 | 11.18 | 10.7584 | 32.2624 |
| 85.8 | 12.66 | 9.9856 | 51.2656 |
| 68.5 | 9.2 | 1.69 | 13.69 |
| 62.6 | 8.02 | 0.5184 | 6.3504 |
| | | | |
| | | | |
| | | | |
| | | Sum d2 | Sum D2 |
| | | 163.1316 | 344.1316 |
| | | | |
| CHI contro | ls | | D2 |
| 63.3 | 8.16 | 2.7556 | 7.0756 |
| 65 | 8.5 | 1 | 9 |
| 60.2 | 7.54 | 0.40960000 | 4.1616 |

| | | | |
|---|---|---|---|
| 62.5 | 8 | 4.41 | 6.25 |
| 61.3 | 7.76 | 0.0196000 | 5.1076 |
| 56.8 | 6.86 | 0.0016000 | 1.8496 |
| 61.9 | 7.88 | 0.0004000 | 5.6644 |
| 69.8 | 9.46 | 0.0016000 | 15.6816 |
| 58.8 | 7.26 | 10.4976 | 3.0976 |
| 52.4 | 5.98 | 1.7424 | 0.2304 |
| | | | |
| | | | |
| | | | |
| | | Sum d2 | Sum D2 |
| | | 20.8384 | 58.1184 |
| | | | |
| rs faking | SD | #94.03 | D2 |
| 95.4 | 14.58 | 65.2864 | 82.4464 |
| 83.2 | 12.14 | 6.9696 | 44.0896 |
| 77.2 | 10.94 | 16.3216 | 29.5936 |
| 75.6 | 10.62 | 22.2784 | 26.2144 |
| 70.2 | 9.54 | 2.6896 | 16.3216 |
| 79.5 | 11.4 | 20.25 | 34.81 |
| 84.4 | 12.38 | 20.0704 | 47.3344 |
| 88 | 13.1 | 12.96 | 57.76 |
| 68 | 9.1 | 1.96 | 12.96 |
| 70 | 9.5 | 4.84 | 16 |
| | | | |
| | | | |
| | | | |
| | | Sum d2 | Sum D2 |
| | | 173.626 | 367.53 |
| | | | |
| er controls | | | D2 |
| 52.7 | 6.04 | 0.21159999 | 0.2916000 |
| 57.6 | 7.02 | 6.1504 | 2.3104 |
| 54.2 | 6.34 | 0.3136 | 0.7056000 |
| 54.5 | 6.4 | 0.25 | 0.8100000 |
| 54.9 | 6.48 | 2.0164 | 0.9603999 |
| 49.9 | 5.48 | 2.0164 | 0.0004000 |
| 53.1 | 6.12 | 3.1684 | 0.3844 |
| 53 | 6.1 | 11.56 | 0.36 |
| 48.9 | 5.28 | 27.2484 | 0.0484000 |
| 50.9 | 5.68 | 2.6244 | 0.0323999 |
| | | | |
| | | | |
| | | | |
| | | Sum d2 | Sum D2 |

| | | | | | | | | |
|---|---|---|---|---|---|---|---|---|
| | | 55.5596 | 5.9036 | | | | | |

| | | | | | | | | |
|---|---|---|---|---|---|---|---|---|
| | | | | | | | | |
| | | | | | | | | |
| | | | | | | | | |
| | | | | | | | | |
| | | | | | | | | |
| | | | | | | | | |
| | | | | | | | | |
| | | | | | | | | |
| | | | | | | | | |
| | | | | | | | | |
| | | | | | | | | |
| | | | | | | | | |
| | | | | | | | | |
| | | | | | | | | |
| | | | | | | | | |
| | | | | | | | | |
| | | | | | | | | |
| | | | | | | | | |
| | | | | | | | | |
| | | | | | | | | |
| | | | | | | | | |
| | | | | | | | | |
| | | | | | | | | |
| | | | | | | | | |

| | | | | | | | | |
|---|---|---|---|---|---|---|---|---|
| 12 scales | | | | Individual to group (rp) minus L,F & K. | | | | 10 scales |
| | | | | Need .570 | | | | |
| al instructi | ons | D2 | | Pryor, 1996 | | 100 females with anorexia nervosa | | |
| 5.324 | 10.086976 | 0.0309760 | | 1 | 70 | 9.5 | 63.6 | 8.22 |
| 5.148 | 0.0615040 | 0.123904 | | 2 | 57 | 6.9 | 72.9 | 10.08 |
| 5.9 | 12.96 | 0.16 | | 3 | 52 | 5.9 | 64.7 | 8.44 |
| 5.352 | 2.396304 | 0.0219040 | | 4 | 62 | 7.9 | 65.48 | 8.596 |
| 5.6 | 0.0900000 | 0.0099999 | | 5 | 48 | 5.1 | 49.04 | 5.308 |
| 6.368 | 2.347024 | 0.7534240 | | 6 | 57 | 6.9 | 62.37 | 7.974 |
| 5.908 | 0.652864 | 0.166464 | | 7 | 62 | 7.9 | 69.76 | 9.452 |
| 5.732 | 1.364224 | 0.0538239 | | 8 | 70 | 9.5 | 63.05 | 8.11 |
| 6.272 | 2.650384 | 0.595984 | | 9 | 75 | 10.5 | 48.17 | 5.134 |
| 6.248 | 10.575504 | 0.559504 | | 0 | 59 | 7.3 | 60.56 | 7.612 |
| 7.312 | 10.163344 | 3.283344 | | | | | | |
| 4.848 | 6.012304 | 0.4251039 | | | | | | |
| | | | | | 37.368 | | | |
| | | | | rp = | 0.3760997 | | | |
| | Sum d2 | Sum D2 | | | | | | |
| | 59.360432 | 6.184432 | | Donovan, 1998 | | 242 male | alcoholics | |
| | | | | 1 | 70 | 9.5 | 57 | 6.9 |
| d | | D2 | | 2 | 57 | 6.9 | 70 | 9.5 |
| 10.036 | 2.359296 | 20.575296 | | 3 | 52 | 5.9 | 60 | 7.5 |
| 8.38 | 12.1104 | 8.2944 | | 4 | 62 | 7.9 | 69 | 9.3 |
| 4.904 | 21.123216 | 0.3552159 | | 5 | 48 | 5.1 | 61 | 7.7 |
| 3.976 | 8.549776 | 2.322576 | | 6 | 57 | 6.9 | 62 | 7.9 |
| 5.4 | 0.25 | 0.0099999 | | 7 | 62 | 7.9 | 62 | 7.9 |
| 5.112 | 7.772944 | 0.150544 | | 8 | 70 | 9.5 | 61 | 7.7 |
| 6.28 | 1.3924 | 0.6083999 | | 9 | 75 | 10.5 | 65 | 8.5 |
| 4.552 | 5.513104 | 0.8987040 | | 0 | 59 | 7.3 | 53 | 6.1 |
| 4.996 | 8.4332160 | 0.254016 | | | | | | |
| 5.212 | 18.386944 | 0.0829439 | | | | | | |
| 5.908 | 21.086464 | 0.166464 | | | 37.368 | | | |
| 2.812 | 20.142144 | 7.225344 | | rp = | 0.5031986 | | | |
| | | | | | | | | |
| | | | | Donovan, 1998 | | 59 heroin | male addic | ts |
| | Sum d2 | Sum D2 | | 1 | 70 | 9.5 | 62 | 7.9 |
| | 127.119904 | 40.943904 | | 2 | 57 | 6.9 | 82 | 11.9 |
| | | | | 3 | 52 | 5.9 | 65 | 8.5 |
| | | | | 4 | 62 | 7.9 | 83 | 12.1 |
| | | | | 5 | 48 | 5.1 | 67 | 8.9 |
| | | | | 6 | 57 | 6.9 | 67 | 8.9 |
| | | | | 7 | 62 | 7.9 | 73 | 10.1 |
| | | | | 8 | 70 | 9.5 | 71 | 9.7 |
| | | | | 9 | 75 | 10.5 | 68 | 9.1 |
| | | | | 0 | 59 | 7.3 | 56 | 6.7 |

| | | | | | | | | |
|---|---|---|---|---|---|---|---|---|
| | | | | | | | | |
| | | | | | 37.368 | | | |
| | | | | rp = | 0.4658737 | | | |
| | | | | | | | | |
| | | | | Donovan, 1998 | | 116 male | cocaine ad | dicts |
| | | | | 1 | 70 | 9.5 | 62 | 7.9 |
| | | | | 2 | 57 | 6.9 | 72 | 9.9 |
| | | | | 3 | 52 | 5.9 | 62 | 7.9 |
| | | | | 4 | 62 | 7.9 | 79 | 11.3 |
| | | | | 5 | 48 | 5.1 | 64 | 8.3 |
| | | | | 6 | 57 | 6.9 | 67 | 8.9 |
| | | | | 7 | 62 | 7.9 | 71 | 9.7 |
| | | | | 8 | 70 | 9.5 | 73 | 10.1 |
| | | | | 9 | 75 | 10.5 | 75 | 10.5 |
| | | | | 0 | 59 | 7.3 | 60 | 7.5 |
| | | | | | | | | |
| | | | | | | | | |
| | | | | | 37.368 | | | |
| | | | | rp = | 0.6155292 | | | |
| | | | | | | | | |
| | | | | Donovan, 1998 | | 74 male | polydrugers | s |
| | | | | 1 | 70 | 9.5 | 67 | 8.9 |
| | | | | 2 | 57 | 6.9 | 87 | 12.9 |
| | | | | 3 | 52 | 5.9 | 69 | 9.3 |
| | | | | 4 | 62 | 7.9 | 83 | 12.1 |
| | | | | 5 | 48 | 5.1 | 67 | 8.9 |
| | | | | 6 | 57 | 6.9 | 73 | 10.1 |
| | | | | 7 | 62 | 7.9 | 81 | 11.7 |
| | | | | 8 | 70 | 9.5 | 88 | 13.1 |
| | | | | 9 | 75 | 10.5 | 70 | 9.5 |
| | | | | 0 | 59 | 7.3 | 61 | 7.7 |
| | | | | | | | | |
| | | | | | | | | |
| | | | | | 37.368 | | | |
| | | | | rp = | 0.4477603 | | | |
| | | | | | | | | |
| | | | | Donovan, 1998 | | 67 female | alcoholics | |
| | | | | 1 | 70 | 9.5 | 58 | 7.1 |
| | | | | 2 | 57 | 6.9 | 67 | 8.9 |
| | | | | 3 | 52 | 5.9 | 57 | 6.9 |
| | | | | 4 | 62 | 7.9 | 67 | 8.9 |
| | | | | 5 | 48 | 5.1 | 53 | 6.1 |
| | | | | 6 | 57 | 6.9 | 62 | 7.9 |
| | | | | 7 | 62 | 7.9 | 61 | 7.7 |
| | | | | 8 | 70 | 9.5 | 61 | 7.7 |

| | | | | | | | | |
|---|---|---|---|---|---|---|---|---|
| | | | | 9 | 75 | 10.5 | 65 | 8.5 |
| | | | | 0 | 59 | 7.3 | 53 | 6.1 |
| | | | | | | | | |
| | | | | | | | | |
| | | | | | 37.368 | | | |
| | | | | rp = | 0.6008806 | | | |
| | | | | | | | | |
| | | | | Donovan, 1998 | | 21 female | heroin add | icts |
| | | | | 1 | 70 | 9.5 | 62 | 7.9 |
| | | | | 2 | 57 | 6.9 | 71 | 9.7 |
| | | | | 3 | 52 | 5.9 | 68 | 9.1 |
| | | | | 4 | 62 | 7.9 | 86 | 12.7 |
| | | | | 5 | 48 | 5.1 | 43 | 4.1 |
| | | | | 6 | 57 | 6.9 | 70 | 9.5 |
| | | | | 7 | 62 | 7.9 | 69 | 9.3 |
| | | | | 8 | 70 | 9.5 | 71 | 9.7 |
| | | | | 9 | 75 | 10.5 | 70 | 9.5 |
| | | | | 0 | 59 | 7.3 | 56 | 6.7 |
| | | | | | | | | |
| | | | | | | | | |
| | | | | | 37.368 | | | |
| | | | | rp = | 0.5577934 | | | |
| | | | | | | | | |
| | | | | Donovan, 1998 | | 45 female | cocaine ad | dicts |
| | | | | 1 | 70 | 9.5 | 62 | 7.9 |
| | | | | 2 | 57 | 6.9 | 71 | 9.7 |
| | | | | 3 | 52 | 5.9 | 64 | 8.3 |
| | | | | 4 | 62 | 7.9 | 76 | 10.7 |
| | | | | 5 | 48 | 5.1 | 51 | 5.7 |
| | | | | 6 | 57 | 6.9 | 70 | 9.5 |
| | | | | 7 | 62 | 7.9 | 68 | 9.1 |
| | | | | 8 | 70 | 9.5 | 74 | 10.3 |
| | | | | 9 | 75 | 10.5 | 75 | 10.5 |
| | | | | 0 | 59 | 7.3 | 54 | 6.3 |
| | | | | | | | | |
| | | | | | | | | |
| | | | | | 37.368 | | | |
| | | | | rp = | 0.6704059 | | | |
| | | | | | | | | |
| | | | | Donovan, 1998 | | 22 female | polydrugers | s |
| | | | | 1 | 70 | 9.5 | 66 | 8.7 |
| | | | | 2 | 57 | 6.9 | 78 | 11.1 |
| | | | | 3 | 52 | 5.9 | 66 | 8.7 |
| | | | | 4 | 62 | 7.9 | 79 | 11.3 |
| | | | | 5 | 48 | 5.1 | 55 | 6.5 |

| | | | | | | | | |
|---|---|---|---|---|---|---|---|---|
| | | | | 6 | 57 | 6.9 | 76 | 10.7 |
| | | | | 7 | 62 | 7.9 | 76 | 10.7 |
| | | | | 8 | 70 | 9.5 | 84 | 12.3 |
| | | | | 9 | 75 | 10.5 | 73 | 10.1 |
| | | | | 0 | 59 | 7.3 | 65 | 8.5 |
| | | | | | | | | |
| | | | | | | | | |
| | | | | | 37.368 | | | |
| | | | | rp = | 0.5617891 | | | |
| | | | | | | | | |
| | | | | Colotla, 2001 | | 94 +30.7 m | wiith injury | from crime |
| | | | | 1 | 70 | 9.5 | 73.5 | 10.2 |
| | | | | 2 | 57 | 6.9 | 72.5 | 10 |
| | | | | 3 | 52 | 5.9 | 74.3 | 10.36 |
| | | | | 4 | 62 | 7.9 | 59.7 | 7.44 |
| | | | | 5 | 48 | 5.1 | 49.2 | 5.34 |
| | | | | 6 | 57 | 6.9 | 62.7 | 8.04 |
| | | | | 7 | 62 | 7.9 | 67.8 | 9.06 |
| | | | | 8 | 70 | 9.5 | 67.9 | 9.08 |
| | | | | 9 | 75 | 10.5 | 53.7 | 6.24 |
| | | | | 0 | 59 | 7.3 | 56.5 | 6.8 |
| | | | | | | | | |
| | | | | | | | mixed | |
| | | | | | 37.368 | | | |
| | | | | rp = | 0.4659086 | | | |
| | | | | | | | | |
| | | | | Colotla, 2001 | | 94 + above | | |
| | | | | 1 | 70 | 9.5 | 76.3 | 10.76 |
| | | | | 2 | 57 | 6.9 | 77.4 | 10.98 |
| | | | | 3 | 52 | 5.9 | 76.3 | 10.76 |
| | | | | 4 | 62 | 7.9 | 62.5 | 8 |
| | | | | 5 | 48 | 5.1 | 49.9 | 5.48 |
| | | | | 6 | 57 | 6.9 | 66.2 | 8.74 |
| | | | | 7 | 62 | 7.9 | 73.5 | 10.2 |
| | | | | 8 | 70 | 9.5 | 72.5 | 10 |
| | | | | 9 | 75 | 10.5 | 54.2 | 6.34 |
| | | | | 0 | 59 | 7.3 | 61.2 | 7.74 |
| | | | | | | | | |
| | | | | | | | | |
| | | | | | 37.368 | | mixed | |
| | | | | rp = | 0.4653219 | | | |
| | | | | | | | | |
| | | | | Derry, 2002 | | 12 seizure f | free pre-op | mixed |
| | | | | 1 | 70 | 9.5 | 57.67 | 7.034 |
| | | | | 2 | 57 | 6.9 | 59.92 | 7.484 |
| | | | | 3 | 52 | 5.9 | 53.5 | 6.2 |

| | | | | | | | | |
|---|---|---|---|---|---|---|---|---|
| | | | | 4 | 62 | 7.9 | 55.5 | 6.6 |
| | | | | 5 | 48 | 5.1 | 51.92 | 5.884 |
| | | | | 6 | 57 | 6.9 | 61.75 | 7.85 |
| | | | | 7 | 62 | 7.9 | 59.08 | 7.316 |
| | | | | 8 | 70 | 9.5 | 63.25 | 8.15 |
| | | | | 9 | 75 | 10.5 | 62.83 | 8.066 |
| | | | | 0 | 59 | 7.3 | 53.08 | 6.116 |
| | | | | | | | | |
| | | | | | | | | |
| | | | | | 37.368 | | | |
| | | | | rp = | 0.5610377 | | | |
| | | | | | | | | |
| | | | | Derry, 2002 | | 12 | w seizures | mixed |
| | | | | 1 | 70 | 9.5 | 57.83 | 7.066 |
| | | | | 2 | 57 | 6.9 | 63.33 | 8.166 |
| | | | | 3 | 52 | 5.9 | 53.25 | 6.15 |
| | | | | 4 | 62 | 7.9 | 50.08 | 5.516 |
| | | | | 5 | 48 | 5.1 | 54.83 | 6.466 |
| | | | | 6 | 57 | 6.9 | 54.17 | 6.334 |
| | | | | 7 | 62 | 7.9 | 60 | 7.5 |
| | | | | 8 | 70 | 9.5 | 63.08 | 8.116 |
| | | | | 9 | 75 | 10.5 | 54.92 | 6.484 |
| | | | | 0 | 59 | 7.3 | 56.5 | 6.8 |
| | | | | | | | | |
| | | | | | | | | |
| | | | | | 37.368 | | | |
| | | | | rp = | 0.2963664 | | | |
| | | | | | | | | |
| | | | | Derry, 2002 | | 12 seizure f | free | mixed |
| | | | | 1 | 70 | 9.5 | 39.42 | 3.384 |
| | | | | 2 | 57 | 6.9 | 45.5 | 4.6 |
| | | | | 3 | 52 | 5.9 | 42.43 | 3.986 |
| | | | | 4 | 62 | 7.9 | 45.67 | 4.634 |
| | | | | 5 | 48 | 5.1 | 45.17 | 4.534 |
| | | | | 6 | 57 | 6.9 | 43.83 | 4.266 |
| | | | | 7 | 62 | 7.9 | 45.5 | 4.6 |
| | | | | 8 | 70 | 9.5 | 49.67 | 5.434 |
| | | | | 9 | 75 | 10.5 | 44.25 | 4.35 |
| | | | | 0 | 59 | 7.3 | 45.25 | 4.55 |
| | | | | | | | | |
| | | | | | | | | |
| | | | | | 37.368 | | | |
| | | | | rp = | -0.4562168 | | | |
| | | | | | | | | |
| | | | | Derry, 2002 | | 12 | w seizures | mixed |

| | | | | | | | | |
|---|---|---|---|---|---|---|---|---|
| | | | | 1 | 70 | 9.5 | 47.42 | 4.984 |
| | | | | 2 | 57 | 6.9 | 55.83 | 6.666 |
| | | | | 3 | 52 | 5.9 | 50.75 | 5.65 |
| | | | | 4 | 62 | 7.9 | 43.42 | 4.184 |
| | | | | 5 | 48 | 5.1 | 58.17 | 7.134 |
| | | | | 6 | 57 | 6.9 | 50 | 5.5 |
| | | | | 7 | 62 | 7.9 | 45.33 | 4.566 |
| | | | | 8 | 70 | 9.5 | 48.92 | 5.284 |
| | | | | 9 | 75 | 10.5 | 48 | 5.1 |
| | | | | 0 | 59 | 7.3 | 51.58 | 5.816 |
| | | | | | | | | |
| | | | | | | | | |
| | | | | | 37.368 | | | |
| | | | | rp = | -0.3859987 | | | |
| | | | | | | | | |
| | | | | Griffith, 1997 | | 58 sexually | y abused | females |
| | | | | 1 | 70 | 9.5 | 59.48 | 7.396 |
| | | | | 2 | 57 | 6.9 | 58.73 | 7.246 |
| | | | | 3 | 52 | 5.9 | 58.59 | 7.218 |
| | | | | 4 | 62 | 7.9 | 64.48 | 8.396 |
| | | | | 5 | 48 | 5.1 | 52.34 | 5.968 |
| | | | | 6 | 57 | 6.9 | 63.16 | 8.132 |
| | | | | 7 | 62 | 7.9 | 60.98 | 7.696 |
| | | | | 8 | 70 | 9.5 | 66.44 | 8.788 |
| | | | | 9 | 75 | 10.5 | 55.07 | 6.514 |
| | | | | 0 | 59 | 7.3 | 52.91 | 6.082 |
| | | | | | | | | |
| | | | | | | | | |
| | | | | | 37.368 | | | |
| | | | | rp = | 0.4968592 | | | |
| | | | | | | | | |
| | | | | Griffith, 1997 | | 57 females | not sexual | lly abused |
| | | | | 1 | 70 | 9.5 | 52.35 | 5.97 |
| | | | | 2 | 57 | 6.9 | 51.98 | 5.896 |
| | | | | 3 | 52 | 5.9 | 54.07 | 6.314 |
| | | | | 4 | 62 | 7.9 | 50.04 | 5.508 |
| | | | | 5 | 48 | 5.1 | 50.87 | 5.674 |
| | | | | 6 | 57 | 6.9 | 51.55 | 5.81 |
| | | | | 7 | 62 | 7.9 | 51.8 | 5.86 |
| | | | | 8 | 70 | 9.5 | 50.16 | 5.532 |
| | | | | 9 | 75 | 10.5 | 47.75 | 5.05 |
| | | | | 0 | 59 | 7.3 | 49.07 | 5.314 |
| | | | | | | | | |
| | | | | | | | | |
| | | | | | 37.368 | | | |

| | | | |
|---|---|---|---|
| rp = | -0.3134979 | | |
| | | | |
| Ruchinska | s, 2002 | 42 mixed | with hyper | hidrosis |
| 1 | 70 | 9.5 | 49.8 | 5.46 |
| 2 | 57 | 6.9 | 49.3 | 5.36 |
| 3 | 52 | 5.9 | 54.7 | 6.44 |
| 4 | 62 | 7.9 | 50.1 | 5.52 |
| 5 | 48 | 5.1 | 55.8 | 6.66 |
| 6 | 57 | 6.9 | 50.6 | 5.62 |
| 7 | 62 | 7.9 | 53.4 | 6.18 |
| 8 | 70 | 9.5 | 50.1 | 5.52 |
| 9 | 75 | 10.5 | 52.6 | 6.02 |
| 0 | 59 | 7.3 | 49.6 | 5.42 |
| | | | | |
| | | | | |
| | 37.368 | | | |
| rp = | -0.2758086 | | | |
| | | | | |
| Marmar | 1994 | 251 male | Nam vets | with PTSD |
| 1 | 70 | 9.5 | 59.6 | 7.42 |
| 2 | 57 | 6.9 | 63.8 | 8.26 |
| 3 | 52 | 5.9 | 59.6 | 7.42 |
| 4 | 62 | 7.9 | 63.3 | 8.16 |
| 5 | 48 | 5.1 | 57.9 | 7.08 |
| 6 | 57 | 6.9 | 59.7 | 7.44 |
| 7 | 62 | 7.9 | 60.1 | 7.52 |
| 8 | 70 | 9.5 | 63.1 | 8.12 |
| 9 | 75 | 10.5 | 59.6 | 7.42 |
| 0 | 59 | 7.3 | 53.7 | 6.24 |
| | | | | |
| | | | | |
| | 37.368 | | | |
| rp = | 0.5216298 | | | |
| | | | | |
| Tsushima | 2004 | 104 insom | nia | |
| 1 | 70 | 9.5 | 57.7 | 7.04 |
| 2 | 57 | 6.9 | 60.5 | 7.6 |
| 3 | 52 | 5.9 | 58 | 7.1 |
| 4 | 62 | 7.9 | 49.8 | 5.46 |
| 5 | 48 | 5.1 | 47 | 4.9 |
| 6 | 57 | 6.9 | 50.8 | 5.66 |
| 7 | 62 | 7.9 | 59 | 7.3 |
| 8 | 70 | 9.5 | 55.8 | 6.66 |
| 9 | 75 | 10.5 | 43.7 | 4.24 |
| 0 | 59 | 7.3 | 52.3 | 5.96 |
| | | | | |

| | | | |
|---|---|---|---|
| | 37.368 | | |
| rp = | -0.0966190 | | |
| | | | |
| Gray | 2004 | 201 female | criminal | defendants |
| 1 | 70 | 9.5 | 60.62 | 7.624 |
| 2 | 57 | 6.9 | 63.73 | 8.246 |
| 3 | 52 | 5.9 | 61.21 | 7.742 |
| 4 | 62 | 7.9 | 74.93 | 10.486 |
| 5 | 48 | 5.1 | 52.33 | 5.966 |
| 6 | 57 | 6.9 | 79.89 | 11.478 |
| 7 | 62 | 7.9 | 64.55 | 8.41 |
| 8 | 70 | 9.5 | 70.9 | 9.68 |
| 9 | 75 | 10.5 | 57.93 | 7.086 |
| 0 | 59 | 7.3 | 55.76 | 6.652 |
| | | | | |
| | | | | |
| | 37.368 | | | |
| rp = | 0.4912132 | | | |
| | | | | |
| Grossman | 2002 | 27 males | sexual mi | conduct |
| 1 | 70 | 9.5 | 53 | 6.1 |
| 2 | 57 | 6.9 | 49 | 5.3 |
| 3 | 52 | 5.9 | 54 | 6.3 |
| 4 | 62 | 7.9 | 56 | 6.7 |
| 5 | 48 | 5.1 | 52 | 5.9 |
| 6 | 57 | 6.9 | 50 | 5.5 |
| 7 | 62 | 7.9 | 53 | 6.1 |
| 8 | 70 | 9.5 | 54 | 6.3 |
| 9 | 75 | 10.5 | 46 | 4.7 |
| 0 | 59 | 7.3 | 44 | 4.3 |
| | | | | |
| | | | | |
| | 37.368 | | | |
| rp = | -0.2667619 | | | |
| | | | | |
| Grossman | 2002 | 27 males | sexual mi | conduct |
| 1 | 70 | 9.5 | 48 | 5.1 |
| 2 | 57 | 6.9 | 56 | 6.7 |
| 3 | 52 | 5.9 | 50 | 5.5 |
| 4 | 62 | 7.9 | 65 | 8.5 |
| 5 | 48 | 5.1 | 55 | 6.5 |
| 6 | 57 | 6.9 | 56 | 6.7 |
| 7 | 62 | 7.9 | 57 | 6.9 |
| 8 | 70 | 9.5 | 57 | 6.9 |

| | | | | | | | | |
|---|---|---|---|---|---|---|---|---|
| | | | | 9 | 75 | 10.5 | 50 | 5.5 |
| | | | | 0 | 59 | 7.3 | 57 | 6.9 |
| | | | | | | | | |
| | | | | | | | | |
| | | | | | 37.368 | | | |
| | | | | rp = | 0.0130300 | | | |
| | | | | | | | | |
| | | | | Marshall | 1996 | 106 mixed | in chemica | l dependen |
| | | | | 1 | 70 | 9.5 | 54.27 | 6.354 |
| | | | | 2 | 57 | 6.9 | 59.82 | 7.464 |
| | | | | 3 | 52 | 5.9 | 57.21 | 6.942 |
| | | | | 4 | 62 | 7.9 | 65.93 | 8.686 |
| | | | | 5 | 48 | 5.1 | 50.53 | 5.606 |
| | | | | 6 | 57 | 6.9 | 60.46 | 7.592 |
| | | | | 7 | 62 | 7.9 | 59.13 | 7.326 |
| | | | | 8 | 70 | 9.5 | 56.92 | 6.884 |
| | | | | 9 | 75 | 10.5 | 56.39 | 6.778 |
| | | | | 0 | 59 | 7.3 | 50.49 | 5.598 |
| | | | | | | | | |
| | | | | | | | | |
| | | | | | 37.368 | | | |
| | | | | rp = | 0.2830997 | | Need .570 | |
| | | | | | | | | |
| | | | | Marshall | 1996 | 67 mixed | in chemica | l dependen |
| | | | | 1 | 70 | 9.5 | 57.21 | 6.942 |
| | | | | 2 | 57 | 6.9 | 62.15 | 7.93 |
| | | | | 3 | 52 | 5.9 | 57.96 | 7.092 |
| | | | | 4 | 62 | 7.9 | 69.7 | 9.44 |
| | | | | 5 | 48 | 5.1 | 48.57 | 5.214 |
| | | | | 6 | 57 | 6.9 | 60.9 | 7.68 |
| | | | | 7 | 62 | 7.9 | 63.75 | 8.25 |
| | | | | 8 | 70 | 9.5 | 64.34 | 8.368 |
| | | | | 9 | 75 | 10.5 | 59.63 | 7.426 |
| | | | | 0 | 59 | 7.3 | 52.75 | 6.05 |
| | | | | | | | | |
| | | | | | | | | |
| | | | | | 37.368 | | | |
| | | | | rp = | 0.5655341 | | Need .570 | |
| | | | | | | | | |
| | | | | Bagby | 1997 | 20 mixed | feigners of | depression |
| | | | | 1 | 70 | 9.5 | 79 | 11.3 |
| | | | | 2 | 57 | 6.9 | 94 | 14.3 |
| | | | | 3 | 52 | 5.9 | 75.7 | 10.64 |
| | | | | 4 | 62 | 7.9 | 85.5 | 12.6 |
| | | | | 5 | 48 | 5.1 | 61.4 | 7.78 |

| | | | | | | | | |
|---|---|---|---|---|---|---|---|---|
| | | | | 6 | 57 | 6.9 | 82.8 | 12.06 |
| | | | | 7 | 62 | 7.9 | 94.5 | 14.4 |
| | | | | 8 | 70 | 9.5 | 102.5 | 16 |
| | | | | 9 | 75 | 10.5 | 54.7 | 6.44 |
| | | | | 0 | 59 | 7.3 | 84.1 | 12.32 |
| | | | | | | | | |
| | | | | | | | | |
| | | | | | 37.368 | | | |
| | | | | rp = | 0.3206250 | | Need .570 | |
| | | | | | | | | |
| | | | | Bagby | 1997 | 20 mixed | feigners of | scizphrenia |
| | | | | 1 | 70 | 9.5 | 79.9 | 11.48 |
| | | | | 2 | 57 | 6.9 | 75 | 10.5 |
| | | | | 3 | 52 | 5.9 | 73.5 | 10.2 |
| | | | | 4 | 62 | 7.9 | 83.8 | 12.26 |
| | | | | 5 | 48 | 5.1 | 58.9 | 7.28 |
| | | | | 6 | 57 | 6.9 | 107.4 | 16.98 |
| | | | | 7 | 62 | 7.9 | 82.3 | 11.96 |
| | | | | 8 | 70 | 9.5 | 111.3 | 17.76 |
| | | | | 9 | 75 | 10.5 | 76.5 | 10.8 |
| | | | | 0 | 59 | 7.3 | 69.8 | 9.46 |
| | | | | | | | | |
| | | | | | | | | |
| | | | | | 37.368 | | | |
| | | | | rp = | 0.3640655 | | Need .570 | |
| | | | | | | | | |
| | | | | Cramer | 1995 | 31 clear ne | eurosis co | aching |
| | | | | 1 | 70 | 9.5 | 105 | 16.5 |
| | | | | 2 | 57 | 6.9 | 88.52 | 13.204 |
| | | | | 3 | 52 | 5.9 | 76.03 | 10.706 |
| | | | | 4 | 62 | 7.9 | 92.1 | 13.92 |
| | | | | 5 | 48 | 5.1 | 49.03 | 5.306 |
| | | | | 6 | 57 | 6.9 | 89.65 | 13.43 |
| | | | | 7 | 62 | 7.9 | 100.26 | 15.552 |
| | | | | 8 | 70 | 9.5 | 115.23 | 18.546 |
| | | | | 9 | 75 | 10.5 | 65.81 | 8.662 |
| | | | | 0 | 59 | 7.3 | 72.58 | 10.016 |
| | | | | | | | | |
| | | | | | | | | |
| | | | | | 37.368 | | | |
| | | | | rp = | 0.3310339 | | Need .570 | |
| | | | | | | | | |
| | | | | Cramer | 1995 | 31 unclear | eurosis co | aching |
| | | | | 1 | 70 | 9.5 | 96.94 | 14.888 |
| | | | | 2 | 57 | 6.9 | 87.26 | 12.952 |

| | | | | | | | | |
|---|---|---|---|---|---|---|---|---|
| | | | | 3 | 52 | 5.9 | 69.97 | 9.494 |
| | | | | 4 | 62 | 7.9 | 90.48 | 13.596 |
| | | | | 5 | 48 | 5.1 | 49.13 | 5.326 |
| | | | | 6 | 57 | 6.9 | 89.94 | 13.488 |
| | | | | 7 | 62 | 7.9 | 96.23 | 14.746 |
| | | | | 8 | 70 | 9.5 | 111.52 | 17.804 |
| | | | | 9 | 75 | 10.5 | 65.48 | 8.596 |
| | | | | 0 | 59 | 7.3 | 77.64 | 11.028 |
| | | | | | | | | |
| | | | | | | | | |
| | | | | | 37.368 | | | |
| | | | | rp = | 0.3540947 | | Need .570 | |
| | | | | | | | | |
| | | | | Cramer | 1995 | 31 clear psy | ychosis co | aching |
| | | | | 1 | 70 | 9.5 | 86.87 | 12.874 |
| | | | | 2 | 57 | 6.9 | 73.32 | 10.164 |
| | | | | 3 | 52 | 5.9 | 63.48 | 8.196 |
| | | | | 4 | 62 | 7.9 | 83 | 12.1 |
| | | | | 5 | 48 | 5.1 | 47.52 | 5.004 |
| | | | | 6 | 57 | 6.9 | 91.94 | 13.888 |
| | | | | 7 | 62 | 7.9 | 92.48 | 13.996 |
| | | | | 8 | 70 | 9.5 | 111.03 | 17.706 |
| | | | | 9 | 75 | 10.5 | 67.81 | 9.062 |
| | | | | 0 | 59 | 7.3 | 66.65 | 8.83 |
| | | | | | | | | |
| | | | | | | | | |
| | | | | | 37.368 | | | |
| | | | | rp = | 0.4060747 | | Need .570 | |
| | | | | | | | | |
| | | | | Cramer | 1995 | 31 unclear | psychosis | coaching |
| | | | | 1 | 70 | 9.5 | 87.35 | 12.97 |
| | | | | 2 | 57 | 6.9 | 74.65 | 10.43 |
| | | | | 3 | 52 | 5.9 | 60.9 | 7.68 |
| | | | | 4 | 62 | 7.9 | 89.16 | 13.332 |
| | | | | 5 | 48 | 5.1 | 52.39 | 5.978 |
| | | | | 6 | 57 | 6.9 | 96.52 | 14.804 |
| | | | | 7 | 62 | 7.9 | 94.42 | 14.384 |
| | | | | 8 | 70 | 9.5 | 113.94 | 18.288 |
| | | | | 9 | 75 | 10.5 | 70.55 | 9.61 |
| | | | | 0 | 59 | 7.3 | 72.81 | 10.062 |
| | | | | | | | | |
| | | | | | | | | |
| | | | | | 37.368 | | | |
| | | | | rp = | 0.3786573 | | Need .570 | |
| | | | | | | | | |

| | | | | | | | | |
|---|---|---|---|---|---|---|---|---|
| | | | | | | | | |
| | | | | | | | | |
| | | | | | | | | |
| | | | | | | | | |
| | | | | | | | | |
| | | | | | | | | |
| | | | | | | | | |
| | | | | | | | | |
| | | | | | | | | |
| | | | | | | | | |
| | | | | | | | | |
| | | | | | | | | |
| | | | | | | | | |
| | | | | | | | | |
| | | | | | | | | |
| | | | | | | | | |
| | | | | | | | | |
| | | | | | | | | |
| | | | | | | | | |
| | | | | | | | | |
| | | | | | | | | |
| | | | | | | | | |
| | | | | | | | | |
| | | | | | | | | |

| | | | | | | | | |
|---|---|---|---|---|---|---|---|---|
| | | | Individual to group (rp) minus L,F,K. & Mf. | | | | | 9 scales |
| | | | Need .600 | | | | | |
| | | | Bagby, 1997 | | 28 graduate students faking schizophrenia | | | |
| 1.6384 | 7.3984 | | 1 | 70 | 9.5 | 61.75 | 7.85 | 2.7225 |
| 10.1124 | 20.9764 | | 2 | 57 | 6.9 | 80.68 | 11.636 | 22.429696 |
| 6.4516 | 8.6436000 | | 3 | 52 | 5.9 | 59.21 | 7.342 | 2.079364 |
| 0.484416 | 9.585216 | | 4 | 62 | 7.9 | 83.61 | 12.222 | 18.679684 |
| 0.0432640 | 0.0368640 | | 6 | 57 | 6.9 | 97.07 | 14.914 | 64.224196 |
| 1.153476 | 6.120676 | | 7 | 62 | 7.9 | 77.14 | 10.928 | 9.168784 |
| 2.408704 | 15.618304 | | 8 | 70 | 9.5 | 98.57 | 15.214 | 32.649796 |
| 1.9321 | 6.8121 | | 9 | 75 | 10.5 | 61.54 | 7.808 | 7.246864 |
| 28.793956 | 0.133956 | | 0 | 59 | 7.3 | 72.68 | 10.036 | 7.4856960 |
| 0.0973440 | 4.460544 | | | | | | | |
| | | | | | | | | |
| | | | | | | | | |
| Sum d2 | Sum D2 | | | 33.372 | | | | Sum d2 |
| 53.11566 | 79.78606 | | rp = | 0.3711842 | | | | 166.68658 |
| | | | | | | | | |
| | | | Bagby, 1997 | | 26 resident and fellows faking schizophrenia | | | |
| 6.76 | 1.96 | | 1 | 70 | 9.5 | 72.19 | 9.938 | 0.1918439 |
| 6.76 | 16 | | 2 | 57 | 6.9 | 83.62 | 12.224 | 28.344976 |
| 2.56 | 4 | | 3 | 52 | 5.9 | 68.12 | 9.124 | 10.394176 |
| 1.96 | 14.44 | | 4 | 62 | 7.9 | 85.35 | 12.57 | 21.8089 |
| 6.76 | 4.84 | | 6 | 57 | 6.9 | 102.38 | 15.976 | 82.373776 |
| 1 | 5.76 | | 7 | 62 | 7.9 | 80.69 | 11.638 | 13.972644 |
| 0 | 5.76 | | 8 | 70 | 9.5 | 101.92 | 15.884 | 40.755456 |
| 3.24 | 4.84 | | 9 | 75 | 10.5 | 60.81 | 7.662 | 8.054244 |
| 4 | 9 | | 0 | 59 | 7.3 | 74.12 | 10.324 | 9.1445760 |
| 1.44 | 0.36 | | | | | | | |
| | | | | | | | | |
| | | | | | | | | |
| Sum d2 | Sum D2 | | | 33.372 | | | | Sum d2 |
| 34.48 | 66.96 | | rp = | 0.3519254 | | | | 215.04059 |
| | | | | | | | | |
| | | | Bagby, 1997 | | 24 undergraduate students faking schizophreni | | | |
| 2.56 | 5.76 | | 1 | 70 | 9.5 | 73 | 10.1 | 0.36 |
| 25 | 40.96 | | 2 | 57 | 6.9 | 72.54 | 10.008 | 9.659664 |
| 6.76 | 9 | | 3 | 52 | 5.9 | 68.12 | 9.124 | 10.394176 |
| 17.64 | 43.56 | | 4 | 62 | 7.9 | 76.54 | 10.808 | 8.4564640 |
| 14.44 | 11.56 | | 6 | 57 | 6.9 | 103.12 | 16.124 | 85.082176 |
| 4 | 11.56 | | 7 | 62 | 7.9 | 78.21 | 11.142 | 10.510564 |
| 4.84 | 21.16 | | 8 | 70 | 9.5 | 101.92 | 15.884 | 40.755456 |
| 0.0399999 | 17.64 | | 9 | 75 | 10.5 | 71.87 | 9.874 | 0.3918759 |
| 1.96 | 12.96 | | 0 | 59 | 7.3 | 68.25 | 9.15 | 3.4225 |
| 0.36 | 1.44 | | | | | | | |
| | | | | | | | | |

| | | | | | | | | |
|---|---|---|---|---|---|---|---|---|
| | | | | | | | | |
| Sum d2 | Sum D2 | | | 33.372 | | | | Sum d2 |
| 77.6 | 175.6 | | rp = | 0.4112143 | | | | 169.03287 |
| | | | | | | | | |
| | | | Bagby, 1997 | | 51 schizophrenic patients | | | |
| 2.56 | 5.76 | | 1 | 70 | 9.5 | 62.41 | 7.982 | 2.304324 |
| 9 | 19.36 | | 2 | 57 | 6.9 | 69.22 | 9.344 | 5.973136 |
| 4 | 5.76 | | 3 | 52 | 5.9 | 63.63 | 8.226 | 5.410276 |
| 11.56 | 33.64 | | 4 | 62 | 7.9 | 63.29 | 8.158 | 0.0665639 |
| 10.24 | 7.84 | | 6 | 57 | 6.9 | 68.29 | 9.158 | 5.098564 |
| 4 | 11.56 | | 7 | 62 | 7.9 | 72.51 | 10.002 | 4.418404 |
| 3.24 | 17.64 | | 8 | 70 | 9.5 | 76.39 | 10.778 | 1.633284 |
| 0.36 | 21.16 | | 9 | 75 | 10.5 | 53.02 | 6.104 | 19.324816 |
| 0 | 25 | | 0 | 59 | 7.3 | 58.12 | 7.124 | 0.0309760 |
| 0.0400000 | 4 | | | | | | | |
| | | | | | | | | |
| | | | | | | | | |
| Sum d2 | Sum D2 | | | 33.372 | | | | Sum d2 |
| 45 | 151.72 | | rp = | 0.5124693 | | | | 44.260344 |
| | | | | | | | | |
| | | | Bagby, 2002 | | 22 uncoach | hed fakers, mixed | | |
| 0.36 | 11.56 | | 1 | 70 | 9.5 | 73.73 | 10.246 | 0.5565160 |
| 36 | 54.76 | | 2 | 57 | 6.9 | 88.95 | 13.29 | 40.8321 |
| 11.56 | 14.44 | | 3 | 52 | 5.9 | 72.23 | 9.946 | 16.370116 |
| 17.64 | 43.56 | | 4 | 62 | 7.9 | 84.41 | 12.382 | 20.088324 |
| 14.44 | 11.56 | | 6 | 57 | 6.9 | 81.09 | 11.718 | 23.213124 |
| 10.24 | 21.16 | | 7 | 62 | 7.9 | 83.45 | 12.19 | 18.4041 |
| 14.44 | 38.44 | | 8 | 70 | 9.5 | 86.63 | 12.826 | 11.062276 |
| 12.96 | 57.76 | | 9 | 75 | 10.5 | 58.5 | 7.2 | 10.89 |
| 1 | 16 | | 0 | 59 | 7.3 | 71.82 | 9.864 | 6.574096 |
| 0.16 | 4.84 | | | | | | | |
| | | | | | | | | |
| | | | | | | | | |
| Sum d2 | Sum D2 | | | 33.372 | | | | Sum d2 |
| 118.8 | 274.08 | | rp = | 0.3711842 | | | | 147.99065 |
| | | | | | | | | |
| | | | Bagby, 2002 | | 75 patients | with psychiatric Dxs | | mixed |
| 5.76 | 2.56 | | 1 | 70 | 9.5 | 74.08 | 10.316 | 0.6658559 |
| 4 | 11.56 | | 2 | 57 | 6.9 | 79.56 | 11.412 | 20.358144 |
| 1 | 1.96 | | 3 | 52 | 5.9 | 77.95 | 11.09 | 26.9361 |
| 1 | 11.56 | | 4 | 62 | 7.9 | 67.88 | 9.076 | 1.382976 |
| 1 | 0.36 | | 6 | 57 | 6.9 | 69.29 | 9.358 | 6.041764 |
| 1 | 5.76 | | 7 | 62 | 7.9 | 76.89 | 10.878 | 8.868484 |
| 0.0400000 | 4.84 | | 8 | 70 | 9.5 | 78.17 | 11.134 | 2.669956 |
| 3.24 | 4.84 | | 9 | 75 | 10.5 | 52.73 | 6.046 | 19.838116 |

| | | | | | | | | |
|---|---|---|---|---|---|---|---|---|
| 4 | 9 | | 0 | 59 | 7.3 | 61.25 | 7.75 | 0.2025 |
| 1.44 | 0.36 | | | | | | | |
| | | | | | | | | |
| | | | | | | | | |
| Sum d2 | Sum D2 | | | 33.372 | | | | Sum d2 |
| 22.48 | 52.8 | | rp = | 0.4342394 | | | | 86.963896 |
| | | | | | | | | |
| | | | Bagby, 2002 | | 45 students | s asked to | respond honestly | |
| 2.56 | 5.76 | | 1 | 70 | 9.5 | 48.38 | 5.176 | 18.696976 |
| 7.8399999 | 17.64 | | 2 | 57 | 6.9 | 50.31 | 5.562 | 1.790244 |
| 10.24 | 12.96 | | 3 | 52 | 5.9 | 49.31 | 5.362 | 0.289444 |
| 23.04 | 51.84 | | 4 | 62 | 7.9 | 52.58 | 6.016 | 3.549456 |
| 1 | 1.96 | | 6 | 57 | 6.9 | 48.76 | 5.252 | 2.715904 |
| 6.76 | 16 | | 7 | 62 | 7.9 | 52.27 | 5.954 | 3.786916 |
| 1.96 | 14.44 | | 8 | 70 | 9.5 | 53.07 | 6.114 | 11.464996 |
| 0.0399999 | 17.64 | | 9 | 75 | 10.5 | 50.31 | 5.562 | 24.383844 |
| 1 | 16 | | 0 | 59 | 7.3 | 47.42 | 4.984 | 5.363856 |
| 0.36 | 1.44 | | | | | | | |
| | | | | | | | | |
| | | | | | | | | |
| Sum d2 | Sum D2 | | | 33.372 | | | | Sum d2 |
| 54.8 | 155.68 | | rp = | -0.3013480 | | | | 72.041636 |
| | | | | | | | | |
| | | | Bagby, 2002 | | 23 mixed | coached feigners | | |
| 2.56 | 5.76 | | 1 | 70 | 9.5 | 68.39 | 9.178 | 0.1036839 |
| 7.8399999 | 17.64 | | 2 | 57 | 6.9 | 80.04 | 11.508 | 21.233664 |
| 5.76 | 7.84 | | 3 | 52 | 5.9 | 64.52 | 8.404 | 6.270016 |
| 7.8399999 | 27.04 | | 4 | 62 | 7.9 | 76.39 | 10.778 | 8.282884 |
| 0.3600000 | 0.0400000 | | 6 | 57 | 6.9 | 75.35 | 10.57 | 13.4689 |
| 6.76 | 16 | | 7 | 62 | 7.9 | 74.7 | 10.44 | 6.4516 |
| 1.44 | 12.96 | | 8 | 70 | 9.5 | 82.43 | 11.986 | 6.180196 |
| 0.6400000 | 23.04 | | 9 | 75 | 10.5 | 58.17 | 7.134 | 11.329956 |
| 0 | 25 | | 0 | 59 | 7.3 | 70.96 | 9.692 | 5.7216639 |
| 1 | 0.64 | | | | | | | |
| | | | | | | | | |
| | | | | | | | | |
| Sum d2 | Sum D2 | | | 33.372 | | | | Sum d2 |
| 34.2 | 135.96 | | rp = | 0.4977347 | | | | 79.042564 |
| | | | BX131 | | | | | |
| | | | Viglione, | 2001 | 22 mixed | students | faking gen | eral disturb |
| 0.6400000 | 10.24 | | 1 | 70 | 9.5 | 83.21 | 12.142 | 6.980164 |
| 17.64 | 31.36 | | 2 | 57 | 6.9 | 83.37 | 12.174 | 27.815076 |
| 7.8399999 | 10.24 | | 3 | 52 | 5.9 | 77.79 | 11.058 | 26.604964 |
| 11.56 | 33.64 | | 4 | 62 | 7.9 | 71.84 | 9.868 | 3.873024 |
| 1.96 | 1 | | 6 | 57 | 6.9 | 90.63 | 13.626 | 45.239076 |

| | | | | | | | | |
|---|---|---|---|---|---|---|---|---|
| 14.44 | 27.04 | | 7 | 62 | 7.9 | 78.9 | 11.28 | 11.4244 |
| 7.8399999 | 27.04 | | 8 | 70 | 9.5 | 95.74 | 14.648 | 26.501904 |
| 7.84 | 46.24 | | 9 | 75 | 10.5 | 63.79 | 8.258 | 5.026564 |
| 0.16 | 21.16 | | 0 | 59 | 7.3 | 72.53 | 10.006 | 7.322436 |
| 1.44 | 9 | | | | | | | |
| | | | #514 | | | | | |
| | | | | | | | | |
| Sum d2 | Sum D2 | | | 33.372 | | | | Sum d2 |
| 71.36 | 216.96 | | rp = | 0.4129928 | | | | 160.78760 |
| | | | BX147 | | | | | |
| or accident | | | Viglione, | 2001 | 22 mixed | students | faking dep | ression |
| 0.4899999 | 22.09 | | 1 | 70 | 9.5 | 79.23 | 11.346 | 3.407716 |
| 9.61 | 20.25 | | 2 | 57 | 6.9 | 101.68 | 15.836 | 79.852096 |
| 19.8916 | 23.6196 | | 3 | 52 | 5.9 | 77.59 | 11.018 | 26.193924 |
| 0.2116 | 3.7636 | | 4 | 62 | 7.9 | 81.77 | 11.854 | 15.634116 |
| 0.0576000 | 0.0255999 | | 6 | 57 | 6.9 | 77.36 | 10.972 | 16.581184 |
| 1.2996 | 6.4516 | | 7 | 62 | 7.9 | 85.27 | 12.554 | 21.659716 |
| 1.3456 | 12.6736 | | 8 | 70 | 9.5 | 91.32 | 13.764 | 18.181696 |
| 0.1763999 | 12.8164 | | 9 | 75 | 10.5 | 46 | 4.7 | 33.64 |
| 18.1476 | 0.5476 | | 0 | 59 | 7.3 | 79.09 | 11.318 | 16.144324 |
| 0.25 | 1.69 | | | | | | | |
| | | | #517 | | | | | |
| | | | | | | | | |
| Sum d2 | Sum D2 | | | 33.372 | | | | Sum d2 |
| 51.48 | 103.928 | | rp = | 0.3022545 | | | | 231.29477 |
| | | | BX163 | | | | | |
| | | | Viglione, | 2001 | 22 mixed | students | faking gen | eral disturb |
| 1.5876 | 27.6676 | | 1 | 70 | 9.5 | 76.46 | 10.792 | 1.6692639 |
| 16.6464 | 30.0304 | | 2 | 57 | 6.9 | 77.5 | 11 | 16.81 |
| 23.6196 | 27.6676 | | 3 | 52 | 5.9 | 75.63 | 10.626 | 22.335076 |
| 0.0099999 | 6.25 | | 4 | 62 | 7.9 | 67.17 | 8.934 | 1.069156 |
| 0.1444 | 0.0004000 | | 6 | 57 | 6.9 | 73.83 | 10.266 | 11.329956 |
| 3.3856 | 10.4976 | | 7 | 62 | 7.9 | 67.17 | 8.934 | 1.069156 |
| 5.2899999 | 22.09 | | 8 | 70 | 9.5 | 70.92 | 9.684 | 0.0338560 |
| 0.25 | 20.25 | | 9 | 75 | 10.5 | 52.75 | 6.05 | 19.8025 |
| 17.3056 | 0.7056000 | | 0 | 59 | 7.3 | 63.58 | 8.216 | 0.8390559 |
| 0.1936 | 5.0176 | | | | | | | |
| | | | #516 | | | | | |
| | | | | | | | | |
| Sum d2 | Sum D2 | | | 33.372 | | | | Sum d2 |
| 68.4328 | 150.1768 | | rp = | 0.4413239 | | | | 74.95802 |
| | | | BX179 | | | | | |
| | | | Viglione, | 2001 | 22 mixed | students | faking dep | ression |
| 6.081156 | 2.353156 | | 1 | 70 | 9.5 | 72.91 | 10.082 | 0.3387239 |
| 0.341056 | 3.936256 | | 2 | 57 | 6.9 | 97.78 | 15.056 | 66.520336 |
| 0.0899999 | 0.49 | | 3 | 52 | 5.9 | 75.78 | 10.656 | 22.619536 |

| | | | | | | | | |
|---|---|---|---|---|---|---|---|---|
| 1.69 | 1.21 | | 4 | 62 | 7.9 | 71.83 | 9.866 | 3.865156 |
| 0.6146560 | 0.147456 | | 6 | 57 | 6.9 | 71.13 | 9.726 | 7.9862759 |
| 0.9024999 | 5.5225 | | 7 | 62 | 7.9 | 79.65 | 11.43 | 12.4609 |
| 0.3410560 | 3.297856 | | 8 | 70 | 9.5 | 78.35 | 11.17 | 2.7888999 |
| 1.8225 | 7.0225 | | 9 | 75 | 10.5 | 43.61 | 4.222 | 39.413284 |
| 5.924356 | 6.5843559 | | 0 | 59 | 7.3 | 73.61 | 10.222 | 8.538084 |
| 1.401856 | 0.379456 | | | | | | | |
| | | | #515 | | | | | |
| | | | | | | | | |
| Sum d2 | Sum D2 | | | 33.372 | | | | Sum d2 |
| 19.209136 | 30.943536 | | rp = | 0.2983157 | | | | 164.531196 |
| | | | | | | | | |
| pre-op | | | Kaplan, | 2000 | 20 mixed | hx of child | hood emot | ional abuse |
| 5.924356 | 2.452356 | | 1 | 70 | 9.5 | 54.6 | 6.42 | 9.4864 |
| 1.602756 | 7.107556 | | 2 | 57 | 6.9 | 58.5 | 7.2 | 0.0899999 |
| 0.0625 | 0.4225 | | 3 | 52 | 5.9 | 55.9 | 6.68 | 0.6083999 |
| 5.683456 | 0.000256 | | 4 | 62 | 7.9 | 58.5 | 7.2 | 0.49 |
| 1.865956 | 0.9331559 | | 6 | 57 | 6.9 | 56.1 | 6.72 | 0.0323999 |
| 0.320356 | 0.6955560 | | 7 | 62 | 7.9 | 58.2 | 7.14 | 0.5776 |
| 0.16 | 4 | | 8 | 70 | 9.5 | 58.7 | 7.24 | 5.1076 |
| 1.915456 | 6.843456 | | 9 | 75 | 10.5 | 47.8 | 5.06 | 29.5936 |
| 16.128256 | 0.968256 | | 0 | 59 | 7.3 | 55.6 | 6.62 | 0.4624 |
| 0.25 | 1.69 | | | | | | | |
| | | | | | | | | |
| | | | | | | | | |
| Sum d2 | Sum D2 | | | 33.372 | | | | Sum d2 |
| 33.913092 | 25.113092 | | rp = | 0.0755507 | | | | 46.4484 |
| | | | | | | | | |
| post-op | | | Kaplan, | 2000 | 20 mixed | hx of child | hood emot | ional abuse |
| 37.405456 | 4.477456 | | 1 | 70 | 9.5 | 70.8 | 9.66 | 0.0256 |
| 5.29 | 0.8100000 | | 2 | 57 | 6.9 | 86.6 | 12.82 | 35.0464 |
| 3.663396 | 2.292196 | | 3 | 52 | 5.9 | 71.5 | 9.8 | 15.21 |
| 10.666756 | 0.7499559 | | 4 | 62 | 7.9 | 69.7 | 9.44 | 2.3716 |
| 0.3203559 | 0.9331559 | | 6 | 57 | 6.9 | 69.1 | 9.32 | 5.8563999 |
| 6.937956 | 1.522756 | | 7 | 62 | 7.9 | 79.2 | 11.34 | 11.8336 |
| 10.89 | 0.8100000 | | 8 | 70 | 9.5 | 78.8 | 11.26 | 3.0976 |
| 16.532356 | 0.0043559 | | 9 | 75 | 10.5 | 47.7 | 5.04 | 29.8116 |
| 37.8225 | 1.3225 | | 0 | 59 | 7.3 | 71.2 | 9.74 | 5.9536 |
| 7.5625 | 0.9025 | | | | | | | |
| | | | | | | | | |
| | | | | | | | | |
| Sum d2 | Sum D2 | | | 33.372 | | | | Sum d2 |
| 137.09127 | 13.824876 | | rp = | 0.3786985 | | | | 109.2064 |
| | | | | | | | | |
| post-op | | | Bagby | 2000 | 23 experts | faking dep | ression | |

| | | | | | | | | |
|---|---|---|---|---|---|---|---|---|
| 20.394256 | 0.266256 | | 1 | 70 | 9.5 | 83.9 | 12.28 | 7.7284000 |
| 0.0547560 | 1.359556 | | 2 | 57 | 6.9 | 103.7 | 16.24 | 87.2356 |
| 0.0625 | 0.0225000 | | 3 | 52 | 5.9 | 82.9 | 12.08 | 38.1924 |
| 13.808656 | 1.731856 | | 4 | 62 | 7.9 | 86.7 | 12.84 | 24.4036 |
| 4.137156 | 2.669956 | | 6 | 57 | 6.9 | 77.9 | 11.08 | 17.4724 |
| 1.96 | 0 | | 7 | 62 | 7.9 | 94.9 | 14.48 | 43.2964 |
| 11.115556 | 0.872356 | | 8 | 70 | 9.5 | 97.3 | 14.96 | 29.8116 |
| 17.774656 | 0.0466559 | | 9 | 75 | 10.5 | 50.1 | 5.52 | 24.8004 |
| 29.16 | 0.16 | | 0 | 59 | 7.3 | 82.5 | 12 | 22.09 |
| 2.202256 | 0.0998559 | | | | | | | |
| | | | | | | | | |
| | | | | | | | | |
| Sum d2 | Sum D2 | | | 33.372 | | | | Sum d2 |
| 100.66979 | 7.228992 | | rp = | 0.2928360 | | need .600 | | 295.0308 |
| | | | | | | | | |
| | | | | | | | | |
| 4.426816 | 3.594816 | | | | | | | |
| 0.11971599 | 3.048516 | | | | | | | |
| 1.737124 | 2.951524 | | | | | | | |
| 0.246016 | 8.386816 | | | | | | | |
| 0.7534240 | 0.2190240 | | | | | | | |
| 1.517824 | 6.927424 | | | | | | | |
| 0.0416160 | 4.822416 | | | | | | | |
| 0.506944 | 10.810944 | | | | | | | |
| 15.888196 | 1.028196 | | | | | | | |
| 1.483524 | 0.3387239 | | | | | | | |
| | | | | | | | | |
| | | | | | | | | |
| Sum d2 | Sum D2 | | | | | | | |
| 26.7212 | 42.1284 | | | | | | | |
| | | | | | | | | |
| | | | | | | | | |
| 12.4609 | 0.2209000 | | | | | | | |
| 1.008016 | 0.1568159 | | | | | | | |
| 0.171396 | 0.662596 | | | | | | | |
| 5.721664 | 0.0000640 | | | | | | | |
| 0.329476 | 0.0302759 | | | | | | | |
| 1.1881 | 0.0960999 | | | | | | | |
| 4.1616 | 0.1296 | | | | | | | |
| 15.745024 | 0.0010239 | | | | | | | |
| 29.7025 | 0.2025 | | | | | | | |
| 3.944196 | 0.034596 | | | | | | | |
| | | | | | | | | |
| | | | | | | | | |
| Sum d2 | Sum D2 | | | | | | | |

| | |
|---|---|
| 74.432872 | 1.534472 |
| | |
| | |
| 16.3216 | 0.0016000 |
| 2.3716 | 0.0196000 |
| 0.2916 | 0.8836000 |
| 5.6644 | 0.0004000 |
| 2.4336 | 1.3456 |
| 1.6384 | 0.0144 |
| 2.9584 | 0.4624 |
| 15.8404 | 0.0004000 |
| 20.0704 | 0.2704 |
| 3.5344 | 0.0064000 |
| | |
| | |
| Sum d2 | Sum D2 |
| 71.1248 | 3.0048 |
| | |
| mixed | |
| 4.3264 | 3.6864 |
| 1.8496 | 7.6176 |
| 2.3104 | 3.6864 |
| 0.06759999 | 7.0756 |
| 3.9204 | 2.4964 |
| 0.2916 | 3.7636 |
| 0.1444 | 4.0804 |
| 1.9044 | 6.8644000 |
| 9.4864 | 3.6864 |
| 1.1236 | 0.5476 |
| | |
| | |
| Sum d2 | Sum D2 |
| 25.4248 | 43.5048 |
| | |
| | 509.1 |
| 6.0516 | 2.3716 |
| 0.48999999 | 4.41 |
| 1.44 | 2.56 |
| 5.95360000 | 0.0016000 |
| 0.03999999 | 0.36 |
| 1.5376 | 0.02559999 |
| 0.36000000 | 3.24 |
| 8.0656 | 1.3456 |
| 39.1876 | 1.5876 |
| 1.7956 | 0.21159999 |
| | |

| | |
|---|---|
| Sum d2 | Sum D2 |
| 64.9216 | 16.1136 |
| | |
| | 169.37 |
| 3.519376 | 4.511376 |
| 1.811716 | 7.5405159 |
| 3.392964 | 5.026564 |
| 6.687396 | 24.860196 |
| 0.7499559 | 0.2171559 |
| 20.958084 | 35.736484 |
| 0.2601 | 8.4681 |
| 0.0324000 | 17.4724 |
| 11.655396 | 2.515396 |
| 0.4199040 | 1.327104 |
| | |
| | |
| Sum d2 | Sum D2 |
| 49.487292 | 107.67529 |
| | |
| minimizing | 226.1 |
| 11.56 | 0.36 |
| 2.56 | 0.0400000 |
| 0.16 | 0.64 |
| 1.44 | 1.44 |
| 0.6400000 | 0.16 |
| 1.96 | 0 |
| 3.24 | 0.36 |
| 10.24 | 0.64 |
| 33.64 | 0.64 |
| 9 | 1.44 |
| | |
| | |
| Sum d2 | Sum D2 |
| 74.44 | 5.72 |
| | |
| non-minim | 226.2 |
| 19.36 | 0.16 |
| 0.0400000 | 1.44 |
| 0.16 | 0 |
| 0.36 | 9 |
| 1.96 | 1 |
| 0.0400000 | 1.44 |
| 1 | 1.96 |
| 6.76 | 1.96 |

| | |
|---|---|
| 25 | 0 |
| 0.16 | 1.96 |
| | |
| | |
| Sum d2 | Sum D2 |
| 54.84 | 18.92 |
| | |
| cy treatmen | nt |
| 9.89731599 | 0.7293160 |
| 0.318096 | 3.857296 |
| 1.085764 | 2.079364 |
| 0.6177960 | 10.150596 |
| 0.256036 | 0.011236 |
| 0.478864 | 4.376464 |
| 0.329476 | 3.334276 |
| 6.843456 | 1.915456 |
| 13.853284 | 1.633284 |
| 2.896804 | 0.0096040 |
| | |
| | |
| Sum d2 | Sum D2 |
| 36.576892 | 28.096892 |
| | |
| cy treatmen | nt |
| 6.543364 | 2.079364 |
| 1.0609 | 5.9049 |
| 1.420864 | 2.534464 |
| 2.3716 | 15.5236 |
| 0.0129960 | 0.0817959 |
| 0.60839999 | 4.7524 |
| 0.1225 | 7.5625 |
| 1.281424 | 8.225424 |
| 9.449476 | 3.709476 |
| 1.5625 | 0.3025 |
| | |
| | |
| Sum d2 | Sum D2 |
| 24.434024 | 50.676424 |
| | |
| n | 34.01 |
| 3.24 | 33.64 |
| 54.76 | 77.44 |
| 22.4676 | 26.4196 |
| 22.09 | 50.41 |
| 7.1824 | 5.1984 |

| | |
|---|---|
| 26.6256 | 43.0336 |
| 42.25 | 79.21 |
| 42.25 | 110.25 |
| 16.4836 | 0.8836000 |
| 25.2004 | 46.5124 |
| | |
| | |
| Sum d2 | Sum D2 |
| 262.5496 | 472.9976 |
| | |
| ia | 34.02 |
| 3.9204 | 35.7604 |
| 12.96 | 25 |
| 18.49 | 22.09 |
| 19.0096 | 45.6976 |
| 4.7524 | 3.1684 |
| 101.6064 | 131.7904 |
| 16.4836 | 41.7316 |
| 68.2276 | 150.3076 |
| 0.0900000 | 28.09 |
| 4.6656 | 15.6816 |
| | |
| | |
| Sum d2 | Sum D2 |
| 250.2056 | 499.3176 |
| | |
| | #87.01 |
| 49 | 121 |
| 39.740416 | 59.351616 |
| 23.097636 | 27.102436 |
| 36.2404 | 70.8964 |
| 0.0424360 | 0.037636 |
| 42.6409 | 62.8849 |
| 58.553104 | 101.04270 |
| 81.830116 | 170.19811 |
| 3.378244 | 9.9982440 |
| 7.376656 | 20.394256 |
| | |
| | |
| Sum d2 | Sum D2 |
| 341.89990 | 642.90630 |
| | |
| | #87.02 |
| 29.030544 | 88.134544 |
| 36.626704 | 55.532304 |

| | | | | | | | | |
|---|---|---|---|---|---|---|---|---|
| 12.916836 | 15.952036 | | | | | | | |
| 32.444416 | 65.545216 | | | | | | | |
| 0.0510760 | 0.0302759 | | | | | | | |
| 43.401744 | 63.808144 | | | | | | | |
| 46.867716 | 85.488516 | | | | | | | |
| 68.956416 | 151.38841 | | | | | | | |
| 3.625216 | 9.585216 | | | | | | | |
| 13.897984 | 30.558784 | | | | | | | |
| | | | | | | | | |
| | | | | | | | | |
| Sum d2 | Sum D2 | | | | | | | |
| 287.81865 | 566.02345 | | | | | | | |
| | | | | | | | | |
| | #87.03 | | | | | | | |
| 11.383876 | 54.375876 | | | | | | | |
| 10.653696 | 21.752896 | | | | | | | |
| 5.271616 | 7.268416 | | | | | | | |
| 17.64 | 43.56 | | | | | | | |
| 0.0092159 | 0.246016 | | | | | | | |
| 48.832144 | 70.358544 | | | | | | | |
| 37.161216 | 72.182016 | | | | | | | |
| 67.338436 | 148.98643 | | | | | | | |
| 2.067844 | 12.687844 | | | | | | | |
| 2.3409000 | 11.0889 | | | | | | | |
| | | | | | | | | |
| | | | | | | | | |
| Sum d2 | Sum D2 | | | | | | | |
| 202.69894 | 442.50694 | | | | | | | |
| | | | | | | | | |
| | #87.04 | | | | | | | |
| 12.0409 | 55.8009 | | | | | | | |
| 12.4609 | 24.3049 | | | | | | | |
| 3.1684 | 4.7524 | | | | | | | |
| 29.506624 | 61.340224 | | | | | | | |
| 0.770884 | 0.228484 | | | | | | | |
| 62.473216 | 86.564416 | | | | | | | |
| 42.042256 | 78.925456 | | | | | | | |
| 77.228944 | 163.53294 | | | | | | | |
| 0.7921000 | 16.8921 | | | | | | | |
| 7.6286440 | 20.811844 | | | | | | | |
| | | | | | | | | |
| | | | | | | | | |
| Sum d2 | Sum D2 | | | | | | | |
| 248.11286 | 513.15366 | | | | | | | |
| | | | | | | | | |

| | | | | | | | | |
|---|---|---|---|---|---|---|---|---|
| | | | | | | | | |
| | | | | | | | | |
| | | | | | | | | |
| | | | | | | | | |
| | | | | | | | | |
| | | | | | | | | |
| | | | | | | | | |
| | | | | | | | | |
| | | | | | | | | |
| | | | | | | | | |
| | | | | | | | | |
| | | | | | | | | |
| | | | | | | | | |
| | | | | | | | | |
| | | | | | | | | |
| | | | | | | | | |
| | | | | | | | | |
| | | | | | | | | |
| | | | | | | | | |
| | | | | | | | | |
| | | | | | | | | |
| | | | | | | | | |
| | | | | | | | | |
| | | | | | | | | |

| | | | | | | | | |
|---|---|---|---|---|---|---|---|---|
| | | Individual to group (rp) minus D and Ma | | | | 11 scales | | |
| | | Need .544 | | | | | | |
| #28 | | Valliant | 1984 | 18 dangero | ous male | offenders | | |
| 5.5225 | | L | 65 | 8.5 | 53 | 6.1 | 5.76 | 0.36 |
| 37.650496 | | F | 55 | 6.5 | 78 | 11.1 | 21.16 | 31.36 |
| 3.392964 | | K | 47 | 4.9 | 48 | 5.1 | 0.0399999 | 0.16 |
| 45.185284 | | 1 | 70 | 9.5 | 59 | 7.3 | 4.84 | 3.24 |
| 88.623396 | | 3 | 52 | 5.9 | 58 | 7.1 | 1.44 | 2.56 |
| 29.463184 | | 4 | 62 | 7.9 | 71 | 9.7 | 3.24 | 17.64 |
| 94.361796 | | 5 | 48 | 5.1 | 61 | 7.7 | 6.76 | 4.84 |
| 5.326864 | | 6 | 57 | 6.9 | 70 | 9.5 | 6.76 | 16 |
| 20.575296 | | 7 | 62 | 7.9 | 64 | 8.3 | 0.16 | 7.84 |
| | | 8 | 70 | 9.5 | 78 | 11.1 | 2.56 | 31.36 |
| | | 0 | 59 | 7.3 | 55 | 6.5 | 0.64 | 1 |
| | | | | | | | | |
| Sum D2 | | | 41.36 | | | | Sum d2 | Sum D2 |
| 330.10178 | | rp = | 0.5039403 | | | | 53.36 | 116.36 |
| | | | | | | | | |
| #29 | | Valliant | 1984 | 17 nondang | gerous mal | le offender | Sum d2 | |
| 19.695844 | | L | 65 | 8.5 | 50 | 5.5 | 9 | 0 |
| 45.212176 | | F | 55 | 6.5 | 86 | 12.7 | 38.44 | 51.84 |
| 13.133376 | | K | 47 | 4.9 | 48 | 5.1 | 0.0399999 | 0.16 |
| 49.9849 | | 1 | 70 | 9.5 | 62 | 7.9 | 2.56 | 5.76 |
| 109.74657 | | 3 | 52 | 5.9 | 62 | 7.9 | 4 | 5.76 |
| 37.675044 | | 4 | 62 | 7.9 | 76 | 10.7 | 7.8399999 | 27.04 |
| 107.82745 | | 5 | 48 | 5.1 | 69 | 9.3 | 17.64 | 14.44 |
| 4.674244 | | 6 | 57 | 6.9 | 79 | 11.3 | 19.36 | 33.64 |
| 23.270976 | | 7 | 62 | 7.9 | 75 | 10.5 | 6.76 | 25 |
| | | 8 | 70 | 9.5 | 88 | 13.1 | 12.96 | 57.76 |
| | | 0 | 59 | 7.3 | 56 | 6.7 | 0.36 | 1.44 |
| | | | | | | | | |
| Sum D2 | | | 41.36 | | | | Sum d2 | Sum D2 |
| 411.22059 | | rp = | 0.3830492 | | | | 118.96 | 222.84 |
| | | | | | | | | |
| | | | | | | | | |
| 21.16 | | | | | | | | |
| 20.322064 | | | | | | | | |
| 13.133376 | | | | | | | | |
| 28.174864 | | | | | | | | |
| 112.86937 | | | | | | | | |
| 31.832164 | | | | | | | | |
| 107.82745 | | | | | | | | |
| 19.131876 | | | | | | | | |
| 13.3225 | | | | | | | | |
| | | | | | | | | |
| #30 | | | | | | | | |

| | | | | | | | | |
|---|---|---|---|---|---|---|---|---|
| | | | | | | | | |
| Sum D2 | | | | | | | | |
| 367.77367 | | | | | | | | |
| | | | | | | | | |
| #31 | | | | | | | | |
| 6.160324 | | | | | | | | |
| 14.776336 | | | | | | | | |
| 7.431076 | | | | | | | | |
| 7.064964 | | | | | | | | |
| 13.380964 | | | | | | | | |
| 20.268004 | | | | | | | | |
| 27.857284 | | | | | | | | |
| 0.3648160 | | | | | | | | |
| 2.637376 | | | | | | | | |
| | | | | | | | | |
| | | | | | | | | |
| | | | | | | | | |
| Sum D2 | | | | | | | | |
| 99.941144 | | | | | | | | |
| | | | | | | | | |
| #33 | | | | | | | | |
| 22.524516 | | | | | | | | |
| 60.6841 | | | | | | | | |
| 19.766916 | | | | | | | | |
| 47.361924 | | | | | | | | |
| 38.663524 | | | | | | | | |
| 44.7561 | | | | | | | | |
| 53.670276 | | | | | | | | |
| 2.89 | | | | | | | | |
| 19.044496 | | | | | | | | |
| | | | | | | | | |
| | | | | | | | | |
| | | | | | | | | |
| Sum D2 | | | | | | | | |
| 309.36185 | | | | | | | | |
| | | | | | | | | |
| #34 | | | | | | | | |
| 23.193856 | | | | | | | | |
| 34.951744 | | | | | | | | |
| 31.2481 | | | | | | | | |
| 12.787776 | | | | | | | | |
| 14.884164 | | | | | | | | |
| 28.922884 | | | | | | | | |
| 31.741956 | | | | | | | | |
| 0.29811599 | | | | | | | | |

| | | | | | | | | |
|---|---|---|---|---|---|---|---|---|
| 5.0625 | | | | | | | | |
| | | | | | | | | |
| | | | | | | | | |
| | | | | | | | | |
| Sum D2 | | | | | | | | |
| 183.09109 | | | | | | | | |
| | | | | | | | | |
| | | | | | | | | |
| 0.104976 | | | | | | | | |
| 0.0038440 | | | | | | | | |
| 0.019044 | | | | | | | | |
| 0.266256 | | | | | | | | |
| 0.0615040 | | | | | | | | |
| 0.2061160 | | | | | | | | |
| 0.376996 | | | | | | | | |
| 0.0038440 | | | | | | | | |
| 0.266256 | | | | | | | | |
| | | | | | | | | |
| | | | | | | | | |
| | | | | | | | | |
| Sum D2 | | | | | | | | |
| 1.308836 | | | | | | | | |
| | | | | | | | | |
| | | | | | | | | |
| 13.527684 | | | | | | | | |
| 36.096064 | | | | | | | | |
| 8.433216 | | | | | | | | |
| 27.857284 | | | | | | | | |
| 25.7049 | | | | | | | | |
| 24.4036 | | | | | | | | |
| 42.068196 | | | | | | | | |
| 2.669956 | | | | | | | | |
| 17.572864 | | | | | | | | |
| | | | | | | | | |
| | | | | | | | | |
| | | | | | | | | |
| Sum D2 | | | | | | | | |
| 198.33376 | | | | | | | | |
| | | | | | | | | |
| | | | | | | | | |
| 44.116164 | | | | | | | | |
| 44.542276 | | | | | | | | |
| 30.891364 | | | | | | | | |
| 19.079424 | | | | | | | | |
| 66.031876 | | | | | | | | |

| | | | | | | | | |
|---|---|---|---|---|---|---|---|---|
| 33.4084 | | | | | | | | |
| 83.685904 | | | | | | | | |
| 7.606564 | | | | | | | | |
| 20.304036 | | | | | | | | |
| | | | | | | | | |
| | | | | | | | | |
| | | | | | | | | |
| Sum D2 | | | | | | | | |
| 349.66600 | | | | | | | | |
| | | | | | | | | |
| (NC) | | | | | | | | |
| 34.175716 | | | | | | | | |
| 106.83289 | | | | | | | | |
| 30.448324 | | | | | | | | |
| 40.373316 | | | | | | | | |
| 29.942784 | | | | | | | | |
| 49.758916 | | | | | | | | |
| 68.293696 | | | | | | | | |
| 0.64 | | | | | | | | |
| 33.849124 | | | | | | | | |
| | | | | | | | | |
| | | | | | | | | |
| | | | | | | | | |
| Sum D2 | | | | | | | | |
| 394.31477 | | | | | | | | |
| | | | | | | | | |
| | | | | | | | | |
| 28.005264 | | | | | | | | |
| 30.25 | | | | | | | | |
| 26.275876 | | | | | | | | |
| 11.792356 | | | | | | | | |
| 22.714756 | | | | | | | | |
| 11.792356 | | | | | | | | |
| 17.505856 | | | | | | | | |
| 0.3025 | | | | | | | | |
| 7.376656 | | | | | | | | |
| | | | | | | | | |
| | | | | | | | | |
| | | | | | | | | |
| Sum D2 | | | | | | | | |
| 156.01562 | | | | | | | | |
| | | | | | | | | |
| (C) | | | | | | | | |
| 20.994724 | | | | | | | | |
| 91.317136 | | | | | | | | |
| 26.584336 | | | | | | | | |

| | | | | | | | | |
|---|---|---|---|---|---|---|---|---|
| 19.061956 | | | | | | | | |
| 17.859076 | | | | | | | | |
| 35.1649 | | | | | | | | |
| 32.1489 | | | | | | | | |
| 1.633284 | | | | | | | | |
| 22.297284 | | | | | | | | |
| | | | | | | | | |
| | | | | | | | | |
| | | | | | | | | |
| Sum D2 | | | | | | | | |
| 267.06159 | | | | | | | | |
| | | | | | | | | |
| 270.01 | | | | | | | | |
| 0.8464 | | | | | | | | |
| 2.89 | | | | | | | | |
| 1.3924 | | | | | | | | |
| 2.89 | | | | | | | | |
| 1.4884 | | | | | | | | |
| 2.6896 | | | | | | | | |
| 3.0276 | | | | | | | | |
| 0.1936 | | | | | | | | |
| 1.2544 | | | | | | | | |
| | | | | | | | | |
| | | | | | | | | |
| | | | | | | | | |
| Sum D2 | | | | | | | | |
| 16.6724 | | | | | | | | |
| | | | | | | | | |
| 270.02 | | | | | | | | |
| 17.3056 | | | | | | | | |
| 53.5824 | | | | | | | | |
| 18.49 | | | | | | | | |
| 15.5236 | | | | | | | | |
| 14.5924 | | | | | | | | |
| 34.1056 | | | | | | | | |
| 33.1776 | | | | | | | | |
| 0.21159999 | | | | | | | | |
| 17.9776 | | | | | | | | |
| | | | | | | | | |
| | | | | | | | | |
| | | | | | | | | |
| Sum D2 | | | | | | | | |
| 204.9664 | | | | | | | | |
| | | | | | | | | |
| #34.03 | | | | | | | | |

| | | | | | | | | |
|---|---|---|---|---|---|---|---|---|
| 45.9684 | | | | | | | | |
| 115.3476 | | | | | | | | |
| 43.2964 | | | | | | | | |
| 53.8756 | | | | | | | | |
| 31.1364 | | | | | | | | |
| 80.6404 | | | | | | | | |
| 89.4916 | | | | | | | | |
| 0.0004000 | | | | | | | | |
| 42.25 | | | | | | | | |
| | | | | | | | | |
| | | | | | | | | |
| | | | | | | | | |
| Sum D2 | | | | | | | | |
| 502.0068 | | | | | | | | |

| | | | | | | | | |
|---|---|---|---|---|---|---|---|---|
| | | | | | | | | |
| | | | | | | | | |
| | | | | | | | | |
| | | | | | | | | |
| | | | | | | | | |
| | | | | | | | | |
| | | | | | | | | |
| | | | | | | | | |
| | | | | | | | | |
| | | | | | | | | |
| | | | | | | | | |
| | | | | | | | | |
| | | | | | | | | |
| | | | | | | | | |
| | | | | | | | | |
| | | | | | | | | |
| | | | | | | | | |
| | | | | | | | | |
| | | | | | | | | |
| | | | | | | | | |
| | | | | | | | | |
| | | | | | | | | |
| | | | | | | | | |
| | | | | | | | | |

| | | | | | | |
|---|---|---|---|---|---|---|
| Individual to group (rp) minus Mf & Si. | | | | 11 scales | | |
| Need .544 | | | | | | |
| Hodo, 1976 | | 1,009 male | alcoholics | | | |
| L | 65 | 8.5 | 46 | 4.7 | 14.44 | 0.64 |
| F | 55 | 6.5 | 64 | 8.3 | 3.24 | 7.84 |
| K | 47 | 4.9 | 49 | 5.3 | 0.16 | 0.0400000 |
| 1 | 70 | 9.5 | 62 | 7.9 | 2.56 | 5.76 |
| 2 | 57 | 6.9 | 77 | 10.9 | 16 | 29.16 |
| 3 | 52 | 5.9 | 64 | 8.3 | 5.76 | 7.84 |
| 4 | 62 | 7.9 | 74 | 10.3 | 5.76 | 23.04 |
| 6 | 57 | 6.9 | 62 | 7.9 | 1 | 5.76 |
| 7 | 62 | 7.9 | 66 | 8.7 | 0.6399999 | 10.24 |
| 8 | 70 | 9.5 | 65 | 8.5 | 1 | 9 |
| 9 | 75 | 10.5 | 63 | 8.1 | 5.76 | 6.76 |
| | | | | | | |
| | 41.36 | | | | Sum d2 | Sum D2 |
| rp = | 0.4561291 | | | | 56.32 | 106.08 |
| | | | | | | |
| Herkov, 1996 | | 22 male | adolescent | sexual | abusers | |
| L | 65 | 8.5 | 60 | 7.5 | 1 | 4 |
| F | 55 | 6.5 | 62 | 7.9 | 1.96 | 5.76 |
| K | 47 | 4.9 | 48 | 5.1 | 0.0399999 | 0.16 |
| 1 | 70 | 9.5 | 59 | 7.3 | 4.84 | 3.24 |
| 2 | 57 | 6.9 | 68 | 9.1 | 4.84 | 12.96 |
| 3 | 52 | 5.9 | 55 | 6.5 | 0.36 | 1 |
| 4 | 62 | 7.9 | 64 | 8.3 | 0.16 | 7.84 |
| 6 | 57 | 6.9 | 56 | 6.7 | 0.0400000 | 1.44 |
| 7 | 62 | 7.9 | 56 | 6.7 | 1.44 | 1.44 |
| 8 | 70 | 9.5 | 59 | 7.3 | 4.84 | 3.24 |
| 9 | 75 | 10.5 | 60 | 7.5 | 9 | 4 |
| | | | | | | |
| | | | | | Sum d2 | Sum D2 |
| rp = | 0.5219522 | | | | 28.52 | 45.08 |
| | | | | | | |
| Herkov, 1996 | | 19 male | adolescent | rapists | | |
| L | 65 | 8.5 | 60 | 7.5 | 1 | 4 |
| F | 55 | 6.5 | 62 | 7.9 | 1.96 | 5.76 |
| K | 47 | 4.9 | 46 | 4.7 | 0.0400000 | 0.64 |
| 1 | 70 | 9.5 | 62 | 7.9 | 2.56 | 5.76 |
| 2 | 57 | 6.9 | 63 | 8.1 | 1.44 | 6.76 |
| 3 | 52 | 5.9 | 53 | 6.1 | 0.0399999 | 0.36 |
| 4 | 62 | 7.9 | 60 | 7.5 | 0.16 | 4 |
| 6 | 57 | 6.9 | 59 | 7.3 | 0.16 | 3.24 |
| 7 | 62 | 7.9 | 58 | 7.1 | 0.6400000 | 2.56 |
| 8 | 70 | 9.5 | 63 | 8.1 | 1.96 | 6.76 |
| 9 | 75 | 10.5 | 60 | 7.5 | 9 | 4 |

| | | | | | | |
|---|---|---|---|---|---|---|
| | | | | | Sum d2 | Sum D2 |
| rp = | 0.6612890 | | | | 18.96 | 43.84 |
| | | | | | | |
| Herkov, 1996 | | 18 male | adolescent | sodomy | | |
| L | 65 | 8.5 | 56 | 6.7 | 3.24 | 1.44 |
| F | 55 | 6.5 | 73 | 10.1 | 12.96 | 21.16 |
| K | 47 | 4.9 | 44 | 4.3 | 0.3600000 | 1.44 |
| 1 | 70 | 9.5 | 77 | 10.9 | 1.96 | 29.16 |
| 2 | 57 | 6.9 | 72 | 9.9 | 9 | 19.36 |
| 3 | 52 | 5.9 | 58 | 7.1 | 1.44 | 2.56 |
| 4 | 62 | 7.9 | 67 | 8.9 | 1 | 11.56 |
| 6 | 57 | 6.9 | 73 | 10.1 | 10.24 | 21.16 |
| 7 | 62 | 7.9 | 66 | 8.7 | 0.6399999 | 10.24 |
| 8 | 70 | 9.5 | 73 | 10.1 | 0.36 | 21.16 |
| 9 | 75 | 10.5 | 65 | 8.5 | 4 | 9 |
| | | | | | | |
| | 37.368 | | | | Sum d2 | Sum D2 |
| rp = | 0.6256282 | | | | 45.2 | 148.24 |

| | | | | | | | | |
|---|---|---|---|---|---|---|---|---|
| | | | | | | | | |
| | | | | | | | | |
| | | | | | | | | |
| | | | | | | | | |
| | | | | | | | | |
| | | | | | | | | |
| | | | | | | | | |
| | | | | | | | | |
| | | | | | | | | |
| | | | | | | | | |
| | | | | | | | | |
| | | | | | | | | |
| | | | | | | | | |
| | | | | | | | | |
| | | | | | | | | |
| | | | | | | | | |
| | | | | | | | | |
| | | | | | | | | |
| | | | | | | | | |
| | | | | | | | | |
| | | | | | | | | |
| | | | | | | | | |
| | | | | | | | | |
| | | | | | | | | |

| | | | | | | | | |
|---|---|---|---|---|---|---|---|---|
| Individual to group (rp) minus K | | | 12 scales | | | | | Minus L,K, |
| Need .521 | | | | | | | | |
| open | | | | | | D2 | | Monnier, |
| L | 65 | 8.5 | 0 | -4.5 | 169 | 100 | | |
| F | 55 | 6.5 | 0 | -4.5 | 121 | 100 | | |
| 1 | 70 | 9.5 | 0 | -4.5 | 196 | 100 | | F |
| 2 | 57 | 6.9 | 0 | -4.5 | 129.96 | 100 | | 1 |
| 3 | 52 | 5.9 | 0 | -4.5 | 108.16 | 100 | | 2 |
| 4 | 62 | 7.9 | 0 | -4.5 | 153.76 | 100 | | 3 |
| 5 | 48 | 5.1 | 0 | -4.5 | 92.16 | 100 | | 4 |
| 6 | 57 | 6.9 | 0 | -4.5 | 129.96 | 100 | | 6 |
| 7 | 62 | 7.9 | 0 | -4.5 | 153.76 | 100 | | 7 |
| 8 | 70 | 9.5 | 0 | -4.5 | 196 | 100 | | 8 |
| 9 | 75 | 10.5 | 0 | -4.5 | 225 | 100 | | |
| 0 | 59 | 7.3 | 0 | -4.5 | 139.24 | 100 | | |
| | | | | | | | | |
| | | | | | | | | |
| | 45.36 | | | | Sum d2 | Sum D2 | | |
| rp = | -0.1858689 | | | | 1814 | 1200 | | rp = |
| | | | | | | | | |
| open | | | | | | D2 | | Monnier, |
| L | 65 | 8.5 | 0 | -4.5 | 169 | 100 | | |
| F | 55 | 6.5 | 0 | -4.5 | 121 | 100 | | |
| 1 | 70 | 9.5 | 0 | -4.5 | 196 | 100 | | F |
| 2 | 57 | 6.9 | 0 | -4.5 | 129.96 | 100 | | 1 |
| 3 | 52 | 5.9 | 0 | -4.5 | 108.16 | 100 | | 2 |
| 4 | 62 | 7.9 | 0 | -4.5 | 153.76 | 100 | | 3 |
| 5 | 48 | 5.1 | 0 | -4.5 | 92.16 | 100 | | 4 |
| 6 | 57 | 6.9 | 0 | -4.5 | 129.96 | 100 | | 6 |
| 7 | 62 | 7.9 | 0 | -4.5 | 153.76 | 100 | | 7 |
| 8 | 70 | 9.5 | 0 | -4.5 | 196 | 100 | | 8 |
| 9 | 75 | 10.5 | 0 | -4.5 | 225 | 100 | | |
| 0 | 59 | 7.3 | 0 | -4.5 | 139.24 | 100 | | |
| | | | | | | | | |
| | | | | | | | | |
| | 45.36 | | | | Sum d2 | Sum D2 | | |
| rp = | -0.1858689 | | | | 1814 | 1200 | | rp = |
| | | | | | | | | |
| open | | | | | | D2 | | |
| L | 65 | 8.5 | 0 | -4.5 | 169 | 100 | | |
| F | 55 | 6.5 | 0 | -4.5 | 121 | 100 | | |
| 1 | 70 | 9.5 | 0 | -4.5 | 196 | 100 | | |
| 2 | 57 | 6.9 | 0 | -4.5 | 129.96 | 100 | | |
| 3 | 52 | 5.9 | 0 | -4.5 | 108.16 | 100 | | |
| 4 | 62 | 7.9 | 0 | -4.5 | 153.76 | 100 | | |
| 5 | 48 | 5.1 | 0 | -4.5 | 92.16 | 100 | | |

| | | | | | | | | |
|---|---|---|---|---|---|---|---|---|
| 6 | 57 | 6.9 | 0 | -4.5 | 129.96 | 100 | | |
| 7 | 62 | 7.9 | 0 | -4.5 | 153.76 | 100 | | |
| 8 | 70 | 9.5 | 0 | -4.5 | 196 | 100 | | |
| 9 | 75 | 10.5 | 0 | -4.5 | 225 | 100 | | |
| 0 | 59 | 7.3 | 0 | -4.5 | 139.24 | 100 | | |
| | | | | | | | | |
| | | | | | | | | |
| | 45.36 | | | | Sum d2 | Sum D2 | | |
| rp = | -0.1858689 | | | | 1814 | 1200 | | |

| | | | | | | | | |
|---|---|---|---|---|---|---|---|---|
| | | | | | | | | |
| | | | | | | | | |
| | | | | | | | | |
| | | | | | | | | |
| | | | | | | | | |
| | | | | | | | | |
| | | | | | | | | |
| | | | | | | | | |
| | | | | | | | | |
| | | | | | | | | |
| | | | | | | | | |
| | | | | | | | | |
| | | | | | | | | |
| | | | | | | | | |
| | | | | | | | | |
| | | | | | | | | |
| | | | | | | | | |
| | | | | | | | | |
| | | | | | | | | |
| | | | | | | | | |
| | | | | | | | | |
| | | | | | | | | |
| | | | | | | | | |
| | | | | | | | | |

| | | | | | | | | |
|---|---|---|---|---|---|---|---|---|
| , 5,9,0 | 8 scales | need .634 | | | | | Individual to group (rp) | |
| | | | | | | | Need .521 | |
| 2002 | 71 white | combat- | PTSD | | | | Kucharski, 2002 | |
| | | | | | | | F | 55 |
| | | | | | | | K | 47 |
| 55 | 6.5 | 92 | 13.9 | 54.76 | 70.56 | | 1 | 70 |
| 70 | 9.5 | 77 | 10.9 | 1.96 | 29.16 | | 2 | 57 |
| 57 | 6.9 | 83 | 12.1 | 27.04 | 43.56 | | 3 | 52 |
| 52 | 5.9 | 74 | 10.3 | 19.36 | 23.04 | | 4 | 62 |
| 62 | 7.9 | 72 | 9.9 | 4 | 19.36 | | 5 | 48 |
| 57 | 6.9 | 79 | 11.3 | 19.36 | 33.64 | | 6 | 57 |
| 62 | 7.9 | 80 | 11.5 | 12.96 | 36 | | 7 | 62 |
| 70 | 9.5 | 87 | 12.9 | 11.56 | 54.76 | | 8 | 70 |
| | | | | | | | 9 | 75 |
| | | | | | | | 0 | 59 |
| | | | | | | | | |
| | | | | | | | | |
| 29.376 | | | | Sum d2 | Sum D2 | | | 45.36 |
| 0.3842464 | | | | 151 | 310.08 | | rp = | 0.5003724 |
| | | | | | | | | |
| 2002 | 40 African | American | PTSD | | | | Kucharski, 2002 | |
| | | | | | | | F | 55 |
| | | | | | | | K | 47 |
| 55 | 6.5 | 95 | 14.5 | 64 | 81 | | 1 | 70 |
| 70 | 9.5 | 79 | 11.3 | 3.24 | 33.64 | | 2 | 57 |
| 57 | 6.9 | 81 | 11.7 | 23.04 | 38.44 | | 3 | 52 |
| 52 | 5.9 | 76 | 10.7 | 23.04 | 27.04 | | 4 | 62 |
| 62 | 7.9 | 72 | 9.9 | 4 | 19.36 | | 5 | 48 |
| 57 | 6.9 | 86 | 12.7 | 33.64 | 51.84 | | 6 | 57 |
| 62 | 7.9 | 81 | 11.7 | 14.44 | 38.44 | | 7 | 62 |
| 70 | 9.5 | 91 | 13.7 | 17.64 | 67.24 | | 8 | 70 |
| | | | | | | | 9 | 75 |
| | | | | | | | 0 | 59 |
| | | | | | | | | |
| | | | | | | | | |
| 29.376 | | | | Sum d2 | Sum D2 | | | 45.36 |
| 0.3570956 | | | | 183.04 | 357 | | rp = | 0.3084314 |
| | | | | | | | | |
| | | | | | | | Kucharski, 2002 | |
| | | | | | | | F | 55 |
| | | | | | | | K | 47 |
| | | | | | | | 1 | 70 |
| | | | | | | | 2 | 57 |
| | | | | | | | 3 | 52 |
| | | | | | | | 4 | 62 |
| | | | | | | | 5 | 48 |

| | | | | | | | | |
|---|---|---|---|---|---|---|---|---|
| | | | | | | | 6 | 57 |
| | | | | | | | 7 | 62 |
| | | | | | | | 8 | 70 |
| | | | | | | | 9 | 75 |
| | | | | | | | 0 | 59 |
| | | | | | | | | |
| | | | | | | | | |
| | | | | | | | | 45.36 |
| | | | | | | | rp = | 0.3106076 |
| | | | | | | | | |
| | | | | | | | Kucharski, 2002 | |
| | | | | | | | F | 55 |
| | | | | | | | K | 47 |
| | | | | | | | 1 | 70 |
| | | | | | | | 2 | 57 |
| | | | | | | | 3 | 52 |
| | | | | | | | 4 | 62 |
| | | | | | | | 5 | 48 |
| | | | | | | | 6 | 57 |
| | | | | | | | 7 | 62 |
| | | | | | | | 8 | 70 |
| | | | | | | | 9 | 75 |
| | | | | | | | 0 | 59 |
| | | | | | | | | |
| | | | | | | | | |
| | | | | | | | | 45.36 |
| | | | | | | | rp = | 0.3248694 |
| | | | | | | | | |
| | | | | | | | Kucharski, 2002 | |
| | | | | | | | F | 55 |
| | | | | | | | K | 47 |
| | | | | | | | 1 | 70 |
| | | | | | | | 2 | 57 |
| | | | | | | | 3 | 52 |
| | | | | | | | 4 | 62 |
| | | | | | | | 5 | 48 |
| | | | | | | | 6 | 57 |
| | | | | | | | 7 | 62 |
| | | | | | | | 8 | 70 |
| | | | | | | | 9 | 75 |
| | | | | | | | 0 | 59 |
| | | | | | | | | |
| | | | | | | | | |
| | | | | | | | | 45.36 |
| | | | | | | | rp = | 0.4988664 |

| | | | | | | | | |
|---|---|---|---|---|---|---|---|---|
| | | | | | | | | |
| | | | | | | | | |
| | | | | | | | | |
| | | | | | | | | |
| | | | | | | | | |
| | | | | | | | | |
| | | | | | | | | |
| | | | | | | | | |
| | | | | | | | | |
| | | | | | | | | |
| | | | | | | | | |
| | | | | | | | | |
| | | | | | | | | |
| | | | | | | | | |
| | | | | | | | | |
| | | | | | | | | |
| | | | | | | | | |
| | | | | | | | | |
| | | | | | | | | |
| | | | | | | | | |
| | | | | | | | | |
| | | | | | | | | |
| | | | | | | | | |
| | | | | | | | | |

| | | | | | | | | |
|---|---|---|---|---|---|---|---|---|
| | 12 scales | | | | | Minus L,F,K | K, 5,0 | 8 scales |
| | | | | | | | | |
| 30 males | federal inm | ates H | | D2 | | Lucenko, | 2000 | 21 females |
| 6.5 | 65.33 | 8.566 | 4.268356 | 9.4003559 | | | | |
| 4.9 | 47.5 | 5 | 0.0099999 | 0.25 | | | | |
| 9.5 | 57.9 | 7.08 | 5.8564 | 2.4964 | | 1 | 70 | 9.5 |
| 6.9 | 59.6 | 7.42 | 0.2704 | 3.6864 | | 2 | 57 | 6.9 |
| 5.9 | 53.93 | 6.286 | 0.1489959 | 0.6177959 | | 3 | 52 | 5.9 |
| 7.9 | 63.37 | 8.174 | 0.0750759 | 7.150276 | | 4 | 62 | 7.9 |
| 5.1 | 50.47 | 5.594 | 0.244036 | 0.0088359 | | 6 | 57 | 6.9 |
| 6.9 | 61.3 | 7.76 | 0.7395999 | 5.1076 | | 7 | 62 | 7.9 |
| 7.9 | 60.93 | 7.686 | 0.0457960 | 4.778596 | | 8 | 70 | 9.5 |
| 9.5 | 61.17 | 7.734 | 3.118756 | 4.990756 | | 9 | 75 | 10.5 |
| 10.5 | 57.23 | 6.946 | 12.630916 | 2.090916 | | | | |
| 7.3 | 53.2 | 6.14 | 1.3456 | 0.4096000 | | | | |
| | | | | | | | | |
| | | | | | | | | |
| | | | Sum d2 | Sum D2 | | | 29.376 | |
| | | | 28.753932 | 40.987532 | | rp = | 0.4476465 | |
| | | | | | | | | |
| 30 males | federal inm | ates FMI | | D2 | | Lucenko, | 2000 | 44 females |
| 6.5 | 118.93 | 19.286 | 163.48179 | 190.05379 | | | | |
| 4.9 | 40.53 | 3.606 | 1.674436 | 3.587236 | | | | |
| 9.5 | 69 | 9.3 | 0.0399999 | 14.44 | | 1 | 70 | 9.5 |
| 6.9 | 67.67 | 9.034 | 4.553956 | 12.489156 | | 2 | 57 | 6.9 |
| 5.9 | 63.3 | 8.16 | 5.1076 | 7.0756 | | 3 | 52 | 5.9 |
| 7.9 | 81.63 | 11.826 | 15.413476 | 40.018276 | | 4 | 62 | 7.9 |
| 5.1 | 49.93 | 5.486 | 0.148996 | 0.0001960 | | 6 | 57 | 6.9 |
| 6.9 | 98 | 15.1 | 67.24 | 92.16 | | 7 | 62 | 7.9 |
| 7.9 | 75.4 | 10.58 | 7.1824000 | 25.8064 | | 8 | 70 | 9.5 |
| 9.5 | 104.67 | 16.434 | 48.080356 | 119.55235 | | 9 | 75 | 10.5 |
| 10.5 | 80.47 | 11.594 | 1.196836 | 37.136836 | | | | |
| 7.3 | 66.47 | 8.794 | 2.232036 | 10.850436 | | | | |
| | | | | | | | | |
| | | | | | | | | |
| | | | Sum d2 | Sum D2 | | | 29.376 | |
| | | | 316.35188 | 553.17028 | | rp = | 0.5013259 | |
| | | | | | | | | |
| 30 males | federal inm | ates faking | Schizoph | D2 | | Lucenko, | 2000 | 42 females |
| 6.5 | 113.4 | 18.18 | 136.4224 | 160.7824 | | | | |
| 4.9 | 40.57 | 3.614 | 1.653796 | 3.556996 | | | | |
| 9.5 | 73.03 | 10.106 | 0.367236 | 21.215236 | | 1 | 70 | 9.5 |
| 6.9 | 72.9 | 10.08 | 10.1124 | 20.9764 | | 2 | 57 | 6.9 |
| 5.9 | 67.73 | 9.046 | 9.8973160 | 12.574116 | | 3 | 52 | 5.9 |
| 7.9 | 79.07 | 11.314 | 11.655396 | 33.802596 | | 4 | 62 | 7.9 |
| 5.1 | 54.53 | 6.406 | 1.705636 | 0.8208360 | | 6 | 57 | 6.9 |

| | | | | | | | | |
|---|---|---|---|---|---|---|---|---|
| 6.9 | 102.07 | 15.914 | 81.252196 | 108.45139 | | 7 | 62 | 7.9 |
| 7.9 | 81.87 | 11.874 | 15.792676 | 40.627876 | | 8 | 70 | 9.5 |
| 9.5 | 104.63 | 16.426 | 47.969476 | 119.37747 | | 9 | 75 | 10.5 |
| 10.5 | 76.53 | 10.806 | 0.09363600 | 28.153636 | | | | |
| 7.3 | 69.93 | 9.486 | 4.778596 | 15.888196 | | | | |
| | | | | | | | | |
| | | | | | | | | |
| | | | Sum d2 | Sum D2 | | | 29.376 | |
| | | | 321.70076 | 566.22716 | | rp = | 0.45523210 | |
| | | | | | | | | |
| 30 males | federal inm | ates suspe | cted Ms | D2 | | Lucenko, | 2000 | 34 females |
| 6.5 | 105.97 | 16.694 | 103.91763 | 125.30563 | | | | |
| 4.9 | 41.87 | 3.874 | 1.052676 | 2.643876 | | | | |
| 9.5 | 72.97 | 10.094 | 0.35283599 | 21.104836 | | 1 | 70 | 9.5 |
| 6.9 | 77.9 | 11.08 | 17.4724 | 31.1364 | | 2 | 57 | 6.9 |
| 5.9 | 71 | 9.7 | 14.44 | 17.64 | | 3 | 52 | 5.9 |
| 7.9 | 75.57 | 10.614 | 7.36579599 | 26.152996 | | 4 | 62 | 7.9 |
| 5.1 | 53.73 | 6.246 | 1.313316 | 0.55651599 | | 6 | 57 | 6.9 |
| 6.9 | 96.17 | 14.734 | 61.371556 | 85.266756 | | 7 | 62 | 7.9 |
| 7.9 | 80.63 | 11.626 | 13.883076 | 37.527876 | | 8 | 70 | 9.5 |
| 9.5 | 96.26 | 14.752 | 27.583504 | 85.599504 | | 9 | 75 | 10.5 |
| 10.5 | 65.8 | 8.66 | 3.3856 | 9.9856 | | | | |
| 7.3 | 66.8 | 8.86 | 2.4336 | 11.2896 | | | | |
| | | | | | | | | |
| | | | | | | | | |
| | | | Sum d2 | Sum D2 | | | 29.376 | |
| | | | 254.57199 | 454.20959 | | rp = | 0.51133687 | |
| | | | | | | | | |
| 30 males | federal inm | ates BFMI | | D2 | | | | |
| 6.5 | 78.48 | 11.196 | 22.052416 | 32.444416 | | | | |
| 4.9 | 45.63 | 4.626 | 0.075076 | 0.76387599 | | | | |
| 9.5 | 64.93 | 8.486 | 1.028196 | 8.916196 | | | | |
| 6.9 | 71.73 | 9.846 | 8.678916 | 18.887716 | | | | |
| 5.9 | 62.93 | 8.086 | 4.778596 | 6.687396 | | | | |
| 7.9 | 68.46 | 9.192 | 1.66926399 | 13.630864 | | | | |
| 5.1 | 52.43 | 5.986 | 0.784996 | 0.236196 | | | | |
| 6.9 | 76.9 | 10.88 | 15.8404 | 28.9444 | | | | |
| 7.9 | 68.67 | 9.234 | 1.779556 | 13.942756 | | | | |
| 9.5 | 76.37 | 10.774 | 1.623076 | 27.815076 | | | | |
| 10.5 | 59.03 | 7.306 | 10.201636 | 3.261636 | | | | |
| 7.3 | 60.27 | 7.554 | 0.06451600 | 4.218916 | | | | |
| | | | | | | | | |
| | | | | | | | | |
| | | | Sum d2 | Sum D2 | | | | |
| | | | 68.576644 | 159.74944 | | | | |

| | | | | | | | | |
|---|---|---|---|---|---|---|---|---|
| | | | | | | | | |
| | | | | | | | | |
| | | | | | | | | |
| | | | | | | | | |
| | | | | | | | | |
| | | | | | | | | |
| | | | | | | | | |
| | | | | | | | | |
| | | | | | | | | |
| | | | | | | | | |
| | | | | | | | | |
| | | | | | | | | |
| | | | | | | | | |
| | | | | | | | | |
| | | | | | | | | |
| | | | | | | | | |
| | | | | | | | | |
| | | | | | | | | |
| | | | | | | | | |
| | | | | | | | | |
| | | | | | | | | |
| | | | | | | | | |
| | | | | | | | | |

| | | | | | | | | |
|---|---|---|---|---|---|---|---|---|
| need .634 | | | | | Individual to group (rp) minus Pa | | | 12 scales |
| | | | | | Need .521 | | | |
| with CSA. | br1be only | | #330.1 | | Van Natta | 2004 | 15 males | non-violent |
| | | | | | L | 65 | 8.5 | 62.3 |
| | | | | | F | 55 | 6.5 | 74.5 |
| 70.71 | 9.642 | 0.02016399 | 17.156164 | | K | 47 | 4.9 | 44.7 |
| 79.14 | 11.328 | 19.607184 | 33.965584 | | 1 | 70 | 9.5 | 71.9 |
| 71.1 | 9.72 | 14.5924 | 17.8084 | | 2 | 57 | 6.9 | 62.7 |
| 78.86 | 11.272 | 11.370384 | 33.315984 | | 3 | 52 | 5.9 | 53.4 |
| 80.19 | 11.538 | 21.511044 | 36.457444 | | 4 | 62 | 7.9 | 81 |
| 81.57 | 11.814 | 15.319396 | 39.866596 | | 5 | 48 | 5.1 | 53.9 |
| 87.76 | 13.052 | 12.616704 | 57.032704 | | 7 | 62 | 7.9 | 86 |
| 60.95 | 7.69 | 7.8961 | 4.7961 | | 8 | 70 | 9.5 | 89.7 |
| | | | | | 9 | 75 | 10.5 | 68.8 |
| | | | | | 0 | 59 | 7.3 | 57.7 |
| | | | | | | | | |
| | | | | | | | | |
| | | Sum d2 | Sum D2 | | | 45.36 | | |
| | | 102.93337 | 240.39897 | | rp = | 0.5770590 | | |
| | | | | | | | | |
| with CSA. | force only | | #330.2 | | Van Natta | 2004 | 15 males | violent |
| | | | | | L | 65 | 8.5 | 55.8 |
| | | | | | F | 55 | 6.5 | 73.7 |
| 69.36 | 9.372 | 0.016384 | 14.992384 | | K | 47 | 4.9 | 40 |
| 75.75 | 10.65 | 14.0625 | 26.5225 | | 1 | 70 | 9.5 | 69.1 |
| 68.75 | 9.25 | 11.2225 | 14.0625 | | 2 | 57 | 6.9 | 56.3 |
| 76.57 | 10.814 | 8.49139599 | 28.238596 | | 3 | 52 | 5.9 | 55.7 |
| 72.64 | 10.028 | 9.784384 | 20.502784 | | 4 | 62 | 7.9 | 69.3 |
| 73.3 | 10.16 | 5.1076 | 21.7156 | | 5 | 48 | 5.1 | 49.3 |
| 81.2 | 11.74 | 5.0176 | 38.9376 | | 7 | 62 | 7.9 | 86.1 |
| 57.91 | 7.082 | 11.682724 | 2.502724 | | 8 | 70 | 9.5 | 88.1 |
| | | | | | 9 | 75 | 10.5 | 68.5 |
| | | | | | 0 | 59 | 7.3 | 57.3 |
| | | | | | | | | |
| | | | | | | | | |
| | | Sum d2 | Sum D2 | | | 45.36 | | |
| | | 65.385088 | 167.47468 | | rp = | 0.5869647 | | |
| | | | | | | | | |
| with CSA. | bribe + for | rce | #330.3 | | Guez | 2005 | 19 whiplas | h pain |
| | | | | | L | 65 | 8.5 | 59.63 |
| | | | | | F | 55 | 6.5 | 55.47 |
| 71.05 | 9.71 | 0.04409999 | 17.7241 | | 1 | 47 | 4.9 | 81.47 |
| 77.52 | 11.004 | 16.842816 | 30.294016 | | 2 | 70 | 9.5 | 68.05 |
| 71.95 | 9.89 | 15.9201 | 19.2721 | | 3 | 57 | 6.9 | 81.21 |
| 79.74 | 11.448 | 12.588304 | 35.378704 | | 4 | 52 | 5.9 | 53.58 |
| 80.38 | 11.576 | 21.864976 | 36.917776 | | 5 | 62 | 7.9 | 48.21 |

| | | | | | | | | |
|---|---|---|---|---|---|---|---|---|
| 76.52 | 10.804 | 8.43321599 | 28.132416 | | 6 | 48 | 5.1 | 57.37 |
| 83.45 | 12.19 | 7.23610000 | 44.7561 | | 7 | 62 | 7.9 | 58.95 |
| 59.93 | 7.486 | 9.084196 | 3.944196 | | 8 | 70 | 9.5 | 61.26 |
| | | | | | 9 | 75 | 10.5 | 53.11 |
| | | | | | 0 | 59 | 7.3 | 47.58 |
| | | | | | | | | |
| | | | | | | | | |
| | | Sum d2 | Sum D2 | | | 45.36 | | |
| | | 92.013808 | 216.41940 | | rp = | 0.1595671 | | |
| | | | | | | | | |
| with CSA. | no bribe, | no force | #330.4 | | Guez | 2005 | 21 NT pain | |
| | | | | | L | 65 | 8.5 | 61.48 |
| | | | | | F | 55 | 6.5 | 49.33 |
| 61.62 | 7.824 | 2.808976 | 5.400976 | | 1 | 47 | 4.9 | 71.76 |
| 69.65 | 9.43 | 6.40090000 | 15.4449 | | 2 | 70 | 9.5 | 57.33 |
| 61.62 | 7.824 | 3.701776 | 5.400976 | | 3 | 57 | 6.9 | 66.48 |
| 70.24 | 9.548 | 2.71590399 | 16.386304 | | 4 | 52 | 5.9 | 47.9 |
| 64.74 | 8.448 | 2.39630399 | 8.69070399 | | 5 | 62 | 7.9 | 53.43 |
| 67.59 | 9.018 | 1.249924 | 12.376324 | | 6 | 48 | 5.1 | 50.19 |
| 69.5 | 9.4 | 0.00999999 | 15.21 | | 7 | 62 | 7.9 | 47.43 |
| 54.97 | 6.494 | 16.048036 | 0.988036 | | 8 | 70 | 9.5 | 50.38 |
| | | | | | 9 | 75 | 10.5 | 47.57 |
| | | | | | 0 | 59 | 7.3 | 44.9 |
| | | | | | | | | |
| | | | | | | | | |
| | | Sum d2 | Sum D2 | | | 45.36 | | |
| | | 35.33182 | 79.89822 | | rp = | -0.0923829 | | |

| | | | | | | | | |
|---|---|---|---|---|---|---|---|---|
| | | | | | | | | |
| | | | | | | | | |
| | | | | | | | | |
| | | | | | | | | |
| | | | | | | | | |
| | | | | | | | | |
| | | | | | | | | |
| | | | | | | | | |
| | | | | | | | | |
| | | | | | | | | |
| | | | | | | | | |
| | | | | | | | | |
| | | | | | | | | |
| | | | | | | | | |
| | | | | | | | | |
| | | | | | | | | |
| | | | | | | | | |
| | | | | | | | | |
| | | | | | | | | |
| | | | | | | | | |
| | | | | | | | | |
| | | | | | | | | |
| | | | | | | | | |

| | | | | | | | | |
|---|---|---|---|---|---|---|---|---|
| | | | | 0 | Aamodt | 1998 | **-0.035** | need .501 |
| | | | | 0.1 | Aamodt | 1998 | **0.461** | need .501 |
| psychiatric | c patients | #511.7 | | 1 | Albrecht | 1994 | **0.306** | need .501 |
| 7.96 | 0.29160000 | 6.0516 | | 1.1 | Alexy | 1999 | **0.11** | need .501 |
| 10.4 | 15.21 | 24.01 | | 1.2 | Alexy | 1999 | **0.038** | need .501 |
| 4.44 | 0.2116 | 1.1236 | | 2 | Allen | 1995 | **0.345** | need .501 |
| 9.88 | 0.14440000 | 19.1844 | | 3 | Alterman | 1985 | **0.299** | need .501 |
| 8.04 | 1.2996 | 6.4516 | | 4 | Alterman | 1985 | **0.052** | need .501 |
| 6.18 | 0.07839999 | 0.4624 | | 5 | Andersen | 1950 | **0.151** | need .501 |
| 11.7 | 14.44 | 38.44 | | 6 | Andersen | 1950 | **0.463** | need .501 |
| 6.28 | 1.3924 | 0.60839999 | | 7 | Anderson | 1983 | **0.063** | need .501 |
| 12.7 | 23.04 | 51.84 | | 8 | Anderson | 1983 | **0.244** | need .501 |
| 13.44 | 15.5236 | 63.0436 | | 9 | Anderson | 1983 | **0.143** | need .501 |
| 9.26 | 1.5376 | 14.1376 | | 10 | Anderson | 1983 | **0.509** | need .501 |
| 7.04 | 0.06759999 | 2.3716 | | 11 | Anderson | 1983 | **0.411** | need .501 |
| | | | | 12 | Anthony | 1971 | **0.423** | need .501 |
| | | | | 12.1 | Arbisi | 2004 | **0.277** | need .521 |
| | Sum d2 | Sum D2 | | 12.2 | Arbisi | 2004 | **0.396** | need .521 |
| | 73.2368 | 227.7248 | | 12.3 | Arbisi | 2002 | **0.463** | need .521 |
| | | | | 12.4 | Arbisi | 2002 | **0.476** | need .521 |
| psychiatric | patients | #511.8 | | 12.5 | Arbisi | 2002 | **0.478** | need .521 |
| 6.66 | 3.3856 | 1.3456 | | 12.6 | Arbisi | 2002 | **0.466** | need .521 |
| 10.24 | 13.9876 | 22.4676 | | 13 | Armentrout | 1978 | **0.462** | need .501 |
| 3.5 | 1.96 | 4 | | 14 | Armentrout | 1978 | **0.459** | need .501 |
| 9.32 | 0.03240000 | 14.5924 | | 15 | Armentrout | 1978 | **0.494** | need .501 |
| 6.76 | 0.01960000 | 1.5876 | | 16 | Armstrong | 1997 | **0.405** | need .501 |
| 6.64 | 0.5476 | 1.2996 | | 17 | Ashlock | 1987 | **0.361** | need .501 |
| 9.36 | 2.1316 | 14.8996 | | 18 | Ashlock | 1987 | **0.287** | need .501 |
| 5.36 | 0.06759999 | 0.01960000 | | 19 | Axelrod | 2002 | **0.371** | need .501 |
| 12.72 | 23.2324 | 52.1284 | | 20 | Axelrod | 2002 | **0.486** | need .501 |
| 13.12 | 13.1044 | 58.0644 | | 21 | Bachna | 1998 | **0.388** | need .501 |
| 9.2 | 1.69 | 13.69 | | 22 | Baer | 1995 | **-0.07** | need .521 |
| 6.96 | 0.11560000 | 2.1316 | | 23 | Baer | 1995 | **-0.191** | need .521 |
| | | | | 24 | Bagby | 1994 | **0.305** | need .501 |
| | | | | 25 | Bagby | 1994 | **-0.195** | need .501 |
| | Sum d2 | Sum D2 | | 26 | Bagby | 1994 | **0.333** | need .501 |
| | 60.2744 | 186.2264 | | 27 | Bagby | 1994 | **0.461** | need .501 |
| | | | | 28 | Bagby | 1997 | **0.371** | need .600 |
| | | #226.2 | | 29 | Bagby | 1997 | **0.352** | need .600 |
| 7.426 | 1.153476 | 3.709476 | | 30 | Bagby | 1997 | **0.411** | need .600 |
| 6.594 | 0.00883599 | 1.196836 | | 31 | Bagby | 1997 | **0.512** | need .600 |
| 11.794 | 47.527236 | 39.614436 | | 31.1 | Bagby | 1999 | **-0.162** | need .501 |
| 9.11 | 0.1521 | 13.0321 | | 31.2 | Bagby | 1999 | **-0.135** | need .501 |
| 11.742 | 23.444964 | 38.962564 | | 32 | Bagby | 2002 | **0.498** | need .600 |
| 6.216 | 0.09985599 | 0.51265599 | | 33 | Bagby | 2002 | **0.371** | need .600 |
| 5.142 | 7.606564 | 0.128164 | | 34 | Bagby | 2002 | **0.434** | need .600 |

| | | | | | | | | |
|---|---|---|---|---|---|---|---|---|
| 6.974 | 3.511876 | 2.172676 | | 34.01 | Bagby | 2002 | **0.321** | need .570 |
| 7.29 | 0.3720999 | 3.2041 | | 34.02 | Bagby | 2002 | **0.364** | need .570 |
| 7.752 | 3.055504 | 5.071504 | | 34.03 | Bagby | 2000 | **0.293** | need .600 |
| 6.122 | 19.166884 | 0.386884 | | 34.1 | Bain | 1983 | **0.158** | need .501 |
| 5.016 | 5.216656 | 0.234256 | | 34.2 | Bain | 1983 | **-0.054** | need .501 |
| | | | | 34.3 | Bain | 1983 | **-0.036** | need .501 |
| | | | | 34.4 | Bain | 1983 | **-0.012** | need .501 |
| | Sum d2 | Sum D2 | | 34.5 | Bain | 1983 | **-0.115** | need .501 |
| | 111.316052 | 108.22565 | | 34.6 | Bain | 1983 | **0.649** | need .501 |
| | | | | 34.7 | Bain | 1983 | **0.527** | need .501 |
| | | #226.3 | | 34.8 | Bain | 1983 | **0.235** | need .501 |
| 7.796 | 0.4956160 | 5.271616 | | 34.9 | Bain | 1983 | **0.15** | need .501 |
| 5.366 | 1.285956 | 0.0179560 | | 34.11 | Bain | 1983 | **-0.108** | need .501 |
| 9.852 | 24.522304 | 18.939904 | | 34.12 | Bain | 1983 | **-0.005** | need .501 |
| 6.966 | 6.421156 | 2.149156 | | 34.13 | Bain | 1983 | **0.365** | need .501 |
| 8.796 | 3.594816 | 10.863616 | | 34.14 | Bain | 1983 | **0.506** | need .501 |
| 5.08 | 0.6724 | 0.1764 | | 34.15 | Bain | 1983 | **-0.132** | need .501 |
| 6.186 | 2.937796 | 0.470596 | | 34.16 | Bain | 1983 | **0.009** | need .501 |
| 5.538 | 0.191844 | 0.0014439 | | 34.17 | Bain | 1983 | **0.556** | need .501 |
| 4.986 | 8.491396 | 0.264196 | | 34.18 | Bain | 1983 | **0.5** | need .501 |
| 5.576 | 15.397776 | 0.0057760 | | 34.19 | Bain | 1983 | **-0.205** | need .501 |
| 5.014 | 30.096196 | 0.236196 | | 34.21 | Bain | 1983 | **-0.23** | need .501 |
| 4.48 | 7.9524 | 1.0404 | | 34.22 | Bain | 1983 | **0.28** | need .501 |
| | | | | 34.23 | Bain | 1983 | **0.417** | need .501 |
| | | | | 34.24 | Bain | 1983 | **0.271** | need .501 |
| | Sum d2 | Sum D2 | | 34.25 | Bain | 1983 | **0.405** | need .501 |
| | 102.05965 | 39.437256 | | 35 | Bagby | 2002 | **-0.301** | need .600 |
| | | | | 35.1 | Bathurst | 1997 | **-0.317** | need .501 |
| | | | | 35.2 | Bathurst | 1997 | **-0.296** | need .501 |
| | | | | 36 | Ben-Porath | 2000 | **0.466** | need .501 |
| | | | | 37 | Ben-Porath | 2000 | **0.416** | need .501 |
| | | | | 38 | Ben-Porath | 2000 | **0.407** | need .501 |
| | | | | 39 | Ben-Porath | 2000 | **0.406** | need .501 |
| | | | | 39.01 | Ben-Porath | 1995 | **0.514** | need .501 |
| | | | | 39.02 | Ben-Porath | 2000 | **0.59** | need .501 |
| | | | | 39.1 | Bernard | 1984 | **0.446** | need .501 |
| | | | | 40 | Berry | 2001 | **0.339** | need .570 |
| | | | | 41 | Berry | 2001 | **0.325** | need .570 |
| | | | | 42 | Berry | 2001 | **0.282** | need .570 |
| | | | | 43 | Berry | 2001 | **0.389** | need .570 |
| | | | | 44 | Berry | 1995 | **0.165** | need .521 |
| | | | | 45 | Berry | 1995 | **0.284** | need .521 |
| | | | | 46 | Berry | 1995 | **0.469** | need .521 |
| | | | | 47 | Berry | 1995 | **0.34** | need .521 |
| | | | | | | | | |

| | | | | | | | | |
|---|---|---|---|---|---|---|---|---|
| | | | | | | | | |
| | | | | | | | | |
| | | | | 48 | Binder | 2000 | **0.554** | need .501 |
| | | | | 49 | Binder | 2000 | **0.54** | need .501 |
| | | | | 50 | Binder | 2000 | **0.405** | need .501 |
| | | | | 51 | Binder | 2000 | **-0.313** | need .501 |
| | | | | 52 | Biro | 1992 | **0.32** | need .501 |
| | | | | 53 | Biro | 1992 | **0.34** | need .501 |
| | | | | 54 | Biro | 1992 | **0.372** | need .501 |
| | | | | 55 | Biro | 1992 | **0.423** | need .501 |
| | | | | 56 | Black | 1982 | **0.532** | need .521 |
| | | | | 57 | Black | 1982 | **0.49** | need .521 |
| | | | | 58 | Black | 1975 | **0.565** | need .501 |
| | | | | 59 | Black | 1975 | **0.298** | need .501 |
| | | | | 59.01 | Blanchard | 2003 | **0.293** | need .501 |
| | | | | 59.02 | Blanchard | 2003 | **0.251** | need .501 |
| | | | | 59.03 | Blanchard | 2003 | **0.468** | need .501 |
| | | | | 60 | Bowler | 1991 | **0.465** | need .501 |
| | | | | 61 | Bowler | 1998 | **0.451** | need .501 |
| | | | | 62 | Burton | 1988 | **0.45** | need .501 |
| | | | | 63 | Burton | 1988 | **0.285** | need .501 |
| | | | | 64 | Burton | 1988 | **0.429** | need .501 |
| | | | | 65 | Burton | 1988 | **0.448** | need .501 |
| | | | | 65.1 | Cabeen | 1961 | **0.318** | need .501 |
| | | | | 65.1 | Cabeen | 1961 | **0.293** | need .501 |
| | | | | 66 | Cannon | 1990 | **0.472** | need .501 |
| | | | | 67 | Cannon | 1990 | **0.53** | need .501 |
| | | | | 68 | Cannon | 1990 | **0.477** | need .501 |
| | | | | 69 | Canter | 1951 | **0.367** | need .521 |
| | | | | 70 | Canter | 1951 | **0.331** | need .521 |
| | | | | 71 | Carlin | 1992 | **0.318** | need .501 |
| | | | | 72 | Carlin | 1992 | **0.289** | need .501 |
| | | | | 73 | Carlin | 1992 | **0.364** | need .501 |
| | | | | 74 | Carlin | 1992 | **0.448** | need .501 |
| | | | | 75 | Castlebury | 1997 | **0.491** | need .521 |
| | | | | 76 | Castlebury | 1997 | **0.425** | need .521 |
| | | | | 77 | Castlebury | 1997 | **0.41** | need .521 |
| | | | | 78 | Castlebury | 1997 | **0.406** | need .521 |
| | | | | 79 | Castlebury | 1997 | **-0.213** | need .521 |
| | | | | 79.01 | Chaffin | 1992 | **0.237** | need .501 |
| | | | | 79.1 | Charles | 1999 | **0.148** | need .501 |
| | | | | 79.2 | Charles | 1999 | **0.44** | need .501 |
| | | | | 79.3 | Charles | 1999 | **0.407** | need .501 |
| | | | | 80 | Chervinsky | 1998 | **0.344** | need .501 |
| | | | | 80.1 | Clark | 2000 | **0.476** | need .501 |

| | | | | | | | | |
|---|---|---|---|---|---|---|---|---|
| | | | | 81 | Clopton | 1978 | **0.518** | need .501 |
| | | | | 82 | Clopton | 1978 | **0.416** | need .501 |
| | | | | 83 | Clopton | 1975 | **0.403** | need .501 |
| | | | | 83.01 | Cole | 1991 | **0.082** | need .501 |
| | | | | 83.02 | Cole | 1991 | **0.071** | need .501 |
| | | | | 83.03 | Cole | 1991 | **-0.281** | need .501 |
| | | | | 83.04 | Cole | 1991 | **0.185** | need .501 |
| | | | | 83.05 | Cole | 1991 | **0.491** | need .501 |
| | | | | 83.06 | Cole | 1991 | **0.526** | need .501 |
| | | | | 84 | Colotla | 2001 | **0.466** | need .570 |
| | | | | 85 | Colotla | 2001 | **0.465** | need .570 |
| | | | | 85.1 | Cragar | 2003 | **0.471** | need .501 |
| | | | | 85.2 | Cragar | 2003 | **0.51** | need .501 |
| | | | | 85.3 | Cragar | 2003 | **0.528** | need .501 |
| | | | | 86 | Craig | 1988 | **0.473** | need .501 |
| | | | | 87 | Craig | 1988 | **0.443** | need .501 |
| | | | | 87.01 | Cramer | 1995 | **0.331** | need .570 |
| | | | | 87.02 | Cramer | 1995 | **0.354** | need .570 |
| | | | | 87.03 | Cramer | 1995 | **0.406** | need .570 |
| | | | | 87.04 | Cramer | 1995 | **0.379** | need .570 |
| | | | | 87.1 | Crawford | 2006 | **0.271** | need .501 |
| | | | | 87.2 | Crawford | 2006 | **0.506** | need .501 |
| | | | | 88 | Cumella | 2000 | **0.4** | need .501 |
| | | | | 89 | Cumella | 2000 | **0.391** | need .501 |
| | | | | 90 | Cumella | 2000 | **0.396** | need .501 |
| | | | | 91 | Cumella | 2000 | **0.423** | need .501 |
| | | | | 92 | Cunninghai | 1993 | **0.481** | need .501 |
| | | | | 93 | Cunninghai | 1993 | **0.461** | need .501 |
| | | | | 93.1 | Davis | 1991 | **0.443** | need .501 |
| | | | | 93.2 | Davis | 1991 | **0.429** | need .501 |
| | | | | 94 | Deacon | 1996 | **0.445** | need .501 |
| | | | | 94.01 | Dearth | 2005 | **0.401** | need .570 |
| | | | | 94.02 | Dearth | 2005 | **0.665** | need .570 |
| | | | | 94.03 | Dearth | 2005 | **0.408** | need .570 |
| | | | | 94.04 | Dearth | 2005 | **-0.04** | need .570 |
| | | | | 94.1 | Demir | 2002 | **0.184** | need .501 |
| | | | | 94.2 | Demir | 2002 | **0.467** | need .501 |
| | | | | 94.3 | Denier | 1991 | **0.477** | need .501 |
| | | | | 94.4 | Denier | 1991 | **0.504** | need .501 |
| | | | | 95 | Derry | 1996 | **0.432** | need .521 |
| | | | | 96 | Derry | 1996 | **0.22** | need .521 |
| | | | | 97 | Derry | 2002 | **0.561** | need .570 |
| | | | | 98 | Derry | 2002 | **0.296** | need .570 |
| | | | | 99 | Derry | 2002 | **-0.456** | need .570 |
| | | | | 100 | Derry | 2002 | **-0.386** | need .570 |
| | | | | 101 | Dietvorst | 1979 | **0.071** | need .501 |

| | | | | | | | | |
|---|---|---|---|---|---|---|---|---|
| | | | | 102 | Dietvorst | 1979 | **0.239** | need .501 |
| | | | | 103 | Dietvorst | 1979 | **0.304** | need .501 |
| | | | | 103.01 | Domingo | 2001 | **0.572** | need .501 |
| | | | | 103.02 | Domingo | 2001 | **0.407** | need .501 |
| | | | | 104 | Donovan | 1998 | **0.503** | need .570 |
| | | | | 105 | Donovan | 1998 | **0.466** | need .570 |
| | | | | 106 | Donovan | 1998 | **0.616** | need .570 |
| | | | | 107 | Donovan | 1998 | **0.448** | need .570 |
| | | | | 108 | Donovan | 1998 | **0.601** | need .570 |
| | | | | 109 | Donovan | 1998 | **0.558** | need .570 |
| | | | | 110 | Donovan | 1998 | **0.67** | need .570 |
| | | | | 111 | Donovan | 1998 | **0.562** | need .570 |
| | | | | 112 | Downey | 1997 | **0.392** | need .501 |
| | | | | 113 | Downey | 1997 | **0.413** | need .501 |
| | | | | 113.01 | Edinger | 1979 | **0.423** | need .501 |
| | | | | 113.02 | Edinger | 1979 | **0.22** | need .501 |
| | | | | 113.03 | Edinger | 1979 | **0.46** | need .501 |
| | | | | 113.04 | Edinger | 1979 | **0.351** | need .501 |
| | | | | 113.05 | Edinger | 1979 | **0.336** | need .501 |
| | | | | 113.06 | Edinger | 1979 | **0.556** | need .501 |
| | | | | 113.07 | Edinger | 1979 | **0.434** | need .501 |
| | | | | 113.08 | Edinger | 1979 | **0.404** | need .501 |
| | | | | 113.09 | Edinger | 1979 | **0.281** | need .501 |
| | | | | 113.1 | Edinger | 1979 | **0.559** | need .501 |
| | | | | 113.11 | Edinger | 1979 | **0.406** | need .501 |
| | | | | 113.12 | Edinger | 1979 | **0.202** | need .501 |
| | | | | 113.13 | Edinger | 1979 | **0.473** | need .501 |
| | | | | 113.14 | Edinger | 1979 | **0.31** | need .501 |
| | | | | 113.15 | Edinger | 1979 | **0.511** | need .501 |
| | | | | 113.16 | Edinger | 1979 | **0.572** | need .501 |
| | | | | 113.17 | Edinger | 1979 | **0.412** | need .501 |
| | | | | 113.18 | Edinger | 1979 | **0.406** | need .501 |
| | | | | 113.19 | Edinger | 1979 | **0.261** | need .501 |
| | | | | 113.2 | Edinger | 1979 | **0.55** | need .501 |
| | | | | 113.21 | Edinger | 1979 | **0.444** | need .501 |
| | | | | 113.22 | Edinger | 1979 | **0.22** | need .501 |
| | | | | 113.23 | Edinger | 1979 | **0.491** | need .501 |
| | | | | 113.24 | Edinger | 1979 | **-0.086** | need .501 |
| | | | | 113.25 | Edinger | 1979 | **0.31** | need .501 |
| | | | | 113.26 | Edinger | 1979 | **0.582** | need .501 |
| | | | | 113.27 | Edinger | 1979 | **0.355** | need .501 |
| | | | | 113.28 | Edinger | 1979 | **0.445** | need .501 |
| | | | | 113.29 | Edinger | 1979 | **0.1** | need .501 |
| | | | | 113.3 | Edinger | 1979 | **0.346** | need .501 |
| | | | | 113.31 | Edinger | 1982 | **-0.016** | need .501 |

| | | | | | | | | |
|---|---|---|---|---|---|---|---|---|
| | | | | 113.32 | Edinger | 1982 | **-0.104** | need .501 |
| | | | | 113.33 | Edinger | 1982 | **-0.305** | need .501 |
| | | | | 113.34 | Edinger | 1982 | **-0.268** | need .501 |
| | | | | 113.35 | Edinger | 1982 | **0.515** | need .501 |
| | | | | 113.36 | Edinger | 1982 | **0.461** | need .501 |
| | | | | 113.37 | Edinger | 1982 | **0.118** | need .501 |
| | | | | 113.38 | Edinger | 1982 | **-0.047** | need .501 |
| | | | | 113.39 | Edinger | 1982 | **-0.112** | need .501 |
| | | | | 113.4 | Edinger | 1982 | **-0.204** | need .501 |
| | | | | 113.41 | Edinger | 1982 | **0.413** | need .501 |
| | | | | 113.42 | Edinger | 1982 | **0.487** | need .501 |
| | | | | 113.43 | Edinger | 1982 | **0.093** | need .501 |
| | | | | 113.44 | Edinger | 1982 | **-0.192** | need .501 |
| | | | | 113.45 | Edinger | 1982 | **0.454** | need .501 |
| | | | | 113.46 | Edinger | 1982 | **0.511** | need .501 |
| | | | | 113.47 | Edinger | 1982 | **-0.087** | need .501 |
| | | | | 113.48 | Edinger | 1982 | **-0.067** | need .501 |
| | | | | 113.49 | Edinger | 1982 | **0.304** | need .501 |
| | | | | 114 | Egeland | 1991 | **0.235** | need .501 |
| | | | | 115 | Elhai | 2000 | **0.282** | need .501 |
| | | | | 116 | Elhai | 2000 | **0.324** | need .501 |
| | | | | 116.1 | Elhai | 2001 | **0.537** | need .501 |
| | | | | 116.2 | Elhai | 2001 | **0.257** | need .501 |
| | | | | 116.3 | Elhai | 2000 | **0.319** | need .501 |
| | | | | 116.4 | Elhai | 2000 | **0.392** | need .501 |
| | | | | 116.5 | Elhai | 2000 | **0.246** | need .501 |
| | | | | 116.6 | Elhai | 2000 | **0.418** | need .501 |
| | | | | 116.7 | Elhai | 2000 | **-0.011** | need .501 |
| | | | | 116.8 | Elhai | 2000 | **0.341** | need .501 |
| | | | | 116.9 | Elhai | 2000 | **0.517** | need .501 |
| | | | | 117 | Engels | 1994 | **0.488** | need .501 |
| | | | | 118 | Engels | 1994 | **0.428** | need .501 |
| | | | | 119 | Engels | 1994 | **0.461** | need .501 |
| | | | | 120 | Fairbank | 1985 | **0.335** | need .501 |
| | | | | 121 | Fairbank | 1985 | **0.251** | need .501 |
| | | | | 122 | Fairbank | 1985 | **0.242** | need .501 |
| | | | | 123 | Farberow | 1956 | **0.379** | need .521 |
| | | | | 124 | Farberow | 1956 | **0.411** | need .521 |
| | | | | 124.01 | Floyd | 1999 | **0.292** | need .501 |
| | | | | 124.1 | Forbes | 1999 | **0.363** | need .501 |
| | | | | 125 | Fow | 1994 | **0.496** | need .521 |
| | | | | 126 | Fow | 1994 | **0.431** | need .521 |
| | | | | 127 | Fow | 1994 | **0.43** | need .521 |
| | | | | 128 | Fow | 1994 | **0.398** | need .521 |
| | | | | 129 | Fow | 1994 | **0.446** | need .521 |

| | | | | | | | | |
|---|---|---|---|---|---|---|---|---|
| | | | | 130 | Fow | 1994 | **0.431** | need .521 |
| | | | | 131 | Fow | 1994 | **0.492** | need .521 |
| | | | | 132 | Fow | 1994 | **0.487** | need .521 |
| | | | | 133 | Fow | 1994 | **0.46** | need .521 |
| | | | | 134 | Fow | 1994 | **0.446** | need .521 |
| | | | | 135 | Fow | 1994 | **0.452** | need .521 |
| | | | | 136 | Fow | 1994 | **0.436** | need .521 |
| | | | | 137 | Fox | 1964 | **0.462** | need .521 |
| | | | | 138 | Fox | 1964 | **0.458** | need .521 |
| | | | | 139 | Fox | 1964 | **0.434** | need .521 |
| | | | | 140 | Fox | 1964 | **0.445** | need .521 |
| | | | | 141 | Fox | 1964 | **0.428** | need .521 |
| | | | | 142 | Fox | 1964 | **0.446** | need .521 |
| | | | | 143 | Foy | 1984 | **0.355** | need .501 |
| | | | | 144 | Franklin | 2002 | **0.3** | need .501 |
| | | | | 145 | Franklin | 2002 | **0.247** | need .501 |
| | | | | 145.1 | Friedman | 2001 | **0.215** | need .501 |
| | | | | 145.2 | Friedman | 2001 | **0.166** | need .501 |
| | | | | 145.3 | Friedman | 2001 | **0.308** | need .501 |
| | | | | 145.4 | Friedman | 2001 | **0.302** | need .501 |
| | | | | 145.5 | Friedman | 2001 | **0.219** | need .501 |
| | | | | 145.6 | Friedman | 2001 | **0.218** | need .501 |
| | | | | 146 | Gandolfo | 1995 | **0.451** | need .501 |
| | | | | 147 | Gandolfo | 1995 | **0.514** | need .501 |
| | | | | 148 | Gass | 1996 | **0.491** | need .501 |
| | | | | 148.01 | Gass | 1996 | **0.51** | need .501 |
| | | | | 149 | Gass | 1991 | **0.558** | need .501 |
| | | | | 150 | Gendreau | 1973 | **0.244** | need .521 |
| | | | | 151 | Gendreau | 1973 | **0.167** | need .521 |
| | | | | 152 | Gendreau | 1973 | **0.487** | need .521 |
| | | | | 153 | Gilberstadt | 1961 | **0.457** | need .501 |
| | | | | 154 | Gilberstadt | 1961 | **0.418** | need .501 |
| | | | | 154.0001 | Gironda | 1999 | **0.511** | need .501 |
| | | | | 154.0002 | Gironda | 1999 | **0.621** | need .501 |
| | | | | 154.0003 | Gironda | 1999 | **0.482** | need .501 |
| | | | | 154.0004 | Gironda | 1999 | **0.549** | need .501 |
| | | | | 154.001 | Glenn | 2002 | **0.382** | need .501 |
| | | | | 154.002 | Glenn | 2002 | **0.443** | need .501 |
| | | | | 155 | Golden | 2003 | **0.583** | need .521 |
| | | | | 156 | Golden | 2003 | **0.51** | need .521 |
| | | | | 157 | Golden | 2003 | **0.574** | need .521 |
| | | | | 158 | Golden | 2003 | **0.537** | need .521 |
| | | | | 159 | Golden | 2003 | **0.553** | need .521 |
| | | | | 160 | Golden | 2003 | **0.529** | need .521 |
| | | | | 161 | Golden | 2003 | **0.536** | need .521 |
| | | | | 161.1 | Golden | 2003 | **0.591** | need .521 |

| | | | | | | | | |
|---|---|---|---|---|---|---|---|---|
| | | | | 161.2 | Golden | 2003 | **0.486** | need .521 |
| | | | | 161.3 | Golden | 2003 | **0.403** | need .521 |
| | | | | 162 | Graham | 1999 | **0.281** | need .501 |
| | | | | 163 | Graham | 1999 | **0.348** | need .501 |
| | | | | 164 | Graham | 1991 | **0.242** | need .501 |
| | | | | 165 | Graham | 1991 | **0.269** | need .501 |
| | | | | 166 | Graham | 1991 | **-0.104** | need .501 |
| | | | | 167 | Graham | 1991 | **-0.158** | need .501 |
| | | | | 168 | Graham | 1991 | **0.476** | need .501 |
| | | | | 169 | Graham | 1991 | **0.5** | need .501 |
| | | | | 169.01 | Graham | 1999 | **-0.308** | need .501 |
| | | | | 169.02 | Graham | 1999 | **-0.319** | need .501 |
| | | | | 169.03 | Graham | 1999 | **0.479** | need .501 |
| | | | | 169.04 | Graham | 1999 | **0.384** | need .501 |
| | | | | 169.05 | Graham | 1999 | **0.345** | need .501 |
| | | | | 169.06 | Graham | 1999 | **0.382** | need .501 |
| | | | | 169.07 | Graham | 1999 | **0.269** | need .501 |
| | | | | 169.08 | Graham | 1999 | **0.336** | need .501 |
| | | | | 169.09 | Graham | 1999 | **0.264** | need .501 |
| | | | | 169.1 | Graham | 1999 | **0.328** | need .501 |
| | | | | 169.11 | Graham | 1999 | **0.339** | need .501 |
| | | | | 169.12 | Graham | 1999 | **0.332** | need .501 |
| | | | | 169.13 | Graham | 1999 | **0.281** | need .501 |
| | | | | 169.14 | Graham | 1999 | **0.348** | need .501 |
| | | | | 169.15 | Graham | 1999 | **0.352** | need .501 |
| | | | | 169.16 | Graham | 1999 | **0.373** | need .501 |
| | | | | 169.17 | Graham | 1999 | **0.375** | need .501 |
| | | | | 169.18 | Graham | 1999 | **0.345** | need .501 |
| | | | | 169.19 | Graham | 1999 | **0.417** | need .501 |
| | | | | 169.2 | Graham | 1999 | **0.388** | need .501 |
| | | | | 169.21 | Graham | 1999 | **0.342** | need .501 |
| | | | | 169.22 | Graham | 1999 | **0.447** | need .501 |
| | | | | 169.23 | Graham | 1999 | **0.356** | need .501 |
| | | | | 169.24 | Graham | 1999 | **0.32** | need .501 |
| | | | | 169.25 | Graham | 1999 | **0.382** | need .501 |
| | | | | 169.26 | Graham | 1999 | **0.374** | need .501 |
| | | | | 169.27 | Graham | 1999 | **0.332** | need .501 |
| | | | | 169.28 | Graham | 1999 | **0.346** | need .501 |
| | | | | 169.29 | Graham | 1999 | **0.308** | need .501 |
| | | | | 169.3 | Graham | 1999 | **0.362** | need .501 |
| | | | | 169.31 | Graham | 1999 | **0.308** | need .501 |
| | | | | 169.32 | Graham | 1999 | **0.337** | need .501 |
| | | | | 169.33 | Graham | 1999 | **0.39** | need .501 |
| | | | | 169.34 | Graham | 1999 | **0.32** | need .501 |
| | | | | 169.35 | Graham | 1999 | **0.362** | need .501 |

| | | | | | | | | |
|---|---|---|---|---|---|---|---|---|
| | | | | 169.36 | Graham | 1999 | **0.406** | need .501 |
| | | | | 169.37 | Gray | 2003 | **0.491** | need .501 |
| | | | | 170 | Green | 2000 | **0.061** | need .501 |
| | | | | 171 | Green | 2000 | **0.398** | need .501 |
| | | | | 172 | Green | 2000 | **0.361** | need .501 |
| | | | | 173 | Green | 2000 | **0.486** | need .501 |
| | | | | 174 | Green | 2000 | **0.197** | need .501 |
| | | | | 175 | Green | 2000 | **0.454** | need .501 |
| | | | | 176 | Green | 2000 | **0.487** | need .501 |
| | | | | 177 | Green | 2000 | **0.453** | need .501 |
| | | | | 178 | Green | 2000 | **0.68** | need .501 |
| | | | | 179 | Green | 2000 | **0.268** | need .501 |
| | | | | 180 | Green | 2000 | **-0.036** | need .501 |
| | | | | 181 | Green | 2000 | **0.324** | need .501 |
| | | | | 182 | Green | 2000 | **0.357** | need .501 |
| | | | | 183 | Green | 2000 | **0.163** | need .501 |
| | | | | 184 | Green | 2000 | **0.344** | need .501 |
| | | | | 185 | Green | 2000 | **0.349** | need .501 |
| | | | | 186 | Green | 2000 | **0.357** | need .501 |
| | | | | 187 | Green | 2000 | **0.632** | need .501 |
| | | | | 188 | Green | 2000 | **0.2** | need .501 |
| | | | | 189 | Green | 2000 | **-0.092** | need .501 |
| | | | | 190 | Green | 2000 | **0.328** | need .501 |
| | | | | 191 | Green | 2000 | **0.039** | need .501 |
| | | | | 192 | Green | 2000 | **0.366** | need .501 |
| | | | | 193 | Green | 2000 | **0.376** | need .501 |
| | | | | 194 | Green | 2000 | **0.391** | need .501 |
| | | | | 195 | Green | 2000 | **0.511** | need .501 |
| | | | | 196 | Green | 2000 | **0.294** | need .501 |
| | | | | 197 | Green | 2000 | **-0.032** | need .501 |
| | | | | 198 | Green | 2000 | **0.1** | need .501 |
| | | | | 199 | Green | 2000 | **0.37** | need .501 |
| | | | | 200 | Green | 2000 | **0.415** | need .501 |
| | | | | 201 | Green | 2000 | **0.437** | need .501 |
| | | | | 202 | Green | 2000 | **0.442** | need .501 |
| | | | | 203 | Green | 2000 | **0.217** | need .501 |
| | | | | 204 | Green | 2000 | **-0.27** | need .501 |
| | | | | 205 | Green | 2000 | **0.062** | need .501 |
| | | | | 206 | Green | 2000 | **0.212** | need .501 |
| | | | | 207 | Green | 2000 | **0.317** | need .501 |
| | | | | 208 | Green | 2000 | **0.057** | need .501 |
| | | | | 209 | Green | 2000 | **-0.115** | need .501 |
| | | | | 210 | Green | 2000 | **-0.106** | need .501 |
| | | | | 211 | Green | 2000 | **0.396** | need .501 |
| | | | | 212 | Green | 2000 | **0.331** | need .501 |

| | | | | | | | | |
|---|---|---|---|---|---|---|---|---|
| | | | | 213 | Green | 2000 | **0.42** | need .501 |
| | | | | 214 | Green | 2000 | **0.176** | need .501 |
| | | | | 215 | Green | 2000 | **0.056** | need .501 |
| | | | | 216 | Green | 2000 | **0.4** | need .501 |
| | | | | 217 | Green | 2000 | **0.58** | need .501 |
| | | | | 218 | Green | 2000 | **0.233** | need .501 |
| | | | | 219 | Green | 2000 | **0.228** | need .501 |
| | | | | 220 | Green | 2000 | **0.6** | need .501 |
| | | | | 221 | Green | 2000 | **0.355** | need .501 |
| | | | | 222 | Green | 2000 | **-0.03** | need .501 |
| | | | | 223 | Green | 2000 | **0.406** | need .501 |
| | | | | 224 | Green | 2000 | **-0.182** | need .501 |
| | | | | 224.1 | Green | 1993 | **0.263** | need .501 |
| | | | | 224.2 | Green | 1993 | **0.433** | need .501 |
| | | | | 224.3 | Greiffenstein | 2001 | **0.409** | need .501 |
| | | | | 225 | Griffith | 1997 | **0.497** | need .570 |
| | | | | 226 | Griffith | 1997 | **-0.313** | need .570 |
| | | | | 226.1 | Grossman | 2002 | **-0.267** | need .570 |
| | | | | 226.2 | Grossman | 2002 | **0.013** | need .570 |
| | | | | 226.3 | Guez | 2005 | **0.16** | need .521 |
| | | | | 226.4 | Guez | 2005 | **-0.092** | need .521 |
| | | | | 227 | Hagedorn | 1985 | **0.192** | need .501 |
| | | | | 228 | Hagedorn | 1985 | **-0.071** | need .501 |
| | | | | 229 | Hagedorn | 1985 | **0.091** | need .501 |
| | | | | 230 | Hagedorn | 1985 | **-0.151** | need .501 |
| | | | | 230.001 | Halazon | 2003 | **0.474** | need .501 |
| | | | | 230.01 | Hale | 1988 | **0.455** | need .501 |
| | | | | 230.02 | Hale | 1988 | **0.326** | need .501 |
| | | | | 230.03 | Hale | 1988 | **-0.025** | need .501 |
| | | | | 230.04 | Hale | 1988 | **0.457** | need .501 |
| | | | | 230.1 | Harrell | 1992 | **0.271** | need .521 |
| | | | | 230.2 | Harrell | 1992 | **0.432** | need .521 |
| | | | | 230.3 | Harrell | 1992 | **0.429** | need .521 |
| | | | | 231 | Hartlage | 1993 | **0.284** | need .521 |
| | | | | 232 | Hatsukami | 1982 | **0.399** | need .501 |
| | | | | 233 | Hatsukami | 1982 | **0.496** | need .501 |
| | | | | 234 | Hawk | 1989 | **0.274** | need .501 |
| | | | | 235 | Hawk | 1989 | **0.411** | need .501 |
| | | | | 236 | Hawk | 1989 | **0.498** | need .501 |
| | | | | 236.1 | Hays | 1999 | **0.34** | need .501 |
| | | | | 236.2 | Hays | 1999 | **0.073** | need .501 |
| | | | | 236.3 | Hays | 1999 | **0.556** | need .501 |
| | | | | 236.4 | Hays | 1999 | **0.306** | need .501 |
| | | | | 237 | Herkov | 1996 | **0.522** | need .544 |
| | | | | 238 | Herkov | 1996 | **0.661** | need .544 |

| | | | | | | | | |
|---|---|---|---|---|---|---|---|---|
| | | | | 239 | Herkov | 1996 | **0.626** | need .544 |
| | | | | 240 | Hodo | 1976 | **0.456** | need .544 |
| | | | | 240.1 | Holden | 1993 | **0.474** | need .501 |
| | | | | 241 | Holland | 1980 | **0.565** | need .501 |
| | | | | 242 | Holland | 1980 | **0.467** | need .501 |
| | | | | 243 | Holland | 1980 | **0.466** | need .501 |
| | | | | 244 | Holland | 1980 | **0.438** | need .501 |
| | | | | 245 | Holland | 1980 | **0.489** | need .501 |
| | | | | 246 | Huber | 1975 | **0.379** | need .501 |
| | | | | 247 | Huber | 1975 | **0.431** | need .501 |
| | | | | 247.1 | Hutton | 1993 | **-0.071** | need .501 |
| | | | | 247.2 | Hutton | 1993 | **0.03** | need .501 |
| | | | | 247.3 | Hutton | 1993 | **0.464** | need .501 |
| | | | | 247.4 | Hutton | 1993 | **0.152** | need .501 |
| | | | | 247.5 | Hutton | 1993 | **0.006** | need .501 |
| | | | | 247.6 | Hutton | 1993 | **0.492** | need .501 |
| | | | | 247.7 | Hutton | 1993 | **0.091** | need .501 |
| | | | | 247.8 | Hutton | 1993 | **0.449** | need .501 |
| | | | | 247.9 | Hutton | 1993 | **-0.144** | need .501 |
| | | | | 248 | Hyer | 1991 | **0.492** | need .501 |
| | | | | 249 | Hyer | 1991 | **0.52** | need .501 |
| | | | | 250 | Hyer | 1991 | **0.313** | need .501 |
| | | | | 251 | Hyer | 1986 | **0.303** | need .501 |
| | | | | 251.1 | Ingersoll | 2004 | **0.457** | need .501 |
| | | | | 251.2 | Ingersoll | 2004 | **0.365** | need .501 |
| | | | | | | | | |
| | | | | 251.001 | Inmann | 2002 | **0.132** | need .501 |
| | | | | 251.002 | Inmann | 2002 | **0.436** | need .501 |
| | | | | 251.003 | Inmann | 2002 | **0.385** | need .501 |
| | | | | 252 | Iverson | 1995 | **0.322** | need .501 |
| | | | | 253 | Iverson | 1995 | **0.203** | need .501 |
| | | | | 254 | Iverson | 1995 | **0.505** | need .501 |
| | | | | 255 | Jordan | 1992 | **0.278** | need .501 |
| | | | | 256 | Kalichman | 1990 | **-0.014** | need .501 |
| | | | | 257 | Kalichman | 1990 | **0.434** | need .501 |
| | | | | 258 | Kalichman | 1990 | **0.465** | need .501 |
| | | | | 259 | Kalichman | 1990 | **0.504** | need .501 |
| | | | | 260 | Kalichman | 1990 | **0.339** | need .501 |
| | | | | 261 | Kalichman | 1990 | **0.218** | need .501 |
| | | | | 262 | Kalichman | 1990 | **0.332** | need .501 |
| | | | | 263 | Kalichman | 1990 | **0.529** | need .501 |
| | | | | 264 | Kalichman | 1990 | **0.506** | need .501 |
| | | | | 265 | Kalichman | 1990 | **0.293** | need .501 |
| | | | | 266 | Kalichman | 1989 | **0.107** | need .501 |
| | | | | 267 | Kalichman | 1989 | **0.476** | need .501 |

| | | | | | | | | |
|---|---|---|---|---|---|---|---|---|
| | | | | 268 | Kalichman | 1989 | **0.531** | need .501 |
| | | | | 269 | Kalichman | 1989 | **0.425** | need .501 |
| | | | | 270 | Kalichman | 1989 | **0.391** | need .501 |
| | | | | 270A | Kalichman | 1989 | **0.283** | need .501 |
| | | | | 270B | Kalichman | 1989 | **0.339** | need .501 |
| | | | | 270C | Kalichman | 1989 | **0.371** | need .501 |
| | | | | 270D | Kanz | 2004 | **0.486** | need .501 |
| | | | | 270.01 | Kaplan | 2000 | **0.076** | need .600 |
| | | | | 270.02 | Kaplan | 2000 | **0.379** | need .600 |
| | | | | 270.03 | Karle | 2002 | **0.334** | need .501 |
| | | | | 270.04 | Karle | 2002 | **0.456** | need .501 |
| | | | | 270.1 | Kauder | 2003 | **-0.262** | need .501 |
| | | | | 271 | Keller | 1991 | **0.456** | need .501 |
| | | | | 272 | Keller | 1991 | **0.296** | need .501 |
| | | | | 273 | Keller | 1991 | **-0.152** | need .501 |
| | | | | 274 | Keller | 1991 | **0.25** | need .501 |
| | | | | 275 | Keller | 1991 | **0.389** | need .501 |
| | | | | 276 | Keller | 1991 | **0.097** | need .501 |
| | | | | 277 | Khan | 1993 | **0.491** | need .501 |
| | | | | 278 | King | 2002 | **0.55** | need .501 |
| | | | | 279 | King | 2002 | **0.095** | need .501 |
| | | | | 280 | King | 2002 | **0.443** | need .501 |
| | | | | 281 | Kinsinger | 1973 | **0.414** | need .501 |
| | | | | 282 | Kinsinger | 1973 | **0.518** | need .501 |
| | | | | 283 | Kirz | 2001 | **0.386** | need .501 |
| | | | | 284 | Kirz | 2001 | **0.346** | need .501 |
| | | | | 285 | Klonsky | 2000 | **0.355** | need .521 |
| | | | | 286 | Klonsky | 2000 | **0.388** | need .521 |
| | | | | 287 | Kojak | 1975 | **0.454** | need .501 |
| | | | | 288 | Krauthamer | 1979 | **0.171** | need .501 |
| | | | | 288.01 | Krznaric | 1999 | **-0.265** | need .501 |
| | | | | 288.02 | Krznaric | 1999 | **-0.044** | need .501 |
| | | | | 288.03 | Krznaric | 1999 | **0.439** | need .501 |
| | | | | 288.1 | Kucharski | 2002 | **0.5** | need .521 |
| | | | | 288.2 | Kucharski | 2002 | **0.308** | need .521 |
| | | | | 288.3 | Kucharski | 2002 | **0.311** | need .521 |
| | | | | 288.4 | Kucharski | 2002 | **0.325** | need .521 |
| | | | | 288.5 | Kucharski | 2002 | **0.499** | need .521 |
| | | | | 289 | Kudrow | 1979 | **0.187** | need .501 |
| | | | | 290 | Kudrow | 1979 | **0.172** | need .501 |
| | | | | 291 | Kudrow | 1979 | **0.23** | need .501 |
| | | | | 292 | Kudrow | 1979 | **0.256** | need .501 |
| | | | | 293 | Kudrow | 1979 | **0.328** | need .501 |
| | | | | 294 | Kudrow | 1979 | **0.29** | need .501 |
| | | | | 295 | Kudrow | 1979 | **0.147** | need .501 |
| | | | | 296 | Kudrow | 1979 | **0.094** | need .501 |

| | | | | | | | | |
|---|---|---|---|---|---|---|---|---|
| | | | | 297 | Kudrow | 1979 | **0.319** | need .501 |
| | | | | 298 | Kudrow | 1979 | **0.396** | need .501 |
| | | | | 299 | Kudrow | 1979 | **0.42** | need .501 |
| | | | | 300 | Kudrow | 1979 | **0.399** | need .501 |
| | | | | 301 | Kuhne | 1993 | **0.41** | need .501 |
| | | | | 301.01 | Kurlychek | 1980 | **0.405** | need .501 |
| | | | | 301.02 | Kurlychek | 1980 | **0.365** | need .501 |
| | | | | 301.1 | Kurman | 1992 | **0.394** | need .501 |
| | | | | 301.2 | Kurman | 1992 | **0.245** | need .501 |
| | | | | 301.3 | Kurman | 1992 | **0.281** | need .501 |
| | | | | 302 | Kwant | 1976 | **0.472** | need .501 |
| | | | | 303 | Kwant | 1976 | **0.533** | need .501 |
| | | | | 304 | Lamb | 1994 | **0.361** | need .501 |
| | | | | 305 | Lamb | 1994 | **0.45** | need .501 |
| | | | | 306 | Lamb | 1994 | **0.406** | need .501 |
| | | | | 307 | Lamb | 1994 | **0.377** | need .501 |
| | | | | 308 | Lamb | 1994 | **0.15** | need .501 |
| | | | | 309 | Lamb | 1994 | **0.361** | need .501 |
| | | | | 310 | Lamb | 1994 | **0.452** | need .501 |
| | | | | 311 | Lamb | 1994 | **0.386** | need .501 |
| | | | | 312 | Lamb | 1994 | **0.379** | need .501 |
| | | | | 313 | Lamb | 1994 | **0.129** | need .501 |
| | | | | 313.01 | Lanyon | 2002 | **0.404** | need .501 |
| | | | | 313.02 | Lanyon | 2002 | **0.489** | need .501 |
| | | | | 313.021 | Larrabee | 1998 | **0.333** | need .501 |
| | | | | 313.022 | Larrabee | 1998 | **0.375** | need .501 |
| | | | | 313.023 | Larrabee | 2003 | **0.432** | need .501 |
| | | | | 313.024 | Larrabee | 2003 | **0.397** | need .501 |
| | | | | 313.025 | Larrabee | 2003 | **0.457** | need .501 |
| | | | | 313.03 | Lawson | 2003 | **0.369** | need .501 |
| | | | | 313.04 | Lawson | 2003 | **-0.052** | need .501 |
| | | | | 313.05 | Lawson | 2003 | **-0.07** | need .501 |
| | | | | 313.06 | Lawson | 2003 | **0.472** | need .501 |
| | | | | 313.07 | Lawson | 2003 | **0.634** | need .501 |
| | | | | 314 | Leavitt | 2001 | **0.451** | need .501 |
| | | | | 315 | Leavitt | 2001 | **0.349** | need .501 |
| | | | | 316 | Lees-Haley | 1997 | **0.47** | need .501 |
| | | | | 317 | Lees-Haley | 1997 | **0.356** | need .501 |
| | | | | 318 | Legan | 1996 | **0.443** | need .501 |
| | | | | 319 | Legan | 1996 | **0.545** | need .501 |
| | | | | 320 | Leonard | 1977 | **0.319** | need .501 |
| | | | | 321 | Leonard | 1977 | **0.429** | need .501 |
| | | | | 322 | Levin | 2001 | **0.21** | need .501 |
| | | | | 323 | Levin | 2001 | **0.418** | need .501 |
| | | | | 324 | Levin | 2001 | **0.349** | need .501 |
| | | | | 324.1 | Litz | 1991 | **0.346** | need .501 |

| | | | | | | | | |
|---|---|---|---|---|---|---|---|---|
| | | | | 325 | Loberg | 1981 | **0.221** | need .501 |
| | | | | 326 | Loberg | 1981 | **0.364** | need .501 |
| | | | | 327 | Loberg | 1981 | **0.343** | need .501 |
| | | | | 328 | Loberg | 1981 | **0.294** | need .501 |
| | | | | 329 | Loberg | 1980 | **0.444** | need .501 |
| | | | | 330 | Loberg | 1980 | **0.364** | need .501 |
| | | | | 330A | Long | 2004 | **0.333** | need .501 |
| | | | | 330B | Long | 2004 | **0.32** | need .501 |
| | | | | 330C | Long | 2004 | **0.141** | need .501 |
| | | | | 330D | Long | 2004 | **0.155** | need .501 |
| | | | | 330E | Long | 2004 | **0.396** | need .501 |
| | | | | 330F | Long | 2004 | **0.308** | need .501 |
| | | | | 330.1 | Lucenko | 2000 | **0.448** | need .634 |
| | | | | 330.2 | Lucenko | 2000 | **0.501** | need .634 |
| | | | | 330.3 | Lucenko | 2000 | **0.455** | need .634 |
| | | | | 330.4 | Lucenko | 2000 | **0.511** | need .634 |
| | | | | 330.5 | Lundberg- | 1992 | **0.464** | need .501 |
| | | | | 330.6 | Lundberg- | 1992 | **0.249** | need .501 |
| | | | | 331 | MacAndrew | 1978 | **0.449** | need .501 |
| | | | | 332 | MacAndrew | 1978 | **0.46** | need .501 |
| | | | | 333 | MacAndrew | 1963 | **0.362** | need .521 |
| | | | | 334 | MacAndrew | 1963 | **0.333** | need .521 |
| | | | | 335 | Maddi | 2001 | **0.002** | need .501 |
| | | | | 336 | Maddi | 2001 | **-0.33** | need .501 |
| | | | | 337 | Malow | 1992 | **0.486** | need .501 |
| | | | | 338 | Malow | 1992 | **0.521** | need .501 |
| | | | | 338A | Mann | 1992 | **0.349** | need .501 |
| | | | | 338B | Mann | 1992 | **0.119** | need .501 |
| | | | | 338C | Mann | 1992 | **0.094** | need .501 |
| | | | | 0.00001 | Marmar | 1994 | **0.522** | need .570 |
| | | | | 338.001 | Marshall | 1996 | **0.283** | need .570 |
| | | | | 338.002 | Marshall | 1996 | **0.566** | need .570 |
| | | | | 338.0001 | Matthiesen | 2001 | **0.347** | need .501 |
| | | | | 338.0002 | Matthiesen | 2001 | **-0.053** | need .501 |
| | | | | 338.0003 | Matthiesen | 2001 | **0.415** | need .501 |
| | | | | 338.01 | McCarthy | 2004 | **0.171** | need .501 |
| | | | | 338.02 | McCarthy | 2004 | **0.209** | need .501 |
| | | | | 338.03 | McCarthy | 2004 | **0.327** | need .501 |
| | | | | 338.00.5 | McGrath | 1999 | **0.409** | need .501 |
| | | | | 338.00.6 | McKee | 2001 | **0.421** | need .501 |
| | | | | 338.00.7 | McKee | 2001 | **0.435** | need .501 |
| | | | | 338.00.8 | McKee | 2001 | **0.442** | need .501 |
| | | | | 338.00.9 | McKee | 2001 | **0.5** | need .501 |
| | | | | 338.00.10 | McKee | 2001 | **0.404** | need .501 |
| | | | | 338.00.11 | McKee | 2001 | **0.454** | need .501 |
| | | | | 338.001 | McMahon | 2001 | **0.498** | need .501 |

| | | | | | | | | |
|---|---|---|---|---|---|---|---|---|
| | | | | 338.002 | McMahon | 2001 | **-0.029** | need .501 |
| | | | | 338.003 | McMahon | 2001 | **0.35** | need .501 |
| | | | | 339 | McNulty | 1997 | **0.491** | need .501 |
| | | | | 340 | McNulty | 1997 | **0.6** | need .501 |
| | | | | 341 | McNulty | 1997 | **0.471** | need .501 |
| | | | | 342 | McNulty | 1997 | **0.541** | need .501 |
| | | | | 343 | McWilliams | 1977 | **0.475** | need .501 |
| | | | | 344 | McWilliams | 1977 | **0.536** | need .501 |
| | | | | 345 | McWilliams | 1977 | **0.524** | need .501 |
| | | | | 346 | McWilliams | 1977 | **0.551** | need .501 |
| | | | | 347 | McWilliams | 1977 | **0.51** | need .501 |
| | | | | 348 | Megargee | 2001 | **-0.226** | need .501 |
| | | | | 349 | Megargee | 2001 | **-0.221** | need .501 |
| | | | | 350 | Megargee | 2001 | **0.032** | need .501 |
| | | | | 351 | Megargee | 2001 | **0.023** | need .501 |
| | | | | 352 | Megargee | 2001 | **-0.052** | need .501 |
| | | | | 353 | Megargee | 2001 | **-0.061** | need .501 |
| | | | | 354 | Megargee | 2001 | **0.026** | need .501 |
| | | | | 355 | Megargee | 2001 | **0.088** | need .501 |
| | | | | 356 | Megargee | 2001 | **0.11** | need .501 |
| | | | | 357 | Megargee | 2001 | **0.214** | need .501 |
| | | | | 358 | Megargee | 2001 | **0.082** | need .501 |
| | | | | 359 | Megargee | 2001 | **0.186** | need .501 |
| | | | | 360 | Megargee | 2001 | **0.407** | need .501 |
| | | | | 361 | Megargee | 2001 | **0.51** | need .501 |
| | | | | 362 | Megargee | 2001 | **0.404** | need .501 |
| | | | | 363 | Megargee | 2001 | **0.508** | need .501 |
| | | | | 364 | Megargee | 2001 | **0.492** | need .501 |
| | | | | 365 | Megargee | 2001 | **0.46** | need .501 |
| | | | | 366 | Megargee | 2001 | **0.451** | need .501 |
| | | | | 366.1 | Megargee | 1999 | **0.281** | need .501 |
| | | | | 366.2 | Megargee | 1999 | | need .501 |
| | | | | 366.3 | Megargee | 1999 | | need .501 |
| | | | | 366.4 | Megargee | 1999 | **0.273** | need .501 |
| | | | | 366.5 | Magargee | 1977 | **0.406** | need .501 |
| | | | | 366.6 | Magargee | 1977 | **0.274** | need .501 |
| | | | | 366.7 | Magargee | 1977 | **0.45** | need .501 |
| | | | | 366.8 | Magargee | 1977 | **0.381** | need .501 |
| | | | | 366.9 | Magargee | 1977 | **0.367** | need .501 |
| | | | | 366.1 | Magargee | 1977 | **0.552** | need .501 |
| | | | | 366.11 | Magargee | 1977 | **0.309** | need .501 |
| | | | | 366.12 | Magargee | 1977 | **0.404** | need .501 |
| | | | | 366.13 | Magargee | 1977 | **0.287** | need .501 |
| | | | | 366.14 | Magargee | 1977 | **0.602** | need .501 |
| | | | | 367 | Meyers | 2002 | **0.34** | need .501 |
| | | | | 368 | Meyers | 2002 | **0.416** | need .501 |

| | | | | | | | | |
|---|---|---|---|---|---|---|---|---|
| | | | | 369 | Meyers | 2002 | **0.307** | need .501 |
| | | | | 370 | Meyers | 2002 | **0.362** | need .501 |
| | | | | 371 | Miach | 2000 | **-0.086** | need .501 |
| | | | | 372 | Miach | 2000 | **0.182** | need .501 |
| | | | | 373 | Miller | 1995 | **0.567** | need .501 |
| | | | | 373.01 | Monnier | 2002 | **0.384** | need .634 |
| | | | | 373.02 | Monnier | 2002 | **0.357** | need .634 |
| | | | | 374 | Morrell | 2001 | **0.474** | need .501 |
| | | | | 375 | Morrell | 2001 | **0.42** | need .501 |
| | | | | 375.001 | Moskowitz | 1999 | **0.125** | need .501 |
| | | | | 375.002 | Moskowitz | 1999 | **0.441** | need .501 |
| | | | | 376 | Moss | 1992 | **0.407** | need .501 |
| | | | | 377 | Moss | 1992 | **0.326** | need .501 |
| | | | | 378 | Munley | 1997 | **0.589** | need .501 |
| | | | | 379 | Munley | 1997 | **0.437** | need .501 |
| | | | | 379.001 | Munley | 2002 | **0.434** | need .501 |
| | | | | 379.002 | Munley | 2002 | **0.421** | need .501 |
| | | | | 379.003 | Nelson | 2006 | **0.397** | need .501 |
| | | | | 379.004 | Nelson | 2006 | **0.486** | need .501 |
| | | | | 380 | Nelson | 2003 | **0.342** | need .501 |
| | | | | 381 | Nelson | 2003 | **0.264** | need .501 |
| | | | | 381.001 | Nichols | 1979 | **-0.079** | need .501 |
| | | | | 381.002 | Nichols | 1979 | **0.541** | need .501 |
| | | | | 381.003 | Nichols | 1979 | **0.422** | need .501 |
| | | | | 381.004 | Nichols | 1979 | **0.189** | need .501 |
| | | | | 381.005 | Nichols | 1979 | **-0.307** | need .501 |
| | | | | 381.006 | Nichols | 1979 | **-0.248** | need .501 |
| | | | | 381.007 | Nichols | 1979 | **0.189** | need .501 |
| | | | | 381.008 | Nichols | 1979 | **0.372** | need .501 |
| | | | | 381.009 | Nichols | 1979 | **0.334** | need .501 |
| | | | | 381.011 | Nichols | 1979 | **-0.193** | need .501 |
| | | | | 381.012 | Nichols | 1979 | **0.066** | need .501 |
| | | | | 381.013 | Nichols | 1979 | **-0.31** | need .501 |
| | | | | 381.014 | Nichols | 1979 | **0.184** | need .501 |
| | | | | 381.015 | Nichols | 1979 | **0.589** | need .501 |
| | | | | 381.016 | Nichols | 1979 | **0.554** | need .501 |
| | | | | 381.017 | Nichols | 1979 | **0.493** | need .501 |
| | | | | 381.018 | Nichols | 1979 | **0.361** | need .501 |
| | | | | 381.019 | Nichols | 1979 | **-0.372** | need .501 |
| | | | | 381.021 | Nichols | 1979 | **-0.234** | need .501 |
| | | | | 381.022 | Nichols | 1979 | **0.21** | need .501 |
| | | | | 381.023 | Nichols | 1979 | **0.157** | need .501 |
| | | | | 381.024 | Nichols | 1979 | **-0.043** | need .501 |
| | | | | 381.025 | Nichols | 1979 | **-0.056** | need .501 |
| | | | | 381.026 | Nichols | 1979 | **0.352** | need .501 |
| | | | | 381.027 | Nichols | 1979 | **0.476** | need .501 |

| | | | | | | | | |
|---|---|---|---|---|---|---|---|---|
| | | | | 381.028 | Nichols | 1979 | **0.581** | need .501 |
| | | | | 381.029 | Nichols | 1979 | **0.489** | need .501 |
| | | | | 381.031 | Nichols | 1979 | **0.464** | need .501 |
| | | | | 381.032 | Nichols | 1979 | **-0.034** | need .501 |
| | | | | 381.033 | Nichols | 1979 | **0.001** | need .501 |
| | | | | 381.034 | Nichols | 1979 | **0.516** | need .501 |
| | | | | 381.035 | Nichols | 1979 | **0.1** | need .501 |
| | | | | 381.036 | Nichols | 1979 | **0.072** | need .501 |
| | | | | 381.037 | Nichols | 1979 | **0.609** | need .501 |
| | | | | 381.038 | Nichols | 1979 | **-0.025** | need .501 |
| | | | | 381.039 | Nichols | 1979 | **0.51** | need .501 |
| | | | | 381.041 | Nichols | 1979 | **-0.166** | need .501 |
| | | | | 381.042 | Nichols | 1979 | **0.355** | need .501 |
| | | | | 381.043 | Nichols | 1979 | **0.487** | need .501 |
| | | | | 381.01 | Nieberding | 2003 | **-0.298** | need .501 |
| | | | | 381.02 | Nieberding | 2003 | **-0.119** | need .501 |
| | | | | 381.03 | Nieberding | 2003 | **0.375** | need .501 |
| | | | | 381.04 | Nieberding | 2003 | **0.287** | need .501 |
| | | | | 381.05 | Nieberding | 2003 | **0.49** | need .501 |
| | | | | 381.06 | Nieberding | 2003 | **0.45** | need .501 |
| | | | | 381.07 | Nieberding | 2003 | **0.35** | need .501 |
| | | | | 382 | Otto | 1988 | **0.507** | need .501 |
| | | | | 383 | Otto | 1988 | **0.443** | need .501 |
| | | | | 384 | Otto | 1995 | **0.134** | need .501 |
| | | | | 385 | Otto | 1995 | **-0.045** | need .501 |
| | | | | 386 | Otto | 1995 | **-0.061** | need .501 |
| | | | | 387 | Otto | 1995 | **0.061** | need .501 |
| | | | | 388 | Owens | 2002 | **0.632** | need .501 |
| | | | | 389 | Owens | 2002 | **0.553** | need .501 |
| | | | | 390 | Owens | 2002 | **0.465** | need .501 |
| | | | | 391 | Owens | 2002 | **0.575** | need .501 |
| | | | | 392 | Owens | 2002 | **0.483** | need .501 |
| | | | | 393 | Owens | 2002 | **0.554** | need .501 |
| | | | | 394 | Owens | 2002 | **0.589** | need .501 |
| | | | | 395 | Owens | 2002 | **0.585** | need .501 |
| | | | | 396 | Owens | 2002 | **0.502** | need .501 |
| | | | | 397 | Owens | 2002 | **0.491** | need .501 |
| | | | | 398 | Owens | 2002 | **0.502** | need .501 |
| | | | | 399 | Owens | 2002 | **0.345** | need .501 |
| | | | | 400 | Owens | 2002 | **0.197** | need .501 |
| | | | | 401 | Owens | 2002 | **0.352** | need .501 |
| | | | | 402 | Owens | 2002 | **0.565** | need .501 |
| | | | | 403 | Owens | 2002 | **0.362** | need .501 |
| | | | | 404 | Owens | 2002 | **0.324** | need .501 |
| | | | | 405 | Owens | 2002 | **0.231** | need .501 |
| | | | | 406 | Owens | 2002 | **0.432** | need .501 |

| | | | | | | | | |
|---|---|---|---|---|---|---|---|---|
| | | | | 407 | Owens | 2002 | **0.396** | need .501 |
| | | | | 407.01 | Owens | 2002 | **0.451** | need .501 |
| | | | | 407.02 | Owens | 2002 | **0.533** | need .501 |
| | | | | 407.03 | Owens | 2002 | **0.38** | need .501 |
| | | | | 407.04 | Owens | 2002 | **0.492** | need .501 |
| | | | | 407.05 | Owens | 2002 | **0.522** | need .501 |
| | | | | 407.06 | Owens | 2002 | **0.532** | need .501 |
| | | | | 407.07 | Owens | 2002 | **0.459** | need .501 |
| | | | | 407.08 | Owens | 2002 | **0.485** | need .501 |
| | | | | 407.09 | Owens | 2002 | **0.59** | need .501 |
| | | | | 407.001 | Owens | 2002 | **0.549** | need .501 |
| | | | | 407.0012 | Owens | 2002 | **0.531** | need .501 |
| | | | | 407.0013 | Owens | 2002 | **0.47** | need .501 |
| | | | | 407.0014 | Owens | 2006 | **0.451** | need .501 |
| | | | | 407.0015 | Owens | 2006 | **0.552** | need .501 |
| | | | | 407.0016 | Owens | 2006 | **0.563** | need .501 |
| | | | | 407.0017 | Owens | 2006 | **0.585** | need .501 |
| | | | | 407.0018 | Owens | 2006 | **0.481** | need .501 |
| | | | | 407.0019 | Owens | 2006 | **0.55** | need .501 |
| | | | | 407.002 | Owens | 2006 | **0.475** | need .501 |
| | | | | 407.0021 | Owens | 2006 | **0.53** | need .501 |
| | | | | 407.0022 | Owens | 2006 | **0.525** | need .501 |
| | | | | 407.0023 | Owens | 2006 | **0.532** | need .501 |
| | | | | 407.0024 | Owens | 2006 | **0.519** | need .501 |
| | | | | 407.0025 | Owens | 2006 | **0.534** | need .501 |
| | | | | 407.0026 | Owens | 2006 | **0.489** | need .501 |
| | | | | 407.0027 | Owens | 2006 | **0.576** | need .501 |
| | | | | 407.0028 | Owens | 2006 | **0.603** | need .501 |
| | | | | 407.0029 | Owens | 2006 | **0.535** | need .501 |
| | | | | 407.003 | Owens | 2006 | **0.545** | need .501 |
| | | | | 407.0031 | Owens | 2006 | **0.552** | need .501 |
| | | | | 407.0032 | Owens | 2006 | **0.577** | need .501 |
| | | | | 407.0033 | Owens | 2006 | **0.533** | need .501 |
| | | | | 407.0034 | Owens | 2006 | **0.491** | need .501 |
| | | | | 407.0035 | Owens | 2006 | **0.53** | need .501 |
| | | | | 407.0036 | Owens | 2006 | **0.578** | need .501 |
| | | | | 407.0037 | Owens | 2006 | **0.504** | need .501 |
| | | | | 407.0038 | Owens | 2006 | **0.572** | need .501 |
| | | | | 407.0039 | Owens | 2006 | **0.625** | need .501 |
| | | | | 407.004 | Owens | 2006 | **0.549** | need .501 |
| | | | | 407.0041 | Owens | 2006 | **0.582** | need .501 |
| | | | | 407.0042 | Owens | 2006 | **0.526** | need .501 |
| | | | | 407.0043 | Owens | 2006 | **0.556** | need .501 |
| | | | | 407.0044 | Owens | 2006 | **0.522** | need .501 |
| | | | | 407.0045 | Owens | 2006 | **0.566** | need .501 |
| | | | | 407.0046 | Owens | 2006 | **0.539** | need .501 |

| | | | | | | | | |
|---|---|---|---|---|---|---|---|---|
| | | | | 407.0047 | Owens | 2006 | **0.519** | need .501 |
| | | | | 407.0048 | Owens | 2006 | **0.541** | need .501 |
| | | | | 407.0049 | Owens | 2006 | **0.554** | need .501 |
| | | | | 407.005 | Owens | 2006 | **0.524** | need .501 |
| | | | | 407.0051 | Owens | 2006 | **0.521** | need .501 |
| | | | | 407.0052 | Owens | 2006 | **0.546** | need .501 |
| | | | | 407.0053 | Owens | 2006 | **0.529** | need .501 |
| | | | | 407.0054 | Owens | 2006 | **0.558** | need .501 |
| | | | | 407.0054 | Owens | 2006 | **0.496** | need .501 |
| | | | | 407.0055 | Owens | 2006 | **0.461** | need .501 |
| | | | | 407.0056 | Owens | 2006 | **0.461** | need .501 |
| | | | | 407.0057 | Owens | 2006 | **0.536** | need .501 |
| | | | | 407.0058 | Owens | 2006 | **0.461** | need .501 |
| | | | | 407.0059 | Owens | 2006 | **0.481** | need .501 |
| | | | | 407.006 | Owens | 2006 | **0.534** | need .501 |
| | | | | 407.0061 | Owens | 2006 | **0.524** | need .501 |
| | | | | 407.0062 | Owens | 2006 | **0.533** | need .501 |
| | | | | 407.0063 | Owens | 2006 | **0.35** | need .521 |
| | | | | 407.0064 | Owens | 2006 | **0.118** | need .521 |
| | | | | 407.1 | Palav | 2001 | **0.357** | need .501 |
| | | | | 408 | Pallone | 1998 | **0.241** | need .501 |
| | | | | 409 | Pallone | 1998 | **0.409** | need .501 |
| | | | | 409.01 | Parsons | 1997 | **-0.123** | need .501 |
| | | | | 409.02 | Parsons | 1997 | **-0.084** | need .501 |
| | | | | 409.03 | Parsons | 1997 | **0.416** | need .501 |
| | | | | 409.04 | Parsons | 1997 | **0.102** | need .501 |
| | | | | 409.05 | Parsons | 1997 | **-0.132** | need .501 |
| | | | | 409.06 | Parsons | 1997 | **0.425** | need .501 |
| | | | | 409.07 | Parsons | 1997 | **-0.181** | need .501 |
| | | | | 409.08 | Parsons | 1997 | **0.539** | need .501 |
| | | | | 409.09 | Parsons | 1997 | **-0.205** | need .501 |
| | | | | 409.1 | Parsons | 1997 | **0.53** | need .501 |
| | | | | 410 | Patalano | 1982 | **0.474** | need .501 |
| | | | | 411 | Patalano | 1982 | **0.524** | need .501 |
| | | | | 412 | Patalano | 1978 | **0.511** | need .501 |
| | | | | 413 | Patalano | 1978 | **0.53** | need .501 |
| | | | | 414 | Penk | 1979 | **0.404** | need .501 |
| | | | | 415 | Penk | 1979 | **0.464** | need .501 |
| | | | | 416 | Penk | 1979 | **0.529** | need .501 |
| | | | | 417 | Penk | 1979 | **0.448** | need .501 |
| | | | | 418 | Penk | 1979 | **0.564** | need .501 |
| | | | | 419 | Pensa | 1996 | **0.284** | need .501 |
| | | | | 420 | Pensa | 1996 | **0.532** | need .501 |
| | | | | 421 | Pfost | 1984 | **0.503** | need .501 |
| | | | | 422 | Pittel | 1971 | **0.423** | need .501 |
| | | | | 423 | Pittel | 1971 | **0.47** | need .501 |

| | | | | | | | | |
|---|---|---|---|---|---|---|---|---|
| | | | | 424 | Platt | 1986 | **0.535** | need .501 |
| | | | | 425 | Platt | 1986 | **0.469** | need .501 |
| | | | | 426 | Platt | 1986 | **0.482** | need .501 |
| | | | | 427 | Pollack | 1984 | **0.468** | need .501 |
| | | | | 428 | Pollack | 1984 | **0.391** | need .501 |
| | | | | 429 | Pollack | 1984 | **0.376** | need .501 |
| | | | | 430 | Pollack | 1984 | **0.532** | need .501 |
| | | | | 430.1 | Pope | 1993 | **0.208** | need .501 |
| | | | | 430.2 | Pope | 1993 | **0.313** | need .501 |
| | | | | 430.3 | Pope | 1993 | **0.206** | need .501 |
| | | | | 431 | Pryor | 1996 | **0.376** | need .501 |
| | | | | 431.1 | Pryor | 1996 | **0.287** | need .501 |
| | | | | 431.2 | Pryor | 1996 | **0.323** | need .501 |
| | | | | 431.3 | Pryor | 1996 | **0.349** | need .501 |
| | | | | 431.4 | Pryor | 1996 | **0.221** | need .501 |
| | | | | 432 | Quinsey | 1980 | **0.48** | need .501 |
| | | | | 433 | Quinsey | 1980 | **0.439** | need .501 |
| | | | | 434 | Quinsey | 1980 | **0.478** | need .501 |
| | | | | 435 | Quinsey | 1980 | **0.455** | need .501 |
| | | | | 436 | Quinsey | 1980 | **0.459** | need .501 |
| | | | | 437 | Quinsey | 1980 | **0.468** | need .501 |
| | | | | 438 | Rader | 1977 | **0.308** | need .501 |
| | | | | 439 | Rader | 1977 | **0.431** | need .501 |
| | | | | 440 | Rader | 1977 | **0.411** | need .501 |
| | | | | 441 | Rice | 1983 | **0.256** | need .501 |
| | | | | 442 | Rice | 1983 | **0.062** | need .501 |
| | | | | 443 | Rice | 1983 | **0.256** | need .501 |
| | | | | 443.01 | Robin | 2003 | **0.165** | need .501 |
| | | | | 443.1 | Rodevich | 2003 | **0.169** | need .501 |
| | | | | 444 | Rogers | 1995 | **0.296** | need .501 |
| | | | | 445 | Rogers | 1995 | **0.4** | need .501 |
| | | | | 446 | Rogers | 1995 | **0.533** | need .501 |
| | | | | 447 | Rogers | 1995 | **0.385** | need .501 |
| | | | | 448 | Rogers | 1995 | **0.42** | need .501 |
| | | | | 449 | Rogers | 1995 | **0.476** | need .501 |
| | | | | 450 | Rohan | 1969 | **0.465** | need .501 |
| | | | | 451 | Rohan | 1969 | **0.462** | need .501 |
| | | | | 452 | Rohan | 1972 | **0.385** | need .501 |
| | | | | 453 | Rohan | 1972 | **0.482** | need .501 |
| | | | | 454 | Roland | 1985 | **0.471** | need .501 |
| | | | | 454.001 | Rollstin | 1998 | **0.431** | need .501 |
| | | | | 454.002 | Roman | 1989 | **0.48** | need .501 |
| | | | | 454.003 | Roman | 1989 | **0.298** | need .501 |
| | | | | 454.004 | Roman | 1989 | **0.242** | need .501 |
| | | | | 454.005 | Roman | 1989 | **0.527** | need .501 |
| | | | | 454.006 | Roman | 1989 | **0.329** | need .501 |

| | | | | | | | | |
|---|---|---|---|---|---|---|---|---|
| | | | | 454.007 | Roman | 1989 | **0.251** | need .501 |
| | | | | 454.08 | Roman | 1989 | **0.32** | need .501 |
| | | | | 454.09 | Rosen | 1954 | **0.084** | need .501 |
| | | | | 454.01 | Ross | 2003 | **0.491** | need .501 |
| | | | | 454.02 | Ross | 2004 | **0.346** | need .501 |
| | | | | 454.03 | Ross | 2004 | **0.341** | need .501 |
| | | | | 454.04 | Ross | 2006 | **0.489** | need .501 |
| | | | | 455 | Rouse | 1999 | **0.015** | need .501 |
| | | | | 456 | Rouse | 1999 | **0.236** | need .501 |
| | | | | 457 | Ruchinskas | 2002 | **-0.276** | need .570 |
| | | | | 457.1 | Schulein | 1982 | **0.307** | need .501 |
| | | | | 457.2 | Schulein | 1982 | **0.27** | need .501 |
| | | | | 457.3 | Schulein | 1982 | **0.476** | need .501 |
| | | | | 457.4 | Schulein | 1982 | **0.277** | need .501 |
| | | | | 457.5 | Schulein | 1982 | **0.163** | need .501 |
| | | | | 457.6 | Schulein | 1982 | **0.546** | need .501 |
| | | | | 457.7 | Schulein | 1982 | **0.504** | need .501 |
| | | | | 457.8 | Schulein | 1982 | **0.4** | need .501 |
| | | | | 457.9 | Schulein | 1982 | **0.141** | need .501 |
| | | | | 457.11 | Schulein | 1982 | **0.558** | need .501 |
| | | | | 458 | Shea | 1996 | **0** | need .501 |
| | | | | 459 | Shea | 1996 | **0** | need .501 |
| | | | | 459.1 | Shea | 1996 | **0** | need .501 |
| | | | | 460 | Shores | 1998 | **-0.261** | need .501 |
| | | | | 461 | Shores | 1998 | **0.264** | need .501 |
| | | | | 462 | Shores | 1998 | **-0.125** | need .501 |
| | | | | 463 | Sillanpaa | 1999 | **0.397** | need .501 |
| | | | | 464 | Sillanpaa | 1999 | **-0.125** | need .501 |
| | | | | 465 | Singer | 2001 | **0.129** | need .501 |
| | | | | 466 | Sivec | 1995 | **0.45** | need .521 |
| | | | | 467 | Sivec | 1995 | **0.27** | need .521 |
| | | | | 468 | Sivec | 1995 | **0.249** | need .521 |
| | | | | 468.01 | Sivec | 1994 | **0.442** | need .521 |
| | | | | 468.02 | Sivec | 1994 | **0.263** | need .521 |
| | | | | 468.03 | Sivec | 1994 | **0.267** | need .521 |
| | | | | 469 | Skinstad | 2002 | **0.476** | need .501 |
| | | | | 470 | Skinstad | 2002 | **0.466** | need .501 |
| | | | | 471 | Skinstad | 2002 | **0.377** | need .501 |
| | | | | 472 | Skinstad | 2002 | **0.016** | need .501 |
| | | | | 473 | Slesinger | 2002 | **0.449** | need .501 |
| | | | | 473.1 | Smith | 2001 | **0.466** | need .501 |
| | | | | 473.2 | Smith | 2001 | **0.475** | need .501 |
| | | | | 473.3 | Smith | 2001 | **0.356** | need .501 |
| | | | | 474 | Solbakk | 2000 | **0.157** | need .501 |
| | | | | 475 | Solbakk | 2000 | **0.156** | need .501 |
| | | | | 476 | Storm | 2000 | **0.317** | need .501 |

| | | | | | | | | |
|---|---|---|---|---|---|---|---|---|
| | | | | 477 | Storm | 2000 | **0.39** | need .501 |
| | | | | 478 | Storm | 2000 | **0.284** | need .501 |
| | | | | 479 | Storm | 2000 | **0.376** | need .501 |
| | | | | 480 | Storm | 2000 | **0.489** | need .501 |
| | | | | 481 | Storm | 2000 | **0.472** | need .501 |
| | | | | 481.1 | Storm | 2002 | **0.343** | need .501 |
| | | | | 481.2 | Storm | 2002 | **0.456** | need .501 |
| | | | | 481.3 | Storm | 2002 | **0.297** | need .501 |
| | | | | 481.4 | Storm | 2002 | **0.388** | need .501 |
| | | | | 482 | Strong | 2002 | **0.097** | need .501 |
| | | | | 483 | Strong | 2002 | **-0.353** | need .501 |
| | | | | 484 | Stukenberg | 2000 | **0.482** | need .521 |
| | | | | 485 | Stukenberg | 2000 | **0.427** | need .521 |
| | | | | 486 | Sutker | 1979 | **0.598** | need .501 |
| | | | | 487 | Sutker | 1979 | **0.552** | need .501 |
| | | | | 488 | Sutker | 1978 | **0.582** | need .501 |
| | | | | 489 | Sutker | 1978 | **0.575** | need .501 |
| | | | | 490 | Sutker | 1979(a) | **0.536** | need .501 |
| | | | | 491 | Sutker | 1979(a) | **0.499** | need .501 |
| | | | | 492 | Sutker | 1979(b) | **0.503** | need .501 |
| | | | | 493 | Sutker | 1979(b) | **0.549** | need .501 |
| | | | | 494 | Sutker | 1979(b) | **0.589** | need .501 |
| | | | | 495 | Sutker | 1979(b) | **0.54** | need .501 |
| | | | | 496 | Sutker | 1979(b) | **0.585** | need .501 |
| | | | | 497 | Sutker | 1979(b) | **0.523** | need .501 |
| | | | | 498 | Thiemann | 2000 | **0.537** | need .501 |
| | | | | 499 | Tosi | 1986 | **0.403** | need .501 |
| | | | | 500 | Tosi | 1986 | **0.177** | need .501 |
| | | | | 501 | Tosi | 1986 | **0.386** | need .501 |
| | | | | 502 | Tosi | 1986 | **0.006** | need .501 |
| | | | | 503 | Tosi | 1986 | **0.343** | need .501 |
| | | | | 504 | Tosi | 1986 | **0.551** | need .501 |
| | | | | 505 | Tosi | 1986 | **0.365** | need .501 |
| | | | | 506 | Tosi | 1986 | **0.428** | need .501 |
| | | | | 507 | Tosi | 1986 | **0.495** | need .501 |
| | | | | 507.1 | Trent | 2000 | **0.377** | need .501 |
| | | | | 507.2 | Trent | 2000 | **0.393** | need .501 |
| | | | | 508 | Tsai | 1979 | **0.428** | need .501 |
| | | | | 509 | Tsai | 1979 | **0.229** | need .501 |
| | | | | 509.1 | Tsushima | 2004 | **-0.097** | need .570 |
| | | | | 509.2 | Tuchman | 2003 | **0.549** | need .501 |
| | | | | 509.3 | Tuchman | 2003 | **0.429** | need .501 |
| | | | | 510 | Uecker | 1980 | **0.533** | need .501 |
| | | | | 511 | Uecker | 1980 | **0.447** | need .501 |
| | | | | 511.1 | Valliant | 1984 | **0.504** | need .544 |
| | | | | 511.2 | Valliant | 1984 | **0.383** | need .544 |

| | | | | | | | | |
|---|---|---|---|---|---|---|---|---|
| | | | | 511.3 | Valliant | 1992 | **0.497** | need .501 |
| | | | | 511.4 | Valliant | 1992 | **0.384** | need .501 |
| | | | | 511.5 | Valliant | 1992 | **0.377** | need .501 |
| | | | | 511.6 | Valliant | 1992 | **0.449** | need .501 |
| | | | | 511.7 | Van Natta | 2004 | **0.577** | need .521 |
| | | | | 511.8 | Van Natta | 2004 | **0.587** | need .521 |
| | | | | 512 | Viglione | 1995 | **0.303** | need .501 |
| | | | | 513 | Viglione | 1995 | **0.443** | need .501 |
| | | | | 514 | Viglione | 1995 | **0.413** | need .600 |
| | | | | 515 | Viglione | 1995 | **0.302** | need .600 |
| | | | | 516 | Viglione | 1995 | **0.441** | need .600 |
| | | | | 517 | Viglione | 1995 | **0.298** | need .600 |
| | | | | 517.1 | Villanueva | 1988 | **0.599** | need .501 |
| | | | | 517.2 | Villanueva | 1988 | **0.517** | need .501 |
| | | | | 518 | Walters | 1988 | **0.393** | need .501 |
| | | | | 519 | Walters | 1988 | **0.302** | need .501 |
| | | | | 520 | Walters | 1988 | **0.346** | need .501 |
| | | | | 521 | Walters | 1988 | **0.398** | need .501 |
| | | | | 521.01 | Watkins | 2000 | **0.468** | need .501 |
| | | | | 521.02 | Watkins | 2000 | **0.52** | need .501 |
| | | | | 522 | Watson | 1983 | **0.419** | need .501 |
| | | | | 523 | Watson | 1983 | **0.41** | need .501 |
| | | | | 524 | Wells | 1993 | **0.403** | need .501 |
| | | | | 525 | Wells | 1993 | **0.47** | need .501 |
| | | | | 526 | Wells | 1993 | **0.429** | need .501 |
| | | | | 527 | Wells | 1993 | **0.503** | need .501 |
| | | | | 528 | Wetter | 1992 | **0.307** | need .501 |
| | | | | 529 | Wetter | 1992 | **-0.161** | need .501 |
| | | | | 530 | Wetter | 1992 | **0.31** | need .501 |
| | | | | 531 | Wetter | 1992 | **0.266** | need .501 |
| | | | | 532 | Wetter | 1993 | **0.291** | need .501 |
| | | | | 533 | Wetter | 1993 | **0.454** | need .501 |
| | | | | 534 | Wetter | 1993 | **0.255** | need .501 |
| | | | | 535 | Wetter | 1993 | **0.465** | need .501 |
| | | | | 536 | Wetter | 1996 | **0.302** | need .501 |
| | | | | 537 | Wetter | 1996 | **0.342** | need .501 |
| | | | | 538 | Wetter | 1996 | **0.39** | need .501 |
| | | | | 539 | Wetter | 1996 | **0.38** | need .501 |
| | | | | 539.1 | Wetter | 1994 | **0.29** | need .501 |
| | | | | 539.2 | Wetter | 1994 | **0.339** | need .501 |
| | | | | 540 | Weybrew | 1996 | **0.495** | need .501 |
| | | | | 541 | Weybrew | 1996 | **0.452** | need .501 |
| | | | | 542 | Wiens | 1977 | **-0.028** | need .501 |
| | | | | 543 | Wiens | 1977 | **-0.081** | need .501 |
| | | | | 543.1 | Wright | 1997 | **0.449** | need .501 |
| | | | | 543.2 | Wright | 1997 | **0.565** | need .501 |

| | | | | | | | | |
|---|---|---|---|---|---|---|---|---|
| | | | | 543.3 | Wright | 1997 | **0.442** | need .501 |
| | | | | 543.4 | Wright | 1997 | **0.583** | need .501 |
| | | | | 544 | Youngjohn | 1997 | **0.151** | need .501 |
| | | | | 545 | Youngjohn | 1997 | **0.669** | need .501 |
| | | | | 546 | Youngjohn | 1997 | **0.469** | need .501 |
| | | | | 546.1 | Zalewski | 1994 | **0.076** | need .501 |
| | | | | 546.2 | Zalewski | 1994 | **0.523** | need .501 |
| | | | | 546.3 | Zalewski | 1994 | **0.417** | need .501 |
| | | | | 547 | Ziegler | 1995 | **0.141** | need .501 |
| | | | | 548 | Ziegler | 1995 | **-0.136** | need .501 |
| | | | | 549 | Ziegler | 1995 | **-0.006** | need .501 |
| | | | | 550 | Ziegler | 1995 | **0.018** | need .501 |

| | | | | | | | | |
|---|---|---|---|---|---|---|---|---|
| | | | | | | | | |
| | | | | | | | | |
| | | | | | | | | |

| | | | | | | | | |
|---|---|---|---|---|---|---|---|---|
| | | | | | | | | |
| | | | | | | | | |
| | | | | | | | | |

| | | | | | | | | |
|---|---|---|---|---|---|---|---|---|
| | | | | | | | | |
| | | | | | | | | |
| | | | | | | | | |

| | | | | | | | | |
|---|---|---|---|---|---|---|---|---|
| | | | | | | | | |
| | | | | | | | | |
| | | | | | | | | |

| | | | | | | | | |
|---|---|---|---|---|---|---|---|---|
| | | | | | | | | |
| | | | | | | | | |
| | | | | | | | | |

| | | | | | | | | |
|---|---|---|---|---|---|---|---|---|
| | | | | | | | | |
| | | | | | | | | |
| | | | | | | | | |

| | | | | | | | | |
|---|---|---|---|---|---|---|---|---|
| | | | | | | | | |
| | | | | | | | | |
| | | | | | | | | |

| | | | | | | | | |
|---|---|---|---|---|---|---|---|---|
| | | | | | | | | |
| | | | | | | | | |
| | | | | | | | | |

| | | | | | | | | |
|---|---|---|---|---|---|---|---|---|
| | | | | | | | | |
| | | | | | | | | |
| | | | | | | | | |
| | | | | | | | | |
| | | | | | | | | |
| | | | | | | | | |
| | | | | | | | | |
| | | | | | | | | |
| | | | | | | | | |
| | | | | | | | | |
| | | | | | | | | |
| | | | | | | | | |
| | | | | | | | | |
| | | | | | | | | |
| | | | | | | | | |
| | | | | | | | | |
| | | | | | | | | |
| | | | | | | | | |
| | | | | | | | | |
| | | | | | | | | |
| | | | | | | | | |
| | | | | | | | | |
| | | | | | | | | |
| | | | | | | | | |

| | | | | | | | | |
|---|---|---|---|---|---|---|---|---|
| males | 0 | | | **CREDIBILITY STUDIES** | | | Sample printout of corr | |
| males | 0 | | | Study # | Author | Year | rp | Required |
| males | 0 | | | 137 | Fox | 1964 | **0.462** | need .521 |
| males | 0 | | | 138 | Fox | 1964 | **0.458** | need .521 |
| females | 0 | | | 139 | Fox | 1964 | **0.434** | need .521 |
| females | 0 | | | 140 | Fox | 1964 | **0.445** | need .521 |
| males | 0 | | | 141 | Fox | 1964 | **0.428** | need .521 |
| males | 0 | | | 142 | Fox | 1964 | **0.446** | need .521 |
| males | 0 | | | 145.1 | Friedman | 2001 | **0.215** | need .501 |
| males | 0 | | | 145.2 | Friedman | 2001 | **0.166** | need .501 |
| males | 0 | | | 145.3 | Friedman | 2001 | **0.308** | need .501 |
| males | 0 | | | 145.4 | Friedman | 2001 | **0.302** | need .501 |
| males | 0 | | | 145.5 | Friedman | 2001 | **0.219** | need .501 |
| males | 1 | | | 145.6 | Friedman | 2001 | **0.218** | need .501 |
| males | 0 | | | 528 | Wetter | 1992 | **0.307** | need .501 |
| males | 0 | | | 430.1 | Pope | 1993 | **0.208** | need .501 |
| mixed | 0 | | | 430.2 | Pope | 1993 | **0.313** | need .501 |
| mixed | 0 | | | 430.3 | Pope | 1993 | **0.206** | need .501 |
| males | 0 | | | 528 | Wetter | 1992 | **0.307** | need .501 |
| males | 0 | | | | | | | |
| females | 0 | | | **NORMAL STUDIES** | | | | |
| females | 0 | | | | | | | |
| males | 0 | | | 22 | Baer | 1995 | **-0.07** | need .521 |
| males | 0 | | | 26 | Bagby | 1994 | **0.333** | need .501 |
| males | 0 | | | 35 | Bagby | 2002 | **-0.301** | need .600 |
| mixed | 0 | | | 44 | Berry | 1995 | **0.165** | need .521 |
| males | 0 | | | 79 | Castlebury | 1997 | **-0.213** | need .521 |
| males | 0 | | | 308 | Lamb | 1994 | **0.15** | need .501 |
| males | 0 | | | 313 | Lamb | 1994 | **0.129** | need .501 |
| males | 0 | | | 460 | Shores | 1998 | **-0.261** | need .501 |
| mixed | 0 | | | 482 | Strong | 2002 | **0.097** | need .501 |
| mixed | 0 | | | 529 | Wetter | 1992 | **-0.161** | need .501 |
| mixed | 0 | | | 542 | Wiens | 1977 | **-0.028** | need .501 |
| mixed | 0 | | | 543 | Wiens | 1977 | **-0.081** | need .501 |
| mixed | 0 | | | 483 | Strong | 2002 | **-0.353** | need .501 |
| mixed | 0 | | | 270.1 | Kauder | 2003 | **-0.262** | need .501 |
| mixed | 0 | | | 0.1 | Aamodt | 1998 | **0.461** | need .501 |
| mixed | 0 | | | 94.04 | Dearth | 2005 | **-0.04** | need .570 |
| mixed | 0 | | | | | | | |
| mixed | 0 | | | **FAKE BAD STUDIES** | | | | |
| mixed | 0 | | | | | | | |
| males | 0 | | | 12 | Anthony | 1971 | **0.423** | need .501 |
| females | 0 | | | 18 | Ashlock | 1987 | **0.287** | need .501 |
| mixed | 0 | | | 24 | Bagby | 1994 | **0.305** | need .501 |
| mixed | 0 | | | 28 | Bagby | 1997 | **0.371** | need .600 |
| mixed | 0 | | | 29 | Bagby | 1997 | **0.352** | need .600 |

| | | | | | | | | |
|---|---|---|---|---|---|---|---|---|
| mixed | 0 | | | 30 | Bagby | 1997 | **0.411** | need .600 |
| mixed | 0 | | | 32 | Bagby | 2002 | **0.498** | need .600 |
| mixed | 0 | | | 33 | Bagby | 2002 | **0.371** | need .600 |
| mixed | 0 | | | 40 | Berry | 2001 | **0.339** | need .570 |
| mixed | 0 | | | 41 | Berry | 2001 | **0.325** | need .570 |
| mixed | 0 | | | 42 | Berry | 2001 | **0.282** | need .570 |
| mixed | 0 | | | 47 | Berry | 1995 | **0.34** | need .521 |
| mixed | 0 | | | 59.01 | Blanchard | 2003 | **0.293** | need .501 |
| mixed | 1 | | | 59.02 | Blanchard | 2003 | **0.251** | need .501 |
| mixed | 1 | | | 115 | Elhai | 2000 | **0.282** | need .501 |
| mixed | 0 | | | 116.1 | Elhai | 2001 | **0.537** | need .501 |
| mixed | 0 | | | 116.2 | Elhai | 2001 | **0.257** | need .501 |
| mixed | 0 | | | 121 | Fairbank | 1985 | **0.251** | need .501 |
| mixed | 0 | | | 122 | Fairbank | 1985 | **0.242** | need .501 |
| mixed | 0 | | | 145 | Franklin | 2002 | **0.247** | need .501 |
| mixed | 1 | | | 150 | Gendreau | 1973 | **0.244** | need .521 |
| mixed | 0 | | | 164 | Graham | 1991 | **0.242** | need .501 |
| mixed | 0 | | | 165 | Graham | 1991 | **0.269** | need .501 |
| mixed | 1 | | | 234 | Hawk | 1989 | **0.274** | need .501 |
| mixed | 0 | | | 252 | Iverson | 1995 | **0.322** | need .501 |
| mixed | 0 | | | 253 | Iverson | 1995 | **0.203** | need .501 |
| mixed | 0 | | | 419 | Pensa | 1996 | **0.284** | need .501 |
| mixed | 0 | | | 444 | Rogers | 1995 | **0.296** | need .501 |
| mixed | 0 | | | 443 | Rice | 1983 | **0.256** | need .501 |
| mixed | 0 | | | 461 | Shores | 1998 | **0.264** | need .501 |
| mixed | 0 | | | 467 | Sivec | 1995 | **0.27** | need .521 |
| mixed | 0 | | | 468 | Sivec | 1995 | **0.249** | need .521 |
| males | 0 | | | 468.01 | Sivec | 1994 | **0.442** | need .521 |
| females | 0 | | | 468.02 | Sivec | 1994 | **0.263** | need .521 |
| males | 0 | | | 468.03 | Sivec | 1994 | **0.267** | need .521 |
| males | 0 | | | 476 | Storm | 2000 | **0.317** | need .501 |
| females | 0 | | | 477 | Storm | 2000 | **0.39** | need .501 |
| females | 0 | | | 478 | Storm | 2000 | **0.284** | need .501 |
| males | 1 | | | 479 | Storm | 2000 | **0.376** | need .501 |
| males | 1 | | | 512 | Viglione | 1995 | **0.303** | need .501 |
| males | 0 | | | 514 | Viglione | 1995 | **0.413** | need .600 |
| mixed | 0 | | | 515 | Viglione | 1995 | **0.302** | need .600 |
| mixed | 0 | | | 516 | Viglione | 1995 | **0.441** | need .600 |
| mixed | 0 | | | 517 | Viglione | 1995 | **0.298** | need .600 |
| mixed | 0 | | | 530 | Wetter | 1992 | **0.31** | need .501 |
| mixed | 0 | | | 531 | Wetter | 1992 | **0.266** | need .501 |
| mixed | 0 | | | 532 | Wetter | 1993 | **0.291** | need .501 |
| mixed | 0 | | | 534 | Wetter | 1993 | **0.255** | need .501 |
| mixed | 0 | | | 536 | Wetter | 1996 | **0.302** | need .501 |
| | | | | 537 | Wetter | 1996 | **0.342** | need .501 |

| | | | | | | | | |
|---|---|---|---|---|---|---|---|---|
| | | | | 538 | Wetter | 1996 | **0.39** | need .501 |
| | | | | 539 | Wetter | 1996 | **0.38** | need .501 |
| mixed | 1 | | | 313.021 | Larrabee | 1998 | **0.333** | need .501 |
| mixed | 1 | | | 94.03 | Dearth | 2005 | **0.408** | need .570 |
| mixed | 0 | | | 94.01 | Dearth | 2005 | **0.401** | need .570 |
| mixed | 0 | | | 313.023 | Larrabee | 2003 | **0.432** | need .501 |
| males | 0 | | | 87.1 | Crawford | 2006 | **0.271** | need .501 |
| males | 0 | | | 34.01 | Bagby | 2002 | **0.321** | need .570 |
| males | 0 | | | 34.02 | Bagby | 2002 | **0.364** | need .570 |
| males | 0 | | | 539.1 | Wetter | 1994 | **0.29** | need .501 |
| males | 1 | | | 539.2 | Wetter | 1994 | **0.339** | need .501 |
| males | 0 | | | 87.01 | Cramer | 1995 | **0.331** | need .570 |
| males | 1 | | | 87.02 | Cramer | 1995 | **0.354** | need .570 |
| males | 0 | | | 87.03 | Cramer | 1995 | **0.379** | need .570 |
| mixed | 0 | | | 87.04 | Cramer | 1995 | **0.379** | need .570 |
| mixed | 0 | | | 34.03 | Bagby | 2000 | **0.293** | need .600 |
| mixed | 0 | | | **FAKE GOOD STUDIES** | | | | |
| females | 0 | | | | | | | |
| mixed | 0 | | | 23 | Baer | 1995 | **-0.191** | need .521 |
| males | 0 | | | 25 | Bagby | 1994 | **-0.195** | need .501 |
| females | 0 | | | 151 | Gendreau | 1973 | **0.167** | need .521 |
| males | 0 | | | 166 | Graham | 1991 | **-0.104** | need .501 |
| males | 0 | | | 167 | Graham | 1991 | **-0.158** | need .501 |
| males | 0 | | | 442 | Rice | 1983 | **0.062** | need .501 |
| males | 0 | | | 462 | Shores | 1998 | **-0.125** | need .501 |
| males | 0 | | | | | | | |
| males | 1 | | | **SUBSTANCE USE STUDIES** | | | | |
| males | 0 | | | | | | | |
| males | 0 | | | 3 | Alterman | 1985 | **0.299** | need .501 |
| males | 0 | | | 4 | Alterman | 1985 | **0.052** | need .501 |
| females | 0 | | | 66 | Cannon | 1990 | **0.472** | need .501 |
| females | 0 | | | 67 | Cannon | 1990 | **0.53** | need .501 |
| females | 0 | | | 68 | Cannon | 1990 | **0.477** | need .501 |
| females | 0 | | | 86 | Craig | 1988 | **0.473** | need .501 |
| mixed | 0 | | | 87 | Craig | 1988 | **0.443** | need .501 |
| mixed | 0 | | | 92 | Cunninghai | 1993 | **0.481** | need .501 |
| mixed | 0 | | | 93 | Cunninghai | 1993 | **0.461** | need .501 |
| mixed | 0 | | | 94.1 | Demir | 2002 | **0.184** | need .501 |
| mixed | 0 | | | 94.2 | Demir | 2002 | **0.467** | need .501 |
| mixed | 0 | | | 101 | Dietvorst | 1979 | **0.071** | need .501 |
| mixed | 0 | | | 102 | Dietvorst | 1979 | **0.239** | need .501 |
| mixed | 0 | | | 103 | Dietvorst | 1979 | **0.304** | need .501 |
| mixed | 0 | | | 104 | Donovan | 1998 | **0.503** | need .570 |
| mixed | 0 | | | 105 | Donovan | 1998 | **0.466** | need .570 |
| males | 0 | | | 106 | Donovan | 1998 | **0.616** | need .570 |

| | | | | | | | | |
|---|---|---|---|---|---|---|---|---|
| females | 1 | | | 107 | Donovan | 1998 | **0.448** | need .570 |
| males | 0 | | | 108 | Donovan | 1998 | **0.601** | need .570 |
| males | 0 | | | 109 | Donovan | 1998 | **0.558** | need .570 |
| males | 0 | | | 110 | Donovan | 1998 | **0.67** | need .570 |
| males | 0 | | | 111 | Donovan | 1998 | **0.562** | need .570 |
| males | 0 | | | 233 | Hatsukami | 1982 | **0.496** | need .501 |
| males | 0 | | | 240 | Hodo | 1976 | **0.456** | need .544 |
| males | 0 | | | 245 | Holland | 1980 | **0.489** | need .501 |
| males | 1 | | | 246 | Huber | 1975 | **0.379** | need .501 |
| mixed | 0 | | | 247 | Huber | 1975 | **0.431** | need .501 |
| mixed | 0 | | | 248 | Hyer | 1991 | **0.492** | need .501 |
| mixed | 0 | | | 249 | Hyer | 1991 | **0.52** | need .501 |
| mixed | 1 | | | 250 | Hyer | 1991 | **0.313** | need .501 |
| mixed | 1 | | | 287 | Kojak | 1975 | **0.454** | need .501 |
| males | 0 | | | 288 | Krauthamer | 1979 | **0.171** | need .501 |
| males | 0 | | | 288.01 | Krznaric | 1999 | **-0.265** | need .501 |
| mixed | 0 | | | 288.02 | Krznaric | 1999 | **-0.044** | need .501 |
| mixed | 0 | | | 288.03 | Krznaric | 1999 | **0.439** | need .501 |
| mixed | 0 | | | 301 | Kuhne | 1993 | **0.41** | need .501 |
| mixed | 0 | | | 302 | Kwant | 1976 | **0.472** | need .501 |
| mixed | 0 | | | 303 | Kwant | 1976 | **0.533** | need .501 |
| mixed | 1 | | | 318 | Legan | 1996 | **0.443** | need .501 |
| females | 0 | | | 319 | Legan | 1996 | **0.545** | need .501 |
| females | 0 | | | 325 | Loberg | 1981 | **0.221** | need .501 |
| females | 0 | | | 326 | Loberg | 1981 | **0.364** | need .501 |
| females | 0 | | | 327 | Loberg | 1981 | **0.343** | need .501 |
| males | 0 | | | 328 | Loberg | 1981 | **0.294** | need .501 |
| males | 0 | | | 329 | Loberg | 1980 | **0.444** | need .501 |
| males | 0 | | | 330 | Loberg | 1980 | **0.364** | need .501 |
| males | 0 | | | 251.1 | Ingersoll | 2004 | **0.457** | need .501 |
| mixed | 0 | | | 251.2 | Ingersoll | 2004 | **0.365** | need .501 |
| mixed | 0 | | | 331 | MacAndrew | 1978 | **0.449** | need .501 |
| mixed | 1 | | | 333 | MacAndrew | 1963 | **0.362** | need .521 |
| mixed | 0 | | | 337 | Malow | 1992 | **0.486** | need .501 |
| mixed | 0 | | | 338 | Malow | 1992 | **0.521** | need .501 |
| males | 0 | | | 338.001 | McMahon | 2001 | **0.498** | need .501 |
| males | 0 | | | 338.002 | McMahon | 2001 | **-0.029** | need .501 |
| males | 0 | | | 338.003 | McMahon | 2001 | **0.35** | need .501 |
| females | 1 | | | 343 | McWilliams | 1977 | **0.475** | need .501 |
| mixed | 0 | | | 344 | McWilliams | 1977 | **0.536** | need .501 |
| mixed | 0 | | | 345 | McWilliams | 1977 | **0.524** | need .501 |
| mixed | 0 | | | 346 | McWilliams | 1977 | **0.551** | need .501 |
| mixed | 0 | | | 347 | McWilliams | 1977 | **0.51** | need .501 |
| mixed | 0 | | | 376 | Moss | 1992 | **0.407** | need .501 |
| mixed | 0 | | | 377 | Moss | 1992 | **0.326** | need .501 |
| males | 0 | | | 382 | Otto | 1988 | **0.507** | need .501 |

| | | | | | | | | |
|---|---|---|---|---|---|---|---|---|
| males | 0 | | | 383 | Otto | 1988 | **0.443** | need .501 |
| males | 0 | | | 406 | Owens | 2002 | **0.432** | need .501 |
| males | 1 | | | 407 | Owens | 2002 | **0.396** | need .501 |
| males | 0 | | | 410 | Patalano | 1982 | **0.474** | need .501 |
| males | 0 | | | 411 | Patalano | 1982 | **0.524** | need .501 |
| males | 0 | | | 412 | Patalano | 1978 | **0.511** | need .501 |
| males | 1 | | | 413 | Patalano | 1978 | **0.53** | need .501 |
| males | 0 | | | 414 | Penk | 1979 | **0.404** | need .501 |
| females | 1 | | | 415 | Penk | 1979 | **0.464** | need .501 |
| females | 0 | | | 416 | Penk | 1979 | **0.529** | need .501 |
| females | 1 | | | 417 | Penk | 1979 | **0.448** | need .501 |
| females | 0 | | | 418 | Penk | 1979 | **0.564** | need .501 |
| mixed | 0 | | | 421 | Pfost | 1984 | **0.503** | need .501 |
| mixed | 0 | | | 422 | Pittel | 1971 | **0.423** | need .501 |
| males | 0 | | | 423 | Pittel | 1971 | **0.47** | need .501 |
| males | 0 | | | 450 | Rohan | 1969 | **0.465** | need .501 |
| males | 0 | | | 451 | Rohan | 1969 | **0.462** | need .501 |
| males | 0 | | | 452 | Rohan | 1972 | **0.385** | need .501 |
| males | 0 | | | 453 | Rohan | 1972 | **0.482** | need .501 |
| males | 1 | | | 455 | Rouse | 1999 | **0.015** | need .501 |
| males | 0 | | | 456 | Rouse | 1999 | **0.236** | need .501 |
| males | 0 | | | 469 | Skinstad | 2002 | **0.476** | need .501 |
| males | 0 | | | 470 | Skinstad | 2002 | **0.466** | need .501 |
| males | 1 | | | 471 | Skinstad | 2002 | **0.377** | need .501 |
| males | 0 | | | 472 | Skinstad | 2002 | **0.016** | need .501 |
| males | 0 | | | 490 | Sutker | 1979(a) | **0.536** | need .501 |
| males | 0 | | | 491 | Sutker | 1979(a) | **0.499** | need .501 |
| males | 0 | | | 492 | Sutker | 1979(b) | **0.503** | need .501 |
| males | 1 | | | 493 | Sutker | 1979(b) | **0.549** | need .501 |
| males | 1 | | | 494 | Sutker | 1979(b) | **0.589** | need .501 |
| males | 0 | | | 495 | Sutker | 1979(b) | **0.54** | need .501 |
| males | 0 | | | 496 | Sutker | 1979(b) | **0.585** | need .501 |
| males | 0 | | | 497 | Sutker | 1979(b) | **0.523** | need .501 |
| males | 1 | | | 499 | Tosi | 1986 | **0.403** | need .501 |
| females | 0 | | | 500 | Tosi | 1986 | **0.177** | need .501 |
| females | 0 | | | 501 | Tosi | 1986 | **0.386** | need .501 |
| females | 0 | | | 502 | Tosi | 1986 | **0.006** | need .501 |
| females | 0 | | | 503 | Tosi | 1986 | **0.343** | need .501 |
| females | 0 | | | 504 | Tosi | 1986 | **0.551** | need .501 |
| females | 1 | | | 505 | Tosi | 1986 | **0.365** | need .501 |
| females | 0 | | | 506 | Tosi | 1986 | **0.428** | need .501 |
| females | 0 | | | 507 | Tosi | 1986 | **0.495** | need .501 |
| females | 0 | | | 510 | Uecker | 1980 | **0.533** | need .501 |
| females | 0 | | | 511 | Uecker | 1980 | **0.447** | need .501 |
| males | 0 | | | 522 | Watson | 1983 | **0.419** | need .501 |

| | | | | | | | | |
|---|---|---|---|---|---|---|---|---|
| males | 0 | | | 523 | Watson | 1983 | **0.41** | need .501 |
| males | 0 | | | 524 | Wells | 1993 | **0.403** | need .501 |
| males | 0 | | | 525 | Wells | 1993 | **0.47** | need .501 |
| males | 1 | | | 526 | Wells | 1993 | **0.429** | need .501 |
| males | 0 | | | 527 | Wells | 1993 | **0.503** | need .501 |
| males | 0 | | | 540 | Weybrew | 1996 | **0.495** | need .501 |
| males | 0 | | | 541 | Weybrew | 1996 | **0.452** | need .501 |
| males | 0 | | | 94.3 | Denier | 1991 | **0.477** | need .501 |
| males | 0 | | | 94.4 | Denier | 1991 | **0.504** | need .501 |
| males | 0 | | | 338.001 | Marshall | 1996 | **0.283** | need .570 |
| males | 0 | | | 338.002 | Marshall | 1996 | **0.566** | need .570 |
| males | 0 | | | | | | | |
| males | 0 | | | **PSYCHOLOGICAL TRAUMA STUDIES** | | | | |
| males | 0 | | | | | | | |
| males | 1 | | | 1 | Albrecht | 1994 | **0.306** | need .501 |
| males | 0 | | | 120 | Fairbank | 1985 | **0.335** | need .501 |
| males | 0 | | | 124.1 | Forbes | 1999 | **0.363** | need .501 |
| males | 0 | | | 143 | Foy | 1984 | **0.355** | need .501 |
| females | 0 | | | 2 | Allen | 1995 | **0.345** | need .501 |
| mixed | 0 | | | 17 | Ashlock | 1987 | **0.361** | need .501 |
| males | 0 | | | 50 | Binder | 2000 | **0.405** | need .501 |
| mixed | 1 | | | 51 | Binder | 2000 | **-0.313** | need .501 |
| mixed | 0 | | | 79.1 | Charles | 1999 | **0.148** | need .501 |
| males | 0 | | | 79.2 | Charles | 1999 | **0.44** | need .501 |
| mixed | 0 | | | 79.3 | Charles | 1999 | **0.407** | need .501 |
| females | 0 | | | 84 | Colotia | 2001 | **0.466** | need .570 |
| females | 0 | | | 85 | Colotia | 2001 | **0.465** | need .570 |
| females | 0 | | | 116 | Elhai | 2000 | **0.324** | need .501 |
| females | 0 | | | 116.3 | Elhai | 2000 | **0.319** | need .501 |
| females | 1 | | | 144 | Franklin | 2002 | **0.3** | need .501 |
| females | 0 | | | 154.001 | Glenn | 2002 | **0.382** | need .501 |
| females | 0 | | | 154.002 | Glenn | 2002 | **0.443** | need .501 |
| females | 0 | | | 251 | Hyer | 1986 | **0.303** | need .501 |
| males | 0 | | | 255 | Jordan | 1992 | **0.278** | need .501 |
| males | 0 | | | 283 | Kirz | 2001 | **0.386** | need .501 |
| males | 0 | | | 0.00001 | Marmar | 1994 | **0.522** | need .570 |
| males | 0 | | | 324.1 | Litz | 1991 | **0.346** | need .501 |
| males | 0 | | | 373.01 | Monnier | 2002 | **0.384** | need .634 |
| females | 0 | | | 373.02 | Monnier | 2002 | **0.357** | need .634 |
| males | 0 | | | 424 | Platt | 1986 | **0.535** | need .501 |
| males | 0 | | | 425 | Platt | 1986 | **0.469** | need .501 |
| males | 0 | | | 426 | Platt | 1986 | **0.482** | need .501 |
| males | 0 | | | 427 | Pollack | 1984 | **0.468** | need .501 |
| males | 0 | | | 428 | Pollack | 1984 | **0.391** | need .501 |
| males | 0 | | | 429 | Pollack | 1984 | **0.376** | need .501 |

| | | | | | | | | |
|---|---|---|---|---|---|---|---|---|
| males | 0 | | | 430 | Pollack | 1984 | **0.532** | need .501 |
| females | 0 | | | 463 | Sillanpaa | 1999 | **0.397** | need .501 |
| females | 0 | | | 464 | Sillanpaa | 1999 | **-0.125** | need .501 |
| females | 0 | | | 507.1 | Trent | 2000 | **0.377** | need .501 |
| females | 0 | | | 507.2 | Trent | 2000 | **0.393** | need .501 |
| females | 0 | | | 533 | Wetter | 1993 | **0.454** | need .501 |
| females | 0 | | | 546.1 | Zalewski | 1994 | **0.076** | need .501 |
| males | 0 | | | 546.2 | Zalewski | 1994 | **0.523** | need .501 |
| males | 0 | | | 546.3 | Zalewski | 1994 | **0.417** | need .501 |
| males | 0 | | | 12.1 | Arbisi | 2004 | **0.277** | need .521 |
| females | 0 | | | 12.2 | Arbisi | 2004 | **0.396** | need .521 |
| females | 0 | | | | | | | |
| females | 0 | | | **HEAD INJURY STUDIES** | | | | |
| males | 0 | | | | | | | |
| mixed | 0 | | | 45 | Berry | 1995 | **0.284** | need .521 |
| mixed | 0 | | | 46 | Berry | 1995 | **0.469** | need .521 |
| males | 0 | | | 58 | Black | 1975 | **0.565** | need .501 |
| females | 0 | | | 59 | Black | 1975 | **0.298** | need .501 |
| males | 0 | | | 62 | Burton | 1988 | **0.45** | need .501 |
| females | 0 | | | 63 | Burton | 1988 | **0.285** | need .501 |
| males | 0 | | | 80 | Chervinsky | 1998 | **0.344** | need .501 |
| females | 0 | | | 94 | Deacon | 1996 | **0.445** | need .501 |
| mixed | 0 | | | 148 | Gass | 1996 | **0.491** | need .501 |
| mixed | 1 | | | 149 | Gass | 1991 | **0.558** | need .501 |
| males | 0 | | | 155 | Golden | 2003 | **0.583** | need .521 |
| males | 1 | | | 156 | Golden | 2003 | **0.51** | need .521 |
| males | 1 | | | 157 | Golden | 2003 | **0.574** | need .521 |
| males | 0 | | | 158 | Golden | 2003 | **0.537** | need .521 |
| males | 0 | | | 159 | Golden | 2003 | **0.553** | need .521 |
| males | 0 | | | 160 | Golden | 2003 | **0.529** | need .521 |
| males | 0 | | | 161 | Golden | 2003 | **0.536** | need .521 |
| males | 0 | | | 161.1 | Golden | 2003 | **0.591** | need .521 |
| males | 1 | | | 154 | Gilberstadt | 1961 | **0.418** | need .501 |
| males | 1 | | | 304 | Lamb | 1994 | **0.361** | need .501 |
| females | 0 | | | 305 | Lamb | 1994 | **0.45** | need .501 |
| females | 1 | | | 306 | Lamb | 1994 | **0.406** | need .501 |
| males | 0 | | | 307 | Lamb | 1994 | **0.377** | need .501 |
| males | 0 | | | 309 | Lamb | 1994 | **0.361** | need .501 |
| mixed | 1 | | | 310 | Lamb | 1994 | **0.452** | need .501 |
| mixed | 0 | | | 311 | Lamb | 1994 | **0.386** | need .501 |
| mixed | 1 | | | 312 | Lamb | 1994 | **0.379** | need .501 |
| mixed | 1 | | | 407.1 | Palav | 2001 | **0.357** | need .501 |
| mixed | 1 | | | 454.01 | Ross | 2003 | **0.491** | need .501 |
| mixed | 1 | | | 474 | Solbakk | 2000 | **0.157** | need .501 |
| mixed | 1 | | | 544 | Youngjohn | 1997 | **0.151** | need .501 |
| mixed | 1 | | | 545 | Youngjohn | 1997 | **0.669** | need .501 |

| | | | | | | | | |
|---|---|---|---|---|---|---|---|---|
| mixed | 0 | | | 546 | Youngjohn | 1997 | **0.469** | need .501 |
| mixed | 0 | | | 94.02 | Dearth | 2005 | **0.665** | need .570 |
| males | 0 | | | 454.02 | Ross | 2004 | **0.346** | need .501 |
| females | 0 | | | 454.03 | Ross | 2004 | **0.341** | need .501 |
| females | 0 | | | 313.024 | Larrabee | 2003 | **0.397** | need .501 |
| males | 0 | | | 313.025 | Larrabee | 2003 | **0.457** | need .501 |
| females | 0 | | | 338.01 | McCarthy | 2004 | **0.171** | need .501 |
| males | 0 | | | 407.0063 | Owens | 2006 | **0.35** | need .521 |
| males | 0 | | | 407.0064 | Owens | 2006 | **0.118** | need .521 |
| females | 0 | | | 224.3 | Greiffenstein | 2001 | **0.409** | need .501 |
| males | 0 | | | 454.04 | Ross | 2006 | **0.489** | need .501 |
| females | 0 | | | | | | | |
| males | 0 | | | **BRAIN INVOLVEMENT STUDIES** | | | | |
| females | 0 | | | | | | | |
| males | 0 | | | 5 | Andersen | 1950 | **0.151** | need .501 |
| females | 0 | | | 6 | Andersen | 1950 | **0.463** | need .501 |
| males | 0 | | | 16 | Armstrong | 1997 | **0.405** | need .501 |
| females | 0 | | | 19 | Axelrod | 2002 | **0.371** | need .501 |
| males | 0 | | | 20 | Axelrod | 2002 | **0.486** | need .501 |
| females | 0 | | | 21 | Bachna | 1998 | **0.388** | need .501 |
| males | 0 | | | 48 | Binder | 2000 | **0.554** | need .501 |
| females | 0 | | | 49 | Binder | 2000 | **0.54** | need .501 |
| males | 0 | | | 56 | Black | 1982 | **0.532** | need .521 |
| females | 0 | | | 57 | Black | 1982 | **0.49** | need .521 |
| males | 0 | | | 60 | Bowler | 1991 | **0.465** | need .501 |
| females | 0 | | | 61 | Bowler | 1998 | **0.451** | need .501 |
| males | 0 | | | 64 | Burton | 1988 | **0.429** | need .501 |
| females | 0 | | | 65 | Burton | 1988 | **0.448** | need .501 |
| males | 0 | | | 85.1 | Cragar | 2003 | **0.471** | need .501 |
| females | 0 | | | 85.2 | Cragar | 2003 | **0.51** | need .501 |
| males | 0 | | | 85.3 | Cragar | 2003 | **0.528** | need .501 |
| females | 0 | | | 95 | Derry | 1996 | **0.432** | need .521 |
| males | 0 | | | 96 | Derry | 1996 | **0.22** | need .521 |
| females | 0 | | | 97 | Derry | 2002 | **0.561** | need .570 |
| males | 0 | | | 98 | Derry | 2002 | **0.296** | need .570 |
| females | 0 | | | 99 | Derry | 2002 | **-0.456** | need .570 |
| males | 0 | | | 100 | Derry | 2002 | **-0.386** | need .570 |
| females | 0 | | | 241 | Holland | 1980 | **0.565** | need .501 |
| males | 0 | | | 278 | King | 2002 | **0.55** | need .501 |
| females | 0 | | | 279 | King | 2002 | **0.095** | need .501 |
| males | 0 | | | 280 | King | 2002 | **0.443** | need .501 |
| females | 0 | | | 161.2 | Golden | 2003 | **0.486** | need .521 |
| males | 0 | | | 161.3 | Golden | 2003 | **0.403** | need .521 |
| females | 0 | | | 231 | Hartlage | 1993 | **0.284** | need .521 |
| males | 0 | | | 329 | Loberg | 1980 | **0.444** | need .501 |

| | | | | | | | | |
|---|---|---|---|---|---|---|---|---|
| males | 0 | | | 330 | Loberg | 1980 | **0.364** | need .501 |
| females | 0 | | | 373 | Miller | 1995 | **0.567** | need .501 |
| mixed | 0 | | | 475 | Solbakk | 2000 | **0.156** | need .501 |
| mixed | 0 | | | 379.003 | Nelson | 2006 | **0.397** | need .501 |
| mixed | 0 | | | 379.004 | Nelson | 2006 | **0.486** | need .501 |
| mixed | 0 | | | | | | | |
| mixed | 0 | | | **PAIN STUDIES** | | | | |
| mixed | 0 | | | | | | | |
| mixed | 0 | | | 125 | Fow | 1994 | **0.496** | need .521 |
| mixed | 0 | | | 126 | Fow | 1994 | **0.431** | need .521 |
| mixed | 1 | | | 127 | Fow | 1994 | **0.43** | need .521 |
| mixed | 0 | | | 128 | Fow | 1994 | **0.398** | need .521 |
| mixed | 0 | | | 129 | Fow | 1994 | **0.446** | need .521 |
| mixed | 0 | | | 130 | Fow | 1994 | **0.431** | need .521 |
| mixed | 0 | | | 131 | Fow | 1994 | **0.492** | need .521 |
| mixed | 0 | | | 132 | Fow | 1994 | **0.487** | need .521 |
| mixed | 0 | | | 133 | Fow | 1994 | **0.46** | need .521 |
| mixed | 0 | | | 134 | Fow | 1994 | **0.446** | need .521 |
| mixed | 0 | | | 135 | Fow | 1994 | **0.452** | need .521 |
| mixed | 1 | | | 136 | Fow | 1994 | **0.436** | need .521 |
| mixed | 0 | | | 227 | Hagedorn | 1985 | **0.192** | need .501 |
| mixed | 0 | | | 228 | Hagedorn | 1985 | **-0.071** | need .501 |
| mixed | 0 | | | 229 | Hagedorn | 1985 | **0.091** | need .501 |
| mixed | 0 | | | 230 | Hagedorn | 1985 | **-0.151** | need .501 |
| mixed | 0 | | | 271 | Keller | 1991 | **0.456** | need .501 |
| mixed | 0 | | | 272 | Keller | 1991 | **0.296** | need .501 |
| mixed | 0 | | | 273 | Keller | 1991 | **-0.152** | need .501 |
| mixed | 1 | | | 274 | Keller | 1991 | **0.25** | need .501 |
| mixed | 0 | | | 275 | Keller | 1991 | **0.389** | need .501 |
| mixed | 0 | | | 276 | Keller | 1991 | **0.097** | need .501 |
| mixed | 0 | | | 338.00.5 | McGrath | 1999 | **0.409** | need .501 |
| mixed | 0 | | | 367 | Meyers | 2002 | **0.34** | need .501 |
| mixed | 0 | | | 368 | Meyers | 2002 | **0.416** | need .501 |
| mixed | 0 | | | 369 | Meyers | 2002 | **0.307** | need .501 |
| mixed | 0 | | | 370 | Meyers | 2002 | **0.362** | need .501 |
| mixed | 0 | | | 473 | Slesinger | 2002 | **0.449** | need .501 |
| mixed | 0 | | | 313.022 | Larrabee | 1998 | **0.375** | need .501 |
| mixed | 0 | | | 338.02 | McCarthy | 2004 | **0.209** | need .501 |
| mixed | 0 | | | 80.1 | Clark | 2000 | **0.476** | need .501 |
| mixed | 0 | | | 1.1 | Alexy | 1999 | **0.11** | need .501 |
| mixed | 0 | | | 1.2 | Alexy | 1999 | **0.038** | need .501 |
| mixed | 0 | | | 226.3 | Guez | 2005 | **0.16** | need .521 |
| mixed | 0 | | | 226.4 | Guez | 2005 | **-0.092** | need .521 |
| mixed | 0 | | | | | | | |
| mixed | 0 | | | **HEADACHE STUDIES** | | | | |

| | | | | | | | | |
|---|---|---|---|---|---|---|---|---|
| mixed | 0 | | | | | | | |
| mixed | 0 | | | 289 | Kudrow | 1979 | **0.187** | need .501 |
| mixed | 0 | | | 290 | Kudrow | 1979 | **0.172** | need .501 |
| mixed | 0 | | | 291 | Kudrow | 1979 | **0.23** | need .501 |
| mixed | 1 | | | 292 | Kudrow | 1979 | **0.256** | need .501 |
| mixed | 0 | | | 293 | Kudrow | 1979 | **0.328** | need .501 |
| mixed | 0 | | | 294 | Kudrow | 1979 | **0.29** | need .501 |
| mixed | 1 | | | 295 | Kudrow | 1979 | **0.147** | need .501 |
| mixed | 0 | | | 296 | Kudrow | 1979 | **0.094** | need .501 |
| mixed | 0 | | | 297 | Kudrow | 1979 | **0.319** | need .501 |
| mixed | 0 | | | 298 | Kudrow | 1979 | **0.396** | need .501 |
| mixed | 0 | | | 299 | Kudrow | 1979 | **0.42** | need .501 |
| males | 0 | | | 300 | Kudrow | 1979 | **0.399** | need .501 |
| males | 0 | | | 547 | Ziegler | 1995 | **0.141** | need .501 |
| mixed | 0 | | | 548 | Ziegler | 1995 | **-0.136** | need .501 |
| females | 0 | | | 549 | Ziegler | 1995 | **-0.006** | need .501 |
| females | 0 | | | 550 | Ziegler | 1995 | **0.018** | need .501 |
| males | 0 | | | 301.1 | Kurman | 1992 | **0.394** | need .501 |
| males | 0 | | | 301.2 | Kurman | 1992 | **0.245** | need .501 |
| mixed | 0 | | | 301.3 | Kurman | 1992 | **0.281** | need .501 |
| mixed | 0 | | | 338.03 | McCarthy | 2004 | **0.327** | need .501 |
| females | 0 | | | | | | | |
| females | 0 | | | **CRIMINAL STUDIES** | | | | |
| males | 0 | | | | | | | |
| males | 0 | | | 103.01 | Domingo | 2001 | **0.572** | need .501 |
| mixed | 0 | | | 103.02 | Domingo | 2001 | **0.407** | need .501 |
| males | 0 | | | 124.01 | Floyd | 1999 | **0.292** | need .501 |
| males | 0 | | | 152 | Gendreau | 1973 | **0.487** | need .521 |
| males | 0 | | | 154.0001 | Gironda | 1999 | **0.511** | need .501 |
| males | | | | 154.0002 | Gironda | 1999 | **0.621** | need .501 |
| mixed | 0 | | | 154.0003 | Gironda | 1999 | **0.482** | need .501 |
| mixed | 0 | | | 154.0004 | Gironda | 1999 | **0.549** | need .501 |
| mixed | 0 | | | 288.1 | Kucharski | 2002 | **0.5** | need .521 |
| mixed | 0 | | | 288.2 | Kucharski | 2002 | **0.308** | need .521 |
| females | 0 | | | 288.3 | Kucharski | 2002 | **0.311** | need .521 |
| females | 0 | | | 288.4 | Kucharski | 2002 | **0.325** | need .521 |
| males | 0 | | | 288.5 | Kucharski | 2002 | **0.499** | need .521 |
| males | 0 | | | 240.1 | Holden | 1993 | **0.474** | need .501 |
| males | 0 | | | 7 | Anderson | 1983 | **0.063** | need .501 |
| males | 0 | | | 8 | Anderson | 1983 | **0.244** | need .501 |
| females | 0 | | | 9 | Anderson | 1983 | **0.143** | need .501 |
| males | 1 | | | 10 | Anderson | 1983 | **0.509** | need .501 |
| females | 0 | | | 11 | Anderson | 1983 | **0.411** | need .501 |
| males | 0 | | | 52 | Biro | 1992 | **0.32** | need .501 |
| males | 1 | | | 53 | Biro | 1992 | **0.34** | need .501 |

| | | | | | | | | |
|---|---|---|---|---|---|---|---|---|
| males | 1 | | | 54 | Biro | 1992 | **0.372** | need .501 |
| males | 0 | | | 55 | Biro | 1992 | **0.423** | need .501 |
| females | 0 | | | 235 | Hawk | 1989 | **0.411** | need .501 |
| males | 1 | | | 236 | Hawk | 1989 | **0.498** | need .501 |
| males | 0 | | | 313.03 | Lawson | 2003 | **0.369** | need .501 |
| males | 0 | | | 313.04 | Lawson | 2003 | **-0.052** | need .501 |
| males | 0 | | | 313.05 | Lawson | 2003 | **-0.07** | need .501 |
| males | 0 | | | 313.06 | Lawson | 2003 | **0.472** | need .501 |
| males | 0 | | | 313.07 | Lawson | 2003 | **0.634** | need .501 |
| males | 0 | | | 338.00.6 | McKee | 2001 | **0.421** | need .501 |
| males | 0 | | | 338.00.7 | McKee | 2001 | **0.435** | need .501 |
| males | 0 | | | 338.00.8 | McKee | 2001 | **0.442** | need .501 |
| males | 0 | | | 338.00.9 | McKee | 2001 | **0.5** | need .501 |
| males | 0 | | | 338.00.10 | McKee | 2001 | **0.404** | need .501 |
| males | 0 | | | 338.00.11 | McKee | 2001 | **0.454** | need .501 |
| males | 0 | | | 348 | Megargee | 2001 | **-0.226** | need .501 |
| males | 0 | | | 349 | Megargee | 2001 | **-0.221** | need .501 |
| males | 0 | | | 350 | Megargee | 2001 | **0.032** | need .501 |
| males | 0 | | | 351 | Megargee | 2001 | **0.023** | need .501 |
| males | 0 | | | 352 | Megargee | 2001 | **-0.052** | need .501 |
| males | 1 | | | 353 | Megargee | 2001 | **-0.061** | need .501 |
| males | 0 | | | 354 | Megargee | 2001 | **0.026** | need .501 |
| males | 0 | | | 355 | Megargee | 2001 | **0.088** | need .501 |
| females | 0 | | | 356 | Megargee | 2001 | **0.11** | need .501 |
| females | 0 | | | 357 | Megargee | 2001 | **0.214** | need .501 |
| | | | | 358 | Megargee | 2001 | **0.082** | need .501 |
| mixed | 0 | | | 359 | Megargee | 2001 | **0.186** | need .501 |
| mixed | 0 | | | 360 | Megargee | 2001 | **0.407** | need .501 |
| mixed | 0 | | | 361 | Megargee | 2001 | **0.51** | need .501 |
| males | 0 | | | 362 | Megargee | 2001 | **0.404** | need .501 |
| males | 0 | | | 363 | Megargee | 2001 | **0.508** | need .501 |
| males | 1 | | | 364 | Megargee | 2001 | **0.492** | need .501 |
| males | 0 | | | 365 | Megargee | 2001 | **0.46** | need .501 |
| males | 0 | | | 366 | Megargee | 2001 | **0.451** | need .501 |
| males | 0 | | | 366.1 | Megargee | 1999 | **0.281** | need .501 |
| males | 0 | | | 366.2 | Megargee | 1999 | | need .501 |
| males | 1 | | | 366.3 | Megargee | 1999 | | need .501 |
| males | 0 | | | 366.4 | Megargee | 1999 | **0.273** | need .501 |
| males | 0 | | | 375.001 | Moskowitz | 1999 | **0.125** | need .501 |
| males | 0 | | | 381.01 | Nieberding | 2003 | **-0.298** | need .501 |
| males | 1 | | | 381.02 | Nieberding | 2003 | **-0.119** | need .501 |
| males | 1 | | | 381.03 | Nieberding | 2003 | **0.375** | need .501 |
| males | 0 | | | 381.04 | Nieberding | 2003 | **0.287** | need .501 |
| males | 0 | | | 381.05 | Nieberding | 2003 | **0.49** | need .501 |
| males | 0 | | | 381.06 | Nieberding | 2003 | **0.45** | need .501 |

| | | | | | | | | |
|---|---|---|---|---|---|---|---|---|
| males | 1 | | | 381.07 | Nieberding | 2003 | **0.35** | need .501 |
| males | 0 | | | 432 | Quinsey | 1980 | **0.48** | need .501 |
| males | 0 | | | 433 | Quinsey | 1980 | **0.439** | need .501 |
| females | 0 | | | 434 | Quinsey | 1980 | **0.478** | need .501 |
| males | 0 | | | 437 | Quinsey | 1980 | **0.468** | need .501 |
| males | 0 | | | 441 | Rice | 1983 | **0.256** | need .501 |
| mixed | 0 | | | 446 | Rogers | 1995 | **0.533** | need .501 |
| mixed | 0 | | | 447 | Rogers | 1995 | **0.385** | need .501 |
| mixed | 0 | | | 448 | Rogers | 1995 | **0.42** | need .501 |
| males | 0 | | | 449 | Rogers | 1995 | **0.476** | need .501 |
| mixed | 0 | | | 458 | Shea | 1996 | **0** | need .501 |
| mixed | 0 | | | 459 | Shea | 1996 | **0** | need .501 |
| males | 0 | | | 486 | Sutker | 1979 | **0.598** | need .501 |
| males | 0 | | | 487 | Sutker | 1979 | **0.552** | need .501 |
| males | 0 | | | 488 | Sutker | 1978 | **0.582** | need .501 |
| females | 0 | | | 489 | Sutker | 1978 | **0.575** | need .501 |
| females | 0 | | | 498 | Thiemann | 2000 | **0.537** | need .501 |
| females | 0 | | | 511.1 | Valliant | 1984 | **0.504** | need .544 |
| females | 0 | | | 511.2 | Valliant | 1984 | **0.383** | need .544 |
| mixed | 1 | | | 518 | Walters | 1988 | **0.393** | need .501 |
| mixed | 0 | | | 543.1 | Wright | 1997 | **0.449** | need .501 |
| mixed | 0 | | | 543.2 | Wright | 1997 | **0.565** | need .501 |
| females | 0 | | | 543.3 | Wright | 1997 | **0.442** | need .501 |
| females | 1 | | | 543.4 | Wright | 1997 | **0.583** | need .501 |
| males | 0 | | | 113.01 | Edinger | 1979 | **0.423** | need .501 |
| females | 0 | | | 113.02 | Edinger | 1979 | **0.22** | need .501 |
| mixed | 0 | | | 113.03 | Edinger | 1979 | **0.46** | need .501 |
| mixed | 0 | | | 113.04 | Edinger | 1979 | **0.351** | need .501 |
| males | 0 | | | 113.05 | Edinger | 1979 | **0.336** | need .501 |
| females | 0 | | | 113.06 | Edinger | 1979 | **0.556** | need .501 |
| males | 0 | | | 113.07 | Edinger | 1979 | **0.434** | need .501 |
| males | 0 | | | 113.08 | Edinger | 1979 | **0.404** | need .501 |
| males | 0 | | | 113.09 | Edinger | 1979 | **0.281** | need .501 |
| males | 0 | | | 113.1 | Edinger | 1979 | **0.559** | need .501 |
| males | 0 | | | 113.11 | Edinger | 1979 | **0.406** | need .501 |
| males | 0 | | | 113.12 | Edinger | 1979 | **0.202** | need .501 |
| males | 0 | | | 113.13 | Edinger | 1979 | **0.473** | need .501 |
| males | 0 | | | 113.14 | Edinger | 1979 | **0.31** | need .501 |
| males | 0 | | | 113.15 | Edinger | 1979 | **0.511** | need .501 |
| males | 0 | | | 113.16 | Edinger | 1979 | **0.572** | need .501 |
| males | 0 | | | 113.17 | Edinger | 1979 | **0.412** | need .501 |
| males | 0 | | | 113.18 | Edinger | 1979 | **0.406** | need .501 |
| males | 0 | | | 113.19 | Edinger | 1979 | **0.261** | need .501 |
| males | 0 | | | 113.2 | Edinger | 1979 | **0.55** | need .501 |
| females | 0 | | | 113.21 | Edinger | 1979 | **0.444** | need .501 |
| females | 0 | | | 113.22 | Edinger | 1979 | **0.22** | need .501 |

| | | | | | | | | |
|---|---|---|---|---|---|---|---|---|
| females | 0 | | | 113.23 | Edinger | 1979 | **0.491** | need .501 |
| females | 0 | | | 113.24 | Edinger | 1979 | **-0.086** | need .501 |
| females | 0 | | | 113.25 | Edinger | 1979 | **0.31** | need .501 |
| females | 0 | | | 113.26 | Edinger | 1979 | **0.582** | need .501 |
| males | 0 | | | 113.27 | Edinger | 1979 | **0.355** | need .501 |
| males | 0 | | | 113.28 | Edinger | 1979 | **0.445** | need .501 |
| males | 0 | | | 113.29 | Edinger | 1979 | **0.1** | need .501 |
| mixed | 0 | | | 113.3 | Edinger | 1979 | **0.346** | need .501 |
| mixed | 0 | | | 113.31 | Edinger | 1982 | **-0.016** | need .501 |
| mixed | 0 | | | 113.32 | Edinger | 1982 | **-0.104** | need .501 |
| males | 0 | | | 113.33 | Edinger | 1982 | **-0.305** | need .501 |
| females | 1 | | | 113.34 | Edinger | 1982 | **-0.268** | need .501 |
| males | 0 | | | 113.35 | Edinger | 1982 | **0.515** | need .501 |
| males | 0 | | | 113.36 | Edinger | 1982 | **0.461** | need .501 |
| males | 0 | | | 113.37 | Edinger | 1982 | **0.118** | need .501 |
| males | 0 | | | 113.38 | Edinger | 1982 | **-0.047** | need .501 |
| males | 0 | | | 113.39 | Edinger | 1982 | **-0.112** | need .501 |
| females | 0 | | | 113.4 | Edinger | 1982 | **-0.204** | need .501 |
| females | 0 | | | 113.41 | Edinger | 1982 | **0.413** | need .501 |
| females | 0 | | | 113.42 | Edinger | 1982 | **0.487** | need .501 |
| females | 0 | | | 113.43 | Edinger | 1982 | **0.093** | need .501 |
| females | 0 | | | 113.44 | Edinger | 1982 | **-0.192** | need .501 |
| mixed | 0 | | | 113.45 | Edinger | 1982 | **0.454** | need .501 |
| mixed | 0 | | | 113.46 | Edinger | 1982 | **0.511** | need .501 |
| mixed | 0 | | | 113.47 | Edinger | 1982 | **-0.087** | need .501 |
| mixed | 0 | | | 113.48 | Edinger | 1982 | **-0.067** | need .501 |
| mixed | 0 | | | 113.49 | Edinger | 1982 | **0.304** | need .501 |
| mixed | 0 | | | 0 | Aamodt | 1998 | **-0.035** | need .501 |
| mixed | 0 | | | 366.5 | Magargee | 1977 | **0.406** | need .501 |
| males | 0 | | | 366.6 | Magargee | 1977 | **0.274** | need .501 |
| males | 0 | | | 366.7 | Magargee | 1977 | **0.45** | need .501 |
| males | 0 | | | 366.8 | Magargee | 1977 | **0.381** | need .501 |
| males | 0 | | | 366.9 | Magargee | 1977 | **0.367** | need .501 |
| males | 1 | | | 366.1 | Magargee | 1977 | **0.552** | need .501 |
| females | 0 | | | 366.11 | Magargee | 1977 | **0.309** | need .501 |
| females | 0 | | | 366.12 | Magargee | 1977 | **0.404** | need .501 |
| males | 0 | | | 366.13 | Magargee | 1977 | **0.287** | need .501 |
| females | 0 | | | 366.14 | Magargee | 1977 | **0.602** | need .501 |
| males | 0 | | | 459.1 | Shea | 1996 | **0** | need .501 |
| females | 1 | | | 230.01 | Hale | 1988 | **0.455** | need .501 |
| males | 0 | | | 230.02 | Hale | 1988 | **0.326** | need .501 |
| females | 0 | | | 230.03 | Hale | 1988 | **-0.025** | need .501 |
| mixed | 0 | | | 270A | Kalichman | 1989 | **0.283** | need .501 |
| mixed | 0 | | | 270B | Kalichman | 1989 | **0.339** | need .501 |
| mixed | 0 | | | 270C | Kalichman | 1989 | **0.371** | need .501 |
| males | 0 | | | 230.04 | Hale | 1988 | **0.457** | need .501 |

| | | | | | | | | |
|---|---|---|---|---|---|---|---|---|
| males | 0 | | | 39.1 | Bernard | 1984 | **0.446** | need .501 |
| males | 0 | | | 517.1 | Villanueva | 1988 | **0.599** | need .501 |
| males | 0 | | | 517.2 | Villanueva | 1988 | **0.517** | need .501 |
| males | 0 | | | 511.6 | Valliant | 1992 | **0.449** | need .501 |
| males | 0 | | | 409.01 | Parsons | 1997 | **-0.123** | need .501 |
| males | 0 | | | 409.02 | Parsons | 1997 | **-0.084** | need .501 |
| female | 0 | | | 409.03 | Parsons | 1997 | **0.416** | need .501 |
| males | 0 | | | 409.04 | Parsons | 1997 | **0.102** | need .501 |
| female | 0 | | | 409.05 | Parsons | 1997 | **-0.132** | need .501 |
| female | 0 | | | 409.06 | Parsons | 1997 | **0.425** | need .501 |
| female | 0 | | | 409.07 | Parsons | 1997 | **-0.181** | need .501 |
| female | 0 | | | 409.08 | Parsons | 1997 | **0.539** | need .501 |
| females | 0 | | | 409.09 | Parsons | 1997 | **-0.205** | need .501 |
| females | 0 | | | 409.1 | Parsons | 1997 | **0.53** | need .501 |
| females | 0 | | | 83.01 | Cole | 1991 | **0.082** | need .501 |
| females | 0 | | | 83.02 | Cole | 1991 | **0.071** | need .501 |
| females | 0 | | | 83.03 | Cole | 1991 | **-0.281** | need .501 |
| females | 0 | | | 83.04 | Cole | 1991 | **0.185** | need .501 |
| females | 0 | | | 83.05 | Cole | 1991 | **0.491** | need .501 |
| females | 0 | | | 83.06 | Cole | 1991 | **0.526** | need .501 |
| males | 0 | | | 247.1 | Hutton | 1993 | **-0.071** | need .501 |
| males | 0 | | | 247.2 | Hutton | 1993 | **0.03** | need .501 |
| mixed | 0 | | | 247.3 | Hutton | 1993 | **0.464** | need .501 |
| mixed | 0 | | | 247.4 | Hutton | 1993 | **0.152** | need .501 |
| males | 0 | | | 247.5 | Hutton | 1993 | **0.006** | need .501 |
| males | 1 | | | 247.6 | Hutton | 1993 | **0.492** | need .501 |
| males | 0 | | | 247.7 | Hutton | 1993 | **0.091** | need .501 |
| males | 0 | | | 247.8 | Hutton | 1993 | **0.449** | need .501 |
| males | 0 | | | 247.9 | Hutton | 1993 | **-0.144** | need .501 |
| males | 0 | | | 381.001 | Nichols | 1979 | **-0.079** | need .501 |
| mixed | 0 | | | 381.002 | Nichols | 1979 | **0.541** | need .501 |
| mixed | 0 | | | 381.003 | Nichols | 1979 | **0.422** | need .501 |
| mixed | 0 | | | 381.004 | Nichols | 1979 | **0.189** | need .501 |
| mixed | 0 | | | 381.005 | Nichols | 1979 | **-0.307** | need .501 |
| mixed | 0 | | | 381.006 | Nichols | 1979 | **-0.248** | need .501 |
| mixed | 0 | | | 381.007 | Nichols | 1979 | **0.189** | need .501 |
| mixed | 0 | | | 381.008 | Nichols | 1979 | **0.372** | need .501 |
| mixed | 0 | | | 381.009 | Nichols | 1979 | **0.334** | need .501 |
| mixed | 0 | | | 381.011 | Nichols | 1979 | **-0.193** | need .501 |
| females | 0 | | | 381.012 | Nichols | 1979 | **0.066** | need .501 |
| females | 0 | | | 381.013 | Nichols | 1979 | **-0.31** | need .501 |
| females | 0 | | | 381.014 | Nichols | 1979 | **0.184** | need .501 |
| females | 0 | | | 381.015 | Nichols | 1979 | **0.589** | need .501 |
| females | 0 | | | 381.016 | Nichols | 1979 | **0.554** | need .501 |
| females | 0 | | | 381.017 | Nichols | 1979 | **0.493** | need .501 |
| mixed | 0 | | | 381.018 | Nichols | 1979 | **0.361** | need .501 |

| | | | | | | | | |
|---|---|---|---|---|---|---|---|---|
| mixed | 0 | | | 381.019 | Nichols | 1979 | **-0.372** | need .501 |
| mixed | 0 | | | 381.021 | Nichols | 1979 | **-0.234** | need .501 |
| males | 0 | | | 381.022 | Nichols | 1979 | **0.21** | need .501 |
| males | 1 | | | 381.023 | Nichols | 1979 | **0.157** | need .501 |
| females | 0 | | | 381.024 | Nichols | 1979 | **-0.043** | need .501 |
| females | 1 | | | 381.025 | Nichols | 1979 | **-0.056** | need .501 |
| males | 0 | | | 381.026 | Nichols | 1979 | **0.352** | need .501 |
| males | 1 | | | 381.027 | Nichols | 1979 | **0.476** | need .501 |
| males | 1 | | | 381.028 | Nichols | 1979 | **0.581** | need .501 |
| males | 1 | | | 381.029 | Nichols | 1979 | **0.489** | need .501 |
| males | 1 | | | 381.031 | Nichols | 1979 | **0.464** | need .501 |
| males | 0 | | | 381.032 | Nichols | 1979 | **-0.034** | need .501 |
| females | 0 | | | 381.033 | Nichols | 1979 | **0.001** | need .501 |
| males | 0 | | | 381.034 | Nichols | 1979 | **0.516** | need .501 |
| females | 0 | | | 381.035 | Nichols | 1979 | **0.1** | need .501 |
| males | 0 | | | 381.036 | Nichols | 1979 | **0.072** | need .501 |
| females | 0 | | | 381.037 | Nichols | 1979 | **0.609** | need .501 |
| males | 0 | | | 381.038 | Nichols | 1979 | **-0.025** | need .501 |
| females | 0 | | | 381.039 | Nichols | 1979 | **0.51** | need .501 |
| males | 0 | | | 381.041 | Nichols | 1979 | **-0.166** | need .501 |
| females | 0 | | | 381.042 | Nichols | 1979 | **0.355** | need .501 |
| males | 0 | | | 381.043 | Nichols | 1979 | **0.487** | need .501 |
| females | 0 | | | 34.1 | Bain | 1983 | **0.158** | need .501 |
| males | 0 | | | 34.2 | Bain | 1983 | **-0.054** | need .501 |
| males | 1 | | | 34.3 | Bain | 1983 | **-0.036** | need .501 |
| females | 0 | | | 34.4 | Bain | 1983 | **-0.012** | need .501 |
| males | 1 | | | 34.5 | Bain | 1983 | **-0.115** | need .501 |
| females | 0 | | | 34.6 | Bain | 1983 | **0.649** | need .501 |
| males | 0 | | | 34.7 | Bain | 1983 | **0.527** | need .501 |
| females | 0 | | | 34.8 | Bain | 1983 | **0.235** | need .501 |
| males | 0 | | | 34.9 | Bain | 1983 | **0.15** | need .501 |
| males | 1 | | | 34.11 | Bain | 1983 | **-0.108** | need .501 |
| females | 1 | | | 34.12 | Bain | 1983 | **-0.005** | need .501 |
| females | 0 | | | 34.13 | Bain | 1983 | **0.365** | need .501 |
| males | 0 | | | 34.14 | Bain | 1983 | **0.506** | need .501 |
| males | 0 | | | 34.15 | Bain | 1983 | **-0.132** | need .501 |
| males | 0 | | | 34.16 | Bain | 1983 | **0.009** | need .501 |
| males | 0 | | | 34.17 | Bain | 1983 | **0.556** | need .501 |
| males | 0 | | | 34.18 | Bain | 1983 | **0.5** | need .501 |
| males | 1 | | | 34.19 | Bain | 1983 | **-0.205** | need .501 |
| males | 0 | | | 34.21 | Bain | 1983 | **-0.23** | need .501 |
| males | 0 | | | 34.22 | Bain | 1983 | **0.28** | need .501 |
| males | 0 | | | 34.23 | Bain | 1983 | **0.417** | need .501 |
| males | 1 | | | 34.24 | Bain | 1983 | **0.271** | need .501 |
| mixed | 0 | | | 34.25 | Bain | 1983 | **0.405** | need .501 |
| mixed | 0 | | | 407.01 | Owens | 2002 | **0.451** | need .501 |

| | | | | | | | | |
|---|---|---|---|---|---|---|---|---|
| mixed | 0 | | | 407.02 | Owens | 2002 | **0.533** | need .501 |
| mixed | 0 | | | 407.03 | Owens | 2002 | **0.38** | need .501 |
| males | 0 | | | 407.04 | Owens | 2002 | **0.492** | need .501 |
| males | 0 | | | 407.05 | Owens | 2002 | **0.522** | need .501 |
| mixed | 1 | | | 407.06 | Owens | 2002 | **0.532** | need .501 |
| nales | 0 | | | 407.07 | Owens | 2002 | **0.459** | need .501 |
| nales | 0 | | | 407.08 | Owens | 2002 | **0.485** | need .501 |
| females | 0 | | | 407.09 | Owens | 2002 | **0.59** | need .501 |
| females | 0 | | | 407.001 | Owens | 2002 | **0.549** | need .501 |
| mixed | 0 | | | 407.0012 | Owens | 2002 | **0.531** | need .501 |
| mixed | 0 | | | 407.0013 | Owens | 2002 | **0.47** | need .501 |
| males | 0 | | | 457.1 | Schulein | 1982 | **0.307** | need .501 |
| males | 0 | | | 457.2 | Schulein | 1982 | **0.27** | need .501 |
| males | 1 | | | 457.3 | Schulein | 1982 | **0.476** | need .501 |
| males | 0 | | | 457.4 | Schulein | 1982 | **0.277** | need .501 |
| mixed | 0 | | | 457.5 | Schulein | 1982 | **0.163** | need .501 |
| mixed | 0 | | | 457.6 | Schulein | 1982 | **0.546** | need .501 |
| males | 0 | | | 457.7 | Schulein | 1982 | **0.504** | need .501 |
| females | 0 | | | 457.8 | Schulein | 1982 | **0.4** | need .501 |
| mixed | 0 | | | 457.9 | Schulein | 1982 | **0.141** | need .501 |
| mixed | 0 | | | 457.11 | Schulein | 1982 | **0.558** | need .501 |
| mixed | 0 | | | 39.01 | Ben-Porath | 1995 | **0.514** | need .501 |
| mixed | 1 | | | 39.02 | Ben-Porath | 1995 | **0.59** | need .501 |
| mixed | 0 | | | 236.1 | Hays | 1999 | **0.34** | need .501 |
| mixed | 0 | | | 236.2 | Hays | 1999 | **0.073** | need .501 |
| mixed | 0 | | | 236.3 | Hays | 1999 | **0.556** | need .501 |
| mixed | 0 | | | 236.4 | Hays | 1999 | **0.306** | need .501 |
| mixed | 0 | | | 224.1 | O'Sullivan | 1993 | **0.263** | need .501 |
| mixed | 0 | | | 224.2 | O'sullivan | 1993 | **0.433** | need .501 |
| mixed | 0 | | | 230.001 | Halazon | 2003 | **0.474** | need .501 |
| mixed | 0 | | | 270D | Kanz | 2004 | **0.486** | need .501 |
| mixed | 0 | | | 454.002 | Roman | 1989 | **0.48** | need .501 |
| mixed | 0 | | | 454.003 | Roman | 1989 | **0.298** | need .501 |
| mixed | 0 | | | 454.004 | Roman | 1989 | **0.242** | need .501 |
| mixed | 1 | | | 454.005 | Roman | 1989 | **0.527** | need .501 |
| mixed | 1 | | | 454.006 | Roman | 1989 | **0.329** | need .501 |
| mixed | 0 | | | 454.007 | Roman | 1989 | **0.251** | need .501 |
| mixed | 0 | | | 454.08 | Roman | 1989 | **0.32** | need .501 |
| mixed | 0 | | | 301.01 | Kurlychek | 1980 | **0.405** | need .501 |
| mixed | 0 | | | 301.02 | Kurlychek | 1980 | **0.365** | need .501 |
| mixed | 0 | | | 169.37 | Gray | 2003 | **0.491** | need .501 |
| mixed | 0 | | | | | | | |
| mixed | 0 | | | **SEXUAL OFFENSE STUDIES** | | | | |
| mixed | 0 | | | | | | | |
| mixed | 0 | | | 13 | Armentrout | 1978 | **0.462** | need .501 |
| mixed | 0 | | | 14 | Armentrout | 1978 | **0.459** | need .501 |

| | | | | | | | | |
|---|---|---|---|---|---|---|---|---|
| mixed | 1 | | | 15 | Armentrout | 1978 | **0.494** | need .501 |
| mixed | 0 | | | 237 | Herkov | 1996 | **0.522** | need .544 |
| mixed | 0 | | | 238 | Herkov | 1996 | **0.661** | need .544 |
| mixed | 0 | | | 239 | Herkov | 1996 | **0.626** | need .544 |
| mixed | 0 | | | 256 | Kalichman | 1990 | **-0.014** | need .501 |
| mixed | 1 | | | 257 | Kalichman | 1990 | **0.434** | need .501 |
| mixed | 0 | | | 258 | Kalichman | 1990 | **0.465** | need .501 |
| mixed | 0 | | | 259 | Kalichman | 1990 | **0.504** | need .501 |
| mixed | 1 | | | 260 | Kalichman | 1990 | **0.339** | need .501 |
| mixed | 0 | | | 261 | Kalichman | 1990 | **0.218** | need .501 |
| mixed | 1 | | | 262 | Kalichman | 1990 | **0.332** | need .501 |
| mixed | 0 | | | 263 | Kalichman | 1990 | **0.529** | need .501 |
| mixed | 0 | | | 264 | Kalichman | 1990 | **0.506** | need .501 |
| mixed | 0 | | | 265 | Kalichman | 1990 | **0.293** | need .501 |
| males | 0 | | | 266 | Kalichman | 1989 | **0.107** | need .501 |
| males | 0 | | | 267 | Kalichman | 1989 | **0.476** | need .501 |
| males | 0 | | | 268 | Kalichman | 1989 | **0.531** | need .501 |
| males | 0 | | | 269 | Kalichman | 1989 | **0.425** | need .501 |
| males | 0 | | | 270 | Kalichman | 1989 | **0.391** | need .501 |
| males | 0 | | | 338A | Mann | 1992 | **0.349** | need .501 |
| males | 0 | | | 338B | Mann | 1992 | **0.119** | need .501 |
| males | 1 | | | 338C | Mann | 1992 | **0.094** | need .501 |
| males | 0 | | | 371 | Miach | 2000 | **-0.086** | need .501 |
| males | 0 | | | 372 | Miach | 2000 | **0.182** | need .501 |
| males | 0 | | | 408 | Pallone | 1998 | **0.241** | need .501 |
| females | 0 | | | 409 | Pallone | 1998 | **0.409** | need .501 |
| females | 0 | | | 435 | Quinsey | 1980 | **0.455** | need .501 |
| males | 1 | | | 436 | Quinsey | 1980 | **0.459** | need .501 |
| males | 1 | | | 438 | Rader | 1977 | **0.308** | need .501 |
| males | 0 | | | 439 | Rader | 1977 | **0.431** | need .501 |
| males | 1 | | | 440 | Rader | 1977 | **0.411** | need .501 |
| males | 0 | | | 521.01 | Watkins | 2000 | **0.468** | need .501 |
| males | 1 | | | 521.02 | Watkins | 2000 | **0.52** | need .501 |
| males | 1 | | | 65.1 | Cabeen | 1961 | **0.318** | need .501 |
| males | 1 | | | 65.2 | Cabeen | 1961 | **0.293** | need .501 |
| males | 1 | | | 93.1 | Davis | 1991 | **0.443** | need .501 |
| females | 0 | | | 93.2 | Davis | 1991 | **0.429** | need .501 |
| females | 1 | | | 79.01 | Chaffin | 1992 | **0.237** | need .501 |
| females | 0 | | | 511.3 | Valliant | 1992 | **0.497** | need .501 |
| females | 0 | | | 511.4 | Valliant | 1992 | **0.384** | need .501 |
| females | 0 | | | 511.5 | Valliant | 1992 | **0.377** | need .501 |
| females | 1 | | | 270.03 | Karle | 2002 | **0.334** | need .501 |
| females | 0 | | | 270.04 | Karle | 2002 | **0.456** | need .501 |
| females | 0 | | | | | | | |
| females | 0 | | | **CHILD CUSTODY STUDIES** | | | | |
| females | 0 | | | | | | | |

| | | | | | | | | |
|---|---|---|---|---|---|---|---|---|
| males | 0 | | | 35.1 | Bathurst | 1997 | **-0.317** | need .501 |
| males | 0 | | | 35.2 | Bathurst | 1997 | **-0.296** | need .501 |
| males | 1 | | | 31.1 | Bagby | 1999 | **-0.162** | need .501 |
| males | 0 | | | 31.2 | Bagby | 1999 | **-0.135** | need .501 |
| males | 0 | | | 114 | Egeland | 1991 | **0.235** | need .501 |
| males | 1 | | | 384 | Otto | 1995 | **0.134** | need .501 |
| males | 1 | | | 385 | Otto | 1995 | **-0.045** | need .501 |
| males | 0 | | | 386 | Otto | 1995 | **-0.061** | need .501 |
| males | 0 | | | 387 | Otto | 1995 | **0.061** | need .501 |
| males | 1 | | | 509.2 | Tuchman | 2003 | **0.549** | need .501 |
| males | 1 | | | 509.3 | Tuchman | 2003 | **0.429** | need .501 |
| males | 1 | | | | | | | |
| males | 0 | | | **EATING DISORDER STUDIES** | | | | |
| mixed | 0 | | | | | | | |
| mixed | 1 | | | 88 | Cumella | 2000 | **0.4** | need .501 |
| mixed | 1 | | | 89 | Cumella | 2000 | **0.391** | need .501 |
| mixed | 1 | | | 90 | Cumella | 2000 | **0.396** | need .501 |
| mixed | 0 | | | 91 | Cumella | 2000 | **0.423** | need .501 |
| mixed | 1 | | | 232 | Hatsukami | 1982 | **0.399** | need .501 |
| mixed | 0 | | | 335 | Maddi | 2001 | **0.002** | need .501 |
| mixed | 1 | | | 336 | Maddi | 2001 | **-0.33** | need .501 |
| mixed | 1 | | | 431 | Pryor | 1996 | **0.376** | need .501 |
| mixed | 1 | | | 431.1 | Pryor | 1996 | **0.287** | need .501 |
| mixed | 1 | | | 431.2 | Pryor | 1996 | **0.323** | need .501 |
| mixed | 1 | | | 431.3 | Pryor | 1996 | **0.349** | need .501 |
| mixed | 0 | | | 431.4 | Pryor | 1996 | **0.221** | need .501 |
| mixed | 1 | | | | | | | |
| mixed | 1 | | | **SUICIDE STUDIES** | | | | |
| mixed | 1 | | | | | | | |
| mixed | 1 | | | 81 | Clopton | 1978 | **0.518** | need .501 |
| mixed | 1 | | | 82 | Clopton | 1978 | **0.416** | need .501 |
| mixed | 1 | | | 83 | Clopton | 1975 | **0.403** | need .501 |
| mixed | 1 | | | 123 | Farberow | 1956 | **0.379** | need .521 |
| mixed | 0 | | | 124 | Farberow | 1956 | **0.411** | need .521 |
| mixed | 1 | | | 281 | Kinsinger | 1973 | **0.414** | need .501 |
| mixed | 1 | | | 282 | Kinsinger | 1973 | **0.518** | need .501 |
| mixed | 1 | | | 320 | Leonard | 1977 | **0.319** | need .501 |
| mixed | 1 | | | 321 | Leonard | 1977 | **0.429** | need .501 |
| mixed | 1 | | | 454.09 | Rosen | 1954 | **0.084** | need .501 |
| mixed | 1 | | | | | | | |
| mixed | 1 | | | **PSYCHIATRIC DISORDER STUDIES** | | | | |
| mixed | 1 | | | | | | | |
| mixed | 1 | | | 27 | Bagby | 1994 | **0.461** | need .501 |
| mixed | 1 | | | 31 | Bagby | 1997 | **0.512** | need .600 |
| mixed | 1 | | | 34 | Bagby | 2002 | **0.434** | need .600 |
| mixed | 1 | | | 36 | Ben-Porath | 2000 | **0.466** | need .501 |

| | | | | | | | | |
|---|---|---|---|---|---|---|---|---|
| mixed | 1 | | | 37 | Ben-Porath | 2000 | **0.416** | need .501 |
| mixed | 1 | | | 38 | Ben-Porath | 2000 | **0.407** | need .501 |
| mixed | 1 | | | 39 | Ben-Porath | 2000 | **0.406** | need .501 |
| mixed | 1 | | | 43 | Berry | 2001 | **0.389** | need .570 |
| mixed | 1 | | | 59.03 | Blanchard | 2003 | **0.468** | need .501 |
| mixed | 1 | | | 230.1 | Harrell | 1992 | **0.271** | need .521 |
| mixed | 1 | | | 230.2 | Harrell | 1992 | **0.432** | need .521 |
| mixed | 1 | | | 230.3 | Harrell | 1992 | **0.429** | need .521 |
| mixed | 0 | | | 148.01 | Gass | 1996 | **0.51** | need .501 |
| mixed | 0 | | | 168 | Graham | 1991 | **0.476** | need .501 |
| mixed | 0 | | | 169 | Graham | 1991 | **0.5** | need .501 |
| mixed | 1 | | | 242 | Holland | 1980 | **0.467** | need .501 |
| mixed | 0 | | | 243 | Holland | 1980 | **0.466** | need .501 |
| mixed | 0 | | | 244 | Holland | 1980 | **0.438** | need .501 |
| mixed | 1 | | | 254 | Iverson | 1995 | **0.505** | need .501 |
| mixed | 1 | | | 285 | Klonsky | 2000 | **0.355** | need .521 |
| mixed | 1 | | | 286 | Klonsky | 2000 | **0.388** | need .521 |
| males | 0 | | | 314 | Leavitt | 2001 | **0.451** | need .501 |
| females | 0 | | | 315 | Leavitt | 2001 | **0.349** | need .501 |
| mixed | 0 | | | 322 | Levin | 2001 | **0.21** | need .501 |
| males | 0 | | | 323 | Levin | 2001 | **0.418** | need .501 |
| males | 0 | | | 324 | Levin | 2001 | **0.349** | need .501 |
| males | 0 | | | 334 | MacAndrew | 1963 | **0.333** | need .521 |
| males | 0 | | | 332 | MacAndrew | 1978 | **0.46** | need .501 |
| males | 0 | | | 339 | McNulty | 1997 | **0.491** | need .501 |
| males | 0 | | | 340 | McNulty | 1997 | **0.6** | need .501 |
| males | 0 | | | 341 | McNulty | 1997 | **0.471** | need .501 |
| males | 0 | | | 342 | McNulty | 1997 | **0.541** | need .501 |
| males | 0 | | | 375.002 | Moskowitz | 1999 | **0.441** | need .501 |
| males | 1 | | | 378 | Munley | 1997 | **0.589** | need .501 |
| males | 0 | | | 379 | Munley | 1997 | **0.437** | need .501 |
| males | 1 | | | 379.001 | Munley | 2002 | **0.434** | need .501 |
| males | 0 | | | 379.002 | Munley | 2002 | **0.421** | need .501 |
| females | 1 | | | 420 | Pensa | 1996 | **0.532** | need .501 |
| males | 1 | | | 445 | Rogers | 1995 | **0.4** | need .501 |
| females | 1 | | | 466 | Sivec | 1995 | **0.45** | need .521 |
| males | 0 | | | 480 | Storm | 2000 | **0.489** | need .501 |
| males | 0 | | | 481 | Storm | 2000 | **0.472** | need .501 |
| males | 1 | | | 484 | Stukenberg | 2000 | **0.482** | need .521 |
| males | 0 | | | 485 | Stukenberg | 2000 | **0.427** | need .521 |
| males | 1 | | | 513 | Viglione | 1995 | **0.443** | need .501 |
| males | 0 | | | 519 | Walters | 1988 | **0.302** | need .501 |
| males | 1 | | | 520 | Walters | 1988 | **0.346** | need .501 |
| males | 1 | | | 521 | Walters | 1988 | **0.398** | need .501 |
| males | 0 | | | 535 | Wetter | 1993 | **0.465** | need .501 |
| females | 0 | | | 330.6 | Lundberg- | 1992 | **0.249** | need .501 |

| | | | | | | | | |
|---|---|---|---|---|---|---|---|---|
| males | 1 | | | 12.3 | Arbisi | 2002 | **0.463** | need .521 |
| females | 0 | | | 12.4 | Arbisi | 2002 | **0.476** | need .521 |
| females | 0 | | | 12.5 | Arbisi | 2002 | **0.478** | need .521 |
| males | 0 | | | 12.6 | Arbisi | 2002 | **0.466** | need .521 |
| males | 0 | | | 511.7 | Van Natta | 2004 | **0.577** | need .521 |
| males | 0 | | | 511.8 | Van Natta | 2004 | **0.587** | need .521 |
| females | 1 | | | | | | | |
| males | 0 | | | | | | | |
| males | 0 | | | | | | | |
| males | 0 | | | 87.2 | Crawford | 2006 | **0.506** | need .501 |
| females | 0 | | | | | | | |
| females | 0 | | | **PERSONALITY DISORDER STUDIES** | | | | |
| females | 0 | | | | | | | |
| females | 0 | | | 75 | Castlebury | 1997 | **0.491** | need .521 |
| females | 0 | | | 76 | Castlebury | 1997 | **0.425** | need .521 |
| males | 0 | | | 77 | Castlebury | 1997 | **0.41** | need .521 |
| males | 0 | | | 78 | Castlebury | 1997 | **0.406** | need .521 |
| males | 0 | | | 473.1 | Smith | 2001 | **0.466** | need .501 |
| males | 0 | | | 473.2 | Smith | 2001 | **0.475** | need .501 |
| males | 0 | | | 473.3 | Smith | 2001 | **0.356** | need .501 |
| males | 0 | | | | | | | |
| males | 0 | | | **HIV / AIDS STUDIES** | | | | |
| males | 0 | | | | | | | |
| males | 0 | | | 251.001 | Inmann | 2002 | **0.132** | need .501 |
| males | 0 | | | 251.002 | Inmann | 2002 | **0.436** | need .501 |
| males | 0 | | | 251.003 | Inmann | 2002 | **0.385** | need .501 |
| males | 0 | | | | | | | |
| mixed | 0 | | | **MULTIPLE SCLEROSIS STUDIES** | | | | |
| | 0 | | | | | | | |
| mixed | 0 | | | 153 | Gilberstadt | 1961 | **0.457** | need .501 |
| mixed | 0 | | | 69 | Canter | 1951 | **0.367** | need .521 |
| males | 1 | | | 70 | Canter | 1951 | **0.331** | need .521 |
| males | 0 | | | 380 | Nelson | 2003 | **0.342** | need .501 |
| males | 0 | | | 381 | Nelson | 2003 | **0.264** | need .501 |
| males | 0 | | | | | | | |
| males | 0 | | | **VICTIM STUDIES** | | | | |
| males | 0 | | | | | | | |
| males | 0 | | | 277 | Khan | 1993 | **0.491** | need .501 |
| males | 0 | | | 71 | Carlin | 1992 | **0.318** | need .501 |
| females | 0 | | | 72 | Carlin | 1992 | **0.289** | need .501 |
| females | 0 | | | 73 | Carlin | 1992 | **0.364** | need .501 |
| males | 0 | | | 74 | Carlin | 1992 | **0.448** | need .501 |
| males | 0 | | | 116.4 | Elhai | 2000 | **0.392** | need .501 |
| males | 0 | | | 117 | Engels | 1994 | **0.488** | need .501 |
| males | 1 | | | 118 | Engels | 1994 | **0.428** | need .501 |
| males | 0 | | | 119 | Engels | 1994 | **0.461** | need .501 |

| | | | | | | | | |
|---|---|---|---|---|---|---|---|---|
| males | 0 | | | 225 | Griffith | 1997 | **0.497** | need .570 |
| males | 0 | | | 226 | Griffith | 1997 | **-0.313** | need .570 |
| males | 0 | | | 284 | Kirz | 2001 | **0.346** | need .501 |
| mixed | 0 | | | 313.01 | Lanyon | 2002 | **0.404** | need .501 |
| mixed | 0 | | | 313.02 | Lanyon | 2002 | **0.489** | need .501 |
| mixed | 0 | | | 316 | Lees-Haley y | 1997 | **0.47** | need .501 |
| mixed | 0 | | | 317 | Lees-Haley y | 1997 | **0.356** | need .501 |
| mixed | 0 | | | 146 | Gandolfo | 1995 | **0.451** | need .501 |
| mixed | 0 | | | 147 | Gandolfo | 1995 | **0.514** | need .501 |
| mixed | 0 | | | 330A | Long | 2004 | **0.333** | need .501 |
| males | 0 | | | 330B | Long | 2004 | **0.32** | need .501 |
| males | 0 | | | 330C | Long | 2004 | **0.141** | need .501 |
| males | 0 | | | 330D | Long | 2004 | **0.155** | need .501 |
| males | 0 | | | 330E | Long | 2004 | **0.396** | need .501 |
| males | 0 | | | 330F | Long | 2004 | **0.308** | need .501 |
| males | 1 | | | 330.1 | Lucenko | 2000 | **0.448** | need .634 |
| males | 1 | | | 330.2 | Lucenko | 2000 | **0.501** | need .634 |
| males | 0 | | | 330.3 | Lucenko | 2000 | **0.455** | need .634 |
| males | 0 | | | 330.4 | Lucenko | 2000 | **0.511** | need .634 |
| males | 1 | | | 338.0001 | Mattiesen | 2001 | **0.347** | need .501 |
| males | 0 | | | 338.0002 | Mattiesen | 2001 | **-0.053** | need .501 |
| males | 0 | | | 338.0003 | Mattiesen | 2001 | **0.415** | need .501 |
| males | 0 | | | 374 | Morrell | 2001 | **0.474** | need .501 |
| mixed | 0 | | | 375 | Morrell | 2001 | **0.42** | need .501 |
| mixed | 0 | | | 454 | Roland | 1985 | **0.471** | need .501 |
| mixed | 0 | | | 454.001 | Rollstin | 1998 | **0.431** | need .501 |
| mixed | 0 | | | 508 | Tsai | 1979 | **0.428** | need .501 |
| mixed | 0 | | | 509 | Tsai | 1979 | **0.229** | need .501 |
| mixed | 0 | | | 270.01 | Kaplan | 2000 | **0.076** | need .600 |
| mixed | 0 | | | 270.02 | Kaplan | 2000 | **0.379** | need .600 |
| mixed | 0 | | | 330.5 | Lundberg- | 1992 | **0.464** | need .501 |
| mixed | 0 | | | 116.5 | Elhai | 2000 | **0.246** | need .501 |
| mixed | 0 | | | 116.6 | Elhai | 2000 | **0.418** | need .501 |
| mixed | 0 | | | 116.7 | Elhai | 2000 | **-0.011** | need .501 |
| mixed | 0 | | | 116.8 | Elhai | 2000 | **0.341** | need .501 |
| males | 0 | | | 116.9 | Elhai | 2000 | **0.517** | need .501 |
| males | 0 | | | | | | | |
| males | 0 | | | **OTHER DISORDER STUDIES** | | | | |
| males | 0 | | | | | | | |
| males | 0 | | | 112 | Downey | 1997 | **0.392** | need .501 |
| mixed | 0 | | | 113 | Downey | 1997 | **0.413** | need .501 |
| mixed | 0 | | | 457 | Ruchinskas | 2002 | **-0.276** | need .570 |
| mixed | 0 | | | 465 | Singer | 2001 | **0.129** | need .501 |
| males | 0 | | | 509.1 | Tsushima | 2004 | **-0.097** | need .570 |
| males | 0 | | | 443.1 | Rodevich | 2003 | **0.169** | need .501 |
| males | 0 | | | | | | | |

| | | | | | | | | |
|---|---|---|---|---|---|---|---|---|
| males | 0 | | | **NEUROLOGICAL STUDIES** | | | | |
| females | 0 | | | | | | | |
| females | 0 | | | 388 | Owens | 2002 | **0.632** | need .501 |
| males | 0 | | | 389 | Owens | 2002 | **0.553** | need .501 |
| females | 0 | | | 390 | Owens | 2002 | **0.465** | need .501 |
| males | 0 | | | 391 | Owens | 2002 | **0.575** | need .501 |
| males | 0 | | | 392 | Owens | 2002 | **0.483** | need .501 |
| females | 0 | | | 393 | Owens | 2002 | **0.554** | need .501 |
| females | 0 | | | 394 | Owens | 2002 | **0.589** | need .501 |
| mixed | 0 | | | 395 | Owens | 2002 | **0.585** | need .501 |
| mixed | 0 | | | 396 | Owens | 2002 | **0.502** | need .501 |
| males | 0 | | | 397 | Owens | 2002 | **0.491** | need .501 |
| females | 0 | | | 398 | Owens | 2002 | **0.502** | need .501 |
| males | 1 | | | 399 | Owens | 2002 | **0.345** | need .501 |
| males | 1 | | | 400 | Owens | 2002 | **0.197** | need .501 |
| females | 1 | | | 401 | Owens | 2002 | **0.352** | need .501 |
| females | 1 | | | 402 | Owens | 2002 | **0.565** | need .501 |
| males | 1 | | | 403 | Owens | 2002 | **0.362** | need .501 |
| males | 0 | | | 404 | Owens | 2002 | **0.324** | need .501 |
| males | 1 | | | 405 | Owens | 2002 | **0.231** | need .501 |
| males | 1 | | | 406 | Owens | 2002 | **0.432** | need .501 |
| males | 1 | | | 407 | Owens | 2002 | **0.396** | need .501 |
| males | 1 | | | 407.0014 | Owens | 2006 | **0.451** | need .501 |
| males | 1 | | | 407.0015 | Owens | 2006 | **0.552** | need .501 |
| males | 1 | | | 407.0016 | Owens | 2006 | **0.563** | need .501 |
| males | 1 | | | 407.0017 | Owens | 2006 | **0.585** | need .501 |
| males | 0 | | | 407.0018 | Owens | 2006 | **0.481** | need .501 |
| males | 0 | | | 407.0019 | Owens | 2006 | **0.55** | need .501 |
| males | 0 | | | 407.002 | Owens | 2006 | **0.475** | need .501 |
| males | 0 | | | 407.0021 | Owens | 2006 | **0.53** | need .501 |
| males | 0 | | | 407.0022 | Owens | 2006 | **0.525** | need .501 |
| males | 1 | | | 407.0023 | Owens | 2006 | **0.532** | need .501 |
| males | 0 | | | 407.0024 | Owens | 2006 | **0.519** | need .501 |
| males | 0 | | | 407.0025 | Owens | 2006 | **0.534** | need .501 |
| males | 0 | | | 407.0026 | Owens | 2006 | **0.489** | need .501 |
| males | 0 | | | 407.0027 | Owens | 2006 | **0.576** | need .501 |
| males | 0 | | | 407.0028 | Owens | 2006 | **0.603** | need .501 |
| females | 0 | | | 407.0029 | Owens | 2006 | **0.535** | need .501 |
| females | 0 | | | 407.003 | Owens | 2006 | **0.545** | need .501 |
| mixed | 0 | | | 407.0031 | Owens | 2006 | **0.552** | need .501 |
| females | 1 | | | 407.0032 | Owens | 2006 | **0.577** | need .501 |
| males | 0 | | | 407.0033 | Owens | 2006 | **0.533** | need .501 |
| males | 1 | | | 407.0034 | Owens | 2006 | **0.491** | need .501 |
| males | 0 | | | 407.0035 | Owens | 2006 | **0.53** | need .501 |
| males | 0 | | | 407.0036 | Owens | 2006 | **0.578** | need .501 |
| males | 0 | | | 407.0037 | Owens | 2006 | **0.504** | need .501 |

| | | | | | | | | |
|---|---|---|---|---|---|---|---|---|
| males | 0 | | | 407.0038 | Owens | 2006 | **0.572** | need .501 |
| males | 0 | | | 407.0039 | Owens | 2006 | **0.625** | need .501 |
| males | 0 | | | 407.004 | Owens | 2006 | **0.549** | need .501 |
| males | 0 | | | 407.0041 | Owens | 2006 | **0.582** | need .501 |
| males | 1 | | | 407.0042 | Owens | 2006 | **0.526** | need .501 |
| males | 1 | | | 407.0043 | Owens | 2006 | **0.556** | need .501 |
| males | 0 | | | 407.0044 | Owens | 2006 | **0.522** | need .501 |
| males | 0 | | | 407.0045 | Owens | 2006 | **0.566** | need .501 |
| mixed | 0 | | | 407.0046 | Owens | 2006 | **0.539** | need .501 |
| mixed | 0 | | | 407.0047 | Owens | 2006 | **0.519** | need .501 |
| mixed | 0 | | | 407.0048 | Owens | 2006 | **0.541** | need .501 |
| mixed | 0 | | | 407.0049 | Owens | 2006 | **0.554** | need .501 |
| mixed | 0 | | | 407.005 | Owens | 2006 | **0.524** | need .501 |
| mixed | 0 | | | 407.0051 | Owens | 2006 | **0.521** | need .501 |
| males | 0 | | | 407.0052 | Owens | 2006 | **0.546** | need .501 |
| males | 0 | | | 407.0053 | Owens | 2006 | **0.529** | need .501 |
| males | 0 | | | 407.0054 | Owens | 2006 | **0.558** | need .501 |
| males | 0 | | | 407.0055 | Owens | 2006 | **0.496** | need .501 |
| males | 0 | | | 407.0056 | Owens | 2006 | **0.461** | need .501 |
| males | 1 | | | 407.0057 | Owens | 2006 | **0.536** | need .501 |
| males | 0 | | | 407.0058 | Owens | 2006 | **0.461** | need .501 |
| males | 0 | | | 407.0059 | Owens | 2006 | **0.481** | need .501 |
| males | 0 | | | 407.006 | Owens | 2006 | **0.534** | need .501 |
| males | 0 | | | 407.0061 | Owens | 2006 | **0.524** | need .501 |
| females | 0 | | | 407.0062 | Owens | 2006 | **0.533** | need .501 |
| females | 1 | | | | | | | |
| mixed | 0 | | | | | | | |
| mixed | 0 | | | **CODETYPES** | | | | |
| mixed | 0 | | | | | | | |
| mixed | 0 | | | 162 | Graham | 1999 | **0.281** | need .501 |
| mixed | 0 | | | 163 | Graham | 1999 | **0.348** | need .501 |
| mixed | 0 | | | 169.01 | Graham | 1999 | **-0.308** | need .501 |
| mixed | 0 | | | 169.02 | Graham | 1999 | **-0.319** | need .501 |
| mixed | 0 | | | 169.03 | Graham | 1999 | **0.479** | need .501 |
| mixed | 0 | | | 169.04 | Graham | 1999 | **0.384** | need .501 |
| mixed | 0 | | | 169.05 | Graham | 1999 | **0.345** | need .501 |
| mixed | 0 | | | 169.06 | Graham | 1999 | **0.382** | need .501 |
| mixed | 0 | | | 169.07 | Graham | 1999 | **0.269** | need .501 |
| mixed | 0 | | | 169.08 | Graham | 1999 | **0.336** | need .501 |
| mixed | 0 | | | 169.09 | Graham | 1999 | **0.264** | need .501 |
| males | 0 | | | 169.1 | Graham | 1999 | **0.328** | need .501 |
| males | 0 | | | 169.11 | Graham | 1999 | **0.339** | need .501 |
| males | 0 | | | 169.12 | Graham | 1999 | **0.332** | need .501 |
| males | 0 | | | 169.13 | Graham | 1999 | **0.281** | need .501 |
| females | 0 | | | 169.14 | Graham | 1999 | **0.348** | need .501 |
| males | 1 | | | 169.15 | Graham | 1999 | **0.352** | need .501 |

| | | | | | | | | |
|---|---|---|---|---|---|---|---|---|
| mixed | 0 | | | 169.16 | Graham | 1999 | **0.373** | need .501 |
| mixed | 1 | | | 169.17 | Graham | 1999 | **0.375** | need .501 |
| mixed | 0 | | | 169.18 | Graham | 1999 | **0.345** | need .501 |
| mixed | 1 | | | 169.19 | Graham | 1999 | **0.417** | need .501 |
| mixed | 0 | | | 169.2 | Graham | 1999 | **0.388** | need .501 |
| males | 0 | | | 169.21 | Graham | 1999 | **0.342** | need .501 |
| males | 1 | | | 169.22 | Graham | 1999 | **0.447** | need .501 |
| males | 0 | | | 169.23 | Graham | 1999 | **0.356** | need .501 |
| mixed | 0 | | | 169.24 | Graham | 1999 | **0.32** | need .501 |
| mixed | 0 | | | 169.25 | Graham | 1999 | **0.382** | need .501 |
| mixed | 0 | | | 169.26 | Graham | 1999 | **0.374** | need .501 |
| mixed | 0 | | | 169.27 | Graham | 1999 | **0.332** | need .501 |
| | | | | 169.28 | Graham | 1999 | **0.346** | need .501 |
| | | | | 169.29 | Graham | 1999 | **0.308** | need .501 |
| | | | | 169.3 | Graham | 1999 | **0.362** | need .501 |
| | | | | 169.31 | Graham | 1999 | **0.308** | need .501 |
| | | | | 169.32 | Graham | 1999 | **0.337** | need .501 |
| | | | | 169.33 | Graham | 1999 | **0.39** | need .501 |
| | | | | 169.34 | Graham | 1999 | **0.32** | need .501 |
| | | | | 169.35 | Graham | 1999 | **0.362** | need .501 |
| | | | | 169.36 | Graham | 1999 | **0.406** | need .501 |
| | | | | 170 | Green | 2000 | **0.061** | need .501 |
| | | | | 171 | Green | 2000 | **0.398** | need .501 |
| | | | | 172 | Green | 2000 | **0.361** | need .501 |
| | | | | 173 | Green | 2000 | **0.486** | need .501 |
| | | | | 174 | Green | 2000 | **0.197** | need .501 |
| | | | | 175 | Green | 2000 | **0.454** | need .501 |
| | | | | 176 | Green | 2000 | **0.487** | need .501 |
| | | | | 177 | Green | 2000 | **0.453** | need .501 |
| | | | | 178 | Green | 2000 | **0.68** | need .501 |
| | | | | 179 | Green | 2000 | **0.268** | need .501 |
| | | | | 180 | Green | 2000 | **-0.036** | need .501 |
| | | | | 181 | Green | 2000 | **0.324** | need .501 |
| | | | | 182 | Green | 2000 | **0.357** | need .501 |
| | | | | 183 | Green | 2000 | **0.163** | need .501 |
| | | | | 184 | Green | 2000 | **0.344** | need .501 |
| | | | | 185 | Green | 2000 | **0.349** | need .501 |
| | | | | 186 | Green | 2000 | **0.357** | need .501 |
| | | | | 187 | Green | 2000 | **0.632** | need .501 |
| | | | | 188 | Green | 2000 | **0.2** | need .501 |
| | | | | 189 | Green | 2000 | **-0.092** | need .501 |
| | | | | 190 | Green | 2000 | **0.328** | need .501 |
| | | | | 191 | Green | 2000 | **0.039** | need .501 |
| | | | | 192 | Green | 2000 | **0.366** | need .501 |
| | | | | 193 | Green | 2000 | **0.376** | need .501 |
| | | | | 194 | Green | 2000 | **0.391** | need .501 |

| | | | | | | | | |
|---|---|---|---|---|---|---|---|---|
| | | | | 195 | Green | 2000 | **0.511** | need .501 |
| | | | | 196 | Green | 2000 | **0.294** | need .501 |
| | | | | 197 | Green | 2000 | **-0.032** | need .501 |
| | | | | 198 | Green | 2000 | **0.1** | need .501 |
| | | | | 199 | Green | 2000 | **0.37** | need .501 |
| | | | | 200 | Green | 2000 | **0.415** | need .501 |
| | | | | 201 | Green | 2000 | **0.437** | need .501 |
| | | | | 202 | Green | 2000 | **0.442** | need .501 |
| | | | | 203 | Green | 2000 | **0.217** | need .501 |
| | | | | 204 | Green | 2000 | **-0.27** | need .501 |
| | | | | 205 | Green | 2000 | **0.062** | need .501 |
| | | | | 206 | Green | 2000 | **0.212** | need .501 |
| | | | | 207 | Green | 2000 | **0.317** | need .501 |
| | | | | 208 | Green | 2000 | **0.057** | need .501 |
| | | | | 209 | Green | 2000 | **-0.115** | need .501 |
| | | | | 210 | Green | 2000 | **-0.106** | need .501 |
| | | | | 211 | Green | 2000 | **0.396** | need .501 |
| | | | | 212 | Green | 2000 | **0.331** | need .501 |
| | | | | 213 | Green | 2000 | **0.42** | need .501 |
| | | | | 214 | Green | 2000 | **0.176** | need .501 |
| | | | | 215 | Green | 2000 | **0.056** | need .501 |
| | | | | 216 | Green | 2000 | **0.4** | need .501 |
| | | | | 217 | Green | 2000 | **0.58** | need .501 |
| | | | | 218 | Green | 2000 | **0.233** | need .501 |
| | | | | 219 | Green | 2000 | **0.228** | need .501 |
| | | | | 220 | Green | 2000 | **0.6** | need .501 |
| | | | | 221 | Green | 2000 | **0.355** | need .501 |
| | | | | 222 | Green | 2000 | **-0.03** | need .501 |
| | | | | 223 | Green | 2000 | **0.406** | need .501 |
| | | | | 224 | Green | 2000 | **-0.182** | need .501 |
| | | | | | | | | |
| | | | | Native Americans | | | | |
| | | | | 443.01 | Robin | 2003 | **0.165** | need .501 |

| | | | | | | | | |
|---|---|---|---|---|---|---|---|---|
| | | | | | | | | |
| | | | | | | | | |
| | | | | | | | | |
| | | | | | | | | |
| | | | | | | | | |
| | | | | | | | | |
| | | | | | | | | |
| | | | | | | | | |
| | | | | | | | | |
| | | | | | | | | |
| | | | | | | | | |
| | | | | | | | | |
| | | | | | | | | |
| | | | | | | | | |
| | | | | | | | | |
| | | | | | | | | |
| | | | | | | | | |
| | | | | | | | | |
| | | | | | | | | |
| | | | | | | | | |
| | | | | | | | | |
| | | | | | | | | |
| | | | | | | | | |
| | | | | | | | | |

| | Chauncey | |
|---|---|---|
| Gender | <.01 = 1 | |
| males | 0 | |
| males | 0 | |
| males | 0 | |
| females | 0 | |
| females | 0 | |
| females | 0 | |
| males | 0 | |
| females | 0 | |
| males | 0 | |
| females | 0 | |
| males | 0 | |
| females | 0 | |
| mixed | 0 | |
| males | 0 | |
| males | 0 | |
| males | 0 | |
| mixed | 0 | |
| | | |
| | | |
| | | |
| mixed | 0 | |
| mixed | 0 | |
| mixed | 0 | |
| mixed | 0 | |
| mixed | 0 | |
| males | 0 | |
| females | 0 | |
| mixed | 0 | |
| mixed | 0 | |
| mixed | 0 | |
| males | 0 | |
| males | 0 | |
| mixed | 0 | |
| mixed | 0 | |
| males | 0 | |
| mixed | 0 | |
| | | |
| | | |
| | | |
| males | 0 | |
| males | 0 | |
| mixed | 0 | |
| mixed | 0 | |
| mixed | 0 | |

| | | |
|---|---|---|
| mixed | 0 | |
| mixed | 0 | |
| mixed | 0 | |
| mixed | 0 | |
| mixed | 0 | |
| mixed | 0 | |
| mixed | 0 | |
| mixed | 0 | |
| mixed | 0 | |
| mixed | 0 | |
| mixed | 1 | |
| males | 0 | |
| males | 0 | |
| males | 0 | |
| mixed | 0 | |
| males | 0 | |
| females | 0 | |
| males | 0 | |
| males | 0 | |
| males | 0 | |
| males | 0 | |
| males | 0 | |
| mixed | 0 | |
| males | 0 | |
| mixed | 0 | |
| mixed | 0 | |
| mixed | 0 | |
| mixed | 0 | |
| mixed | 0 | |
| mixed | 0 | |
| males | 0 | |
| males | 0 | |
| females | 0 | |
| females | 0 | |
| males | 0 | |
| mixed | 0 | |
| mixed | 0 | |
| mixed | 0 | |
| mixed | 0 | |
| mixed | 0 | |
| mixed | 0 | |
| mixed | 0 | |
| mixed | 0 | |
| mixed | 0 | |
| mixed | 0 | |

| | | |
|---|---|---|
| mixed | 0 | |
| mixed | 0 | |
| mixed | 0 | |
| mixed | 0 | |
| mixed | 0 | |
| mixed | 0 | |
| mixed | 0 | |
| mixed | 0 | |
| mixed | 0 | |
| mixed | 0 | |
| mixed | 0 | |
| mixed | 0 | |
| mixed | 0 | |
| mixed | 0 | |
| mixed | 0 | |
| mixed | 0 | |
| | | |
| | | |
| mixed | 0 | |
| mixed | 0 | |
| males | 0 | |
| females | 0 | |
| males | 0 | |
| males | 0 | |
| mixed | 0 | |
| | | |
| | | |
| | | |
| males | 0 | |
| males | 0 | |
| males | 0 | |
| males | 1 | |
| males | 0 | |
| males | 0 | |
| males | 0 | |
| males | 0 | |
| males | 0 | |
| males | 0 | |
| males | 0 | |
| males | 0 | |
| males | 0 | |
| males | 0 | |
| males | 0 | |
| males | 0 | |
| males | 1 | |

| | | |
|---|---|---|
| males | 0 | |
| females | 1 | |
| females | 0 | |
| females | 1 | |
| females | 0 | |
| females | 0 | |
| males | 0 | |
| males | 0 | |
| males | 0 | |
| males | 0 | |
| males | 0 | |
| males | 1 | |
| males | 0 | |
| males | 0 | |
| females | 0 | |
| males | 0 | |
| males | 0 | |
| males | 0 | |
| males | 0 | |
| males | 0 | |
| females | 1 | |
| males | 0 | |
| females | 1 | |
| males | 0 | |
| males | 0 | |
| males | 0 | |
| males | 0 | |
| males | 0 | |
| males | 0 | |
| females | 0 | |
| females | 0 | |
| females | 0 | |
| males | 0 | |
| males | 0 | |
| males | 1 | |
| males | 0 | |
| males | 0 | |
| males | 0 | |
| males | 0 | |
| males | 1 | |
| males | 1 | |
| males | 1 | |
| males | 1 | |
| males | 0 | |
| males | 0 | |
| males | 1 | |

| | | |
|---|---|---|
| males | 0 | |
| females | 0 | |
| males | 0 | |
| males | 0 | |
| females | 1 | |
| males | 1 | |
| females | 1 | |
| males | 0 | |
| males | 0 | |
| males | 1 | |
| males | 0 | |
| males | 1 | |
| males | 1 | |
| males | 0 | |
| females | 0 | |
| males | 0 | |
| males | 0 | |
| males | 0 | |
| males | 0 | |
| mixed | 0 | |
| mixed | 0 | |
| males | 0 | |
| males | 0 | |
| males | 0 | |
| males | 0 | |
| males | 1 | |
| males | 0 | |
| males | 1 | |
| males | 1 | |
| males | 1 | |
| males | 1 | |
| males | 1 | |
| males | 1 | |
| males | 0 | |
| males | 0 | |
| males | 0 | |
| males | 0 | |
| males | 0 | |
| males | 1 | |
| males | 0 | |
| males | 0 | |
| males | 0 | |
| males | 1 | |
| males | 0 | |
| males | 0 | |

| | | |
|---|---|---|
| males | 0 | |
| males | 0 | |
| males | 0 | |
| females | 0 | |
| females | 1 | |
| males | 0 | |
| males | 0 | |
| males | 0 | |
| females | 1 | |
| mixed | 0 | |
| mixed | 0 | |
| | | |
| | | |
| | | |
| males | 0 | |
| males | 0 | |
| males | 0 | |
| males | 0 | |
| females | 0 | |
| males | 0 | |
| mixed | 0 | |
| mixed | 0 | |
| mixed | 0 | |
| mixed | 0 | |
| mixed | 0 | |
| mixed | 0 | |
| mixed | 0 | |
| males | 0 | |
| males | 0 | |
| mixed | 0 | |
| males | 0 | |
| males | 0 | |
| males | 0 | |
| males | 0 | |
| males | 0 | |
| males | 0 | |
| males | 0 | |
| nales | 0 | |
| nales | 0 | |
| males | 1 | |
| females | 0 | |
| females | 0 | |
| males | 0 | |
| males | 0 | |
| females | 0 | |

| | | |
|---|---|---|
| females | 1 | |
| mixed | 0 | |
| mixed | 0 | |
| males | 0 | |
| males | 0 | |
| mixed | 0 | |
| males | 0 | |
| males | 1 | |
| males | 0 | |
| mixed | 0 | |
| mixed | 0 | |
| | | |
| | | |
| | | |
| mixed | 0 | |
| mixed | 0 | |
| males | 1 | |
| males | 0 | |
| males | 0 | |
| females | 0 | |
| mixed | 0 | |
| mixed | 0 | |
| males | 0 | |
| males | 1 | |
| mixed | 1 | |
| mixed | 0 | |
| mixed | 1 | |
| mixed | 1 | |
| mixed | 1 | |
| mixed | 1 | |
| mixed | 1 | |
| mixed | 1 | |
| males | 0 | |
| males | 0 | |
| males | 0 | |
| males | 0 | |
| males | 0 | |
| females | 0 | |
| females | 0 | |
| females | 0 | |
| females | 0 | |
| mixed | 0 | |
| mixed | 0 | |
| males | 0 | |
| mixed | 0 | |
| mixed | 1 | |

| | | |
|---|---|---|
| mixed | 0 | |
| mixed | 1 | |
| mixed | 0 | |
| mixed | 0 | |
| mixed | 0 | |
| mixed | 0 | |
| mixed | 0 | |
| mixed | 0 | |
| females | 0 | |
| mixed | 0 | |
| mixed | 0 | |
| | | |
| | | |
| | | |
| males | 0 | |
| males | 0 | |
| mixed | 0 | |
| males | 0 | |
| males | 0 | |
| mixed | 0 | |
| mixed | 1 | |
| mixed | 1 | |
| males | 1 | |
| males | 0 | |
| females | 0 | |
| mixed | 0 | |
| males | 0 | |
| males | 0 | |
| mixed | 0 | |
| mixed | 1 | |
| mixed | 1 | |
| mixed | 0 | |
| mixed | 0 | |
| mixed | 0 | |
| mixed | 0 | |
| mixed | 0 | |
| mixed | 0 | |
| males | 1 | |
| mixed | 1 | |
| mixed | 0 | |
| mixed | 0 | |
| mixed | 0 | |
| mixed | 0 | |
| mixed | 0 | |
| males | 0 | |

| | | |
|---|---|---|
| males | 0 | |
| mixed | 1 | |
| males | 0 | |
| males | 0 | |
| females | 0 | |
| | | |
| | | |
| | | |
| males | 0 | |
| males | 0 | |
| males | 0 | |
| males | 0 | |
| males | 0 | |
| males | 0 | |
| females | 0 | |
| females | 0 | |
| females | 0 | |
| females | 0 | |
| females | 0 | |
| females | 0 | |
| females | 0 | |
| females | 0 | |
| males | 0 | |
| males | 0 | |
| males | 0 | |
| males | 0 | |
| males | 0 | |
| females | 0 | |
| females | 0 | |
| females | 0 | 2 |
| mixed | 0 | 2 |
| mixed | 0 | |
| mixed | 0 | |
| mixed | 0 | |
| mixed | 0 | |
| males | 0 | |
| mixed | 0 | |
| mixed | 0 | |
| males | 0 | |
| males | 0 | |
| females | 0 | |
| mixed | 0 | |
| mixed | 0 | |
| | | |
| | | |

| | | |
|---|---|---|
| males | 0 | |
| males | 0 | |
| males | 0 | |
| males | 0 | |
| males | 0 | |
| males | 0 | |
| females | 0 | |
| females | 0 | |
| females | 0 | |
| females | 0 | |
| females | 0 | |
| females | 0 | |
| mixed | 0 | |
| mixed | 0 | |
| mixed | 0 | |
| mixed | 0 | |
| mixed | 0 | |
| mixed | 0 | |
| mixed | 0 | |
| mixed | 0 | |
| | | |
| | | |
| | | |
| males | 1 | |
| males | 0 | |
| females | 0 | |
| males | 0 | |
| males | 1 | |
| males | 1 | |
| females | 0 | |
| females | 1 | |
| males | 0 | |
| males | 0 | |
| males | 0 | |
| males | 0 | |
| males | 0 | |
| females | 0 | |
| males | 0 | |
| males | 0 | |
| males | 0 | |
| males | 1 | |
| males | 0 | |
| males | 0 | |
| males | 0 | |

| | | |
|---|---|---|
| males | 0 | |
| males | 0 | |
| males | 0 | |
| males | 0 | |
| males | 0 | |
| males | 0 | |
| males | 0 | |
| males | 0 | |
| males | 1 | |
| females | 0 | |
| females | 0 | |
| females | 0 | |
| females | 0 | |
| females | 0 | |
| females | 0 | |
| males | 0 | |
| females | 0 | |
| males | 0 | |
| females | 0 | |
| males | 0 | |
| females | 0 | |
| males | 0 | |
| females | 0 | |
| males | 0 | |
| females | 0 | |
| males | 0 | |
| females | 0 | |
| males | 0 | |
| males | 1 | |
| females | 0 | |
| males | 1 | |
| females | 0 | |
| males | 0 | |
| females | 0 | |
| males | 0 | |
| males | | |
| females | | |
| females | 0 | |
| mixed | 0 | |
| males | 0 | |
| males | 0 | |
| males | 0 | |
| males | 0 | |
| males | 0 | |
| males | 0 | |

| | | |
|---|---|---|
| males | 0 | |
| males | 0 | |
| males | 0 | |
| males | 0 | |
| males | 0 | |
| males | 0 | |
| males | 1 | |
| males | 0 | |
| males | 0 | |
| males | 0 | |
| males | 0 | |
| males | 0 | |
| males | 1 | |
| males | 1 | |
| females | 1 | |
| females | 1 | |
| males | 1 | |
| males | 0 | |
| males | 0 | |
| males | 0 | |
| females | 0 | |
| males | 1 | |
| mixed | 0 | |
| mixed | 1 | |
| males | 0 | |
| males | 0 | |
| males | 0 | |
| males | 0 | |
| males | 0 | |
| males | 1 | |
| males | 0 | |
| males | 0 | |
| males | 0 | |
| males | 1 | |
| males | 0 | |
| males | 0 | |
| males | 0 | |
| males | 0 | |
| males | 1 | |
| males | 1 | |
| males | 0 | |
| males | 0 | |
| males | 0 | |
| males | 1 | |
| females | 0 | |
| females | 0 | 0 |

| | | |
|---|---|---|
| females | 0 | |
| females | 0 | |
| females | 0 | |
| females | 1 | |
| females | 0 | |
| females | 0 | |
| females | 0 | |
| females | 0 | |
| males | 0 | |
| males | 0 | |
| males | 0 | |
| males | 0 | |
| males | 1 | |
| males | 0 | |
| males | 0 | |
| males | 0 | |
| males | 0 | |
| males | 0 | |
| males | 0 | |
| males | 0 | |
| males | 0 | |
| males | 0 | |
| males | 0 | |
| males | 1 | |
| males | 0 | |
| males | 0 | |
| males | 0 | |
| males | 0 | |
| males | 0 | |
| males | 0 | |
| males | 0 | |
| males | 0 | |
| males | 1 | |
| males | 0 | |
| males | 0 | |
| males | 0 | |
| males | 1 | |
| males | 0 | |
| males | 0 | |
| males | 0 | |
| males | 0 | |
| females | 0 | |
| males | 0 | |
| males | 0 | |
| males | 0 | |

| | | |
|---|---|---|
| males | 0 | |
| males | 0 | |
| males | 0 | |
| males | 0 | |
| males | 0 | |
| males | 0 | |
| males | 0 | |
| males | 0 | |
| males | 0 | |
| males | 0 | |
| males | 0 | |
| males | 1 | |
| males | 0 | |
| males | 1 | |
| males | 0 | |
| males | 0 | |
| males | 0 | |
| males | 0 | |
| males | 0 | |
| males | 1 | |
| males | 0 | |
| males | 0 | |
| males | 0 | |
| males | 0 | |
| males | 0 | |
| males | 0 | |
| males | 0 | |
| males | 0 | |
| males | 0 | |
| males | 0 | |
| males | 1 | |
| males | 0 | |
| males | 0 | |
| males | 0 | |
| males | 0 | |
| males | 0 | |
| males | 0 | |
| males | 0 | |
| males | 0 | |
| males | 0 | |
| males | 0 | |
| males | 1 | |
| males | 1 | |
| males | 0 | |
| males | 0 | |

| | | |
|---|---|---|
| males | 0 | |
| males | 0 | |
| males | 0 | |
| males | 0 | |
| males | 0 | |
| males | 0 | |
| males | 0 | |
| males | 0 | |
| males | 1 | |
| males | 0 | |
| males | 0 | |
| males | 0 | |
| males | 0 | |
| males | 1 | |
| males | 0 | |
| males | 0 | |
| males | 1 | |
| males | 0 | |
| males | 1 | |
| males | 0 | |
| males | 0 | |
| males | 0 | |
| males | 0 | |
| males | 0 | |
| males | 0 | |
| males | 0 | |
| males | 0 | |
| males | 1 | |
| males | 1 | |
| males | 0 | |
| males | 0 | |
| males | 0 | |
| males | 0 | |
| males | 0 | |
| males | 1 | |
| males | 0 | |
| males | 0 | |
| males | 1 | |
| males | 0 | |
| males | 0 | |
| males | 0 | |
| males | 0 | |
| males | 0 | |
| males | 0 | |
| males | 0 | |
| males | 0 | |

| | | |
|---|---|---|
| males | 1 | |
| males | 0 | |
| males | 0 | |
| males | 1 | |
| males | 1 | |
| males | 0 | |
| males | 0 | |
| males | 1 | |
| males | 1 | |
| males | 1 | |
| males | 0 | |
| males | 0 | |
| males | 0 | |
| males | 0 | |
| males | 0 | |
| males | 0 | |
| males | 1 | |
| males | 1 | |
| males | 0 | |
| males | 0 | |
| males | 1 | |
| males | 1 | |
| males | 1 | |
| males | 0 | |
| females | 0 | |
| males | 1 | |
| females | 0 | |
| males | 0 | |
| males | 0 | |
| mixed | 0 | |
| mixed | 0 | |
| males | 0 | |
| males | 0 | |
| males | 0 | |
| males | 1 | |
| males | 0 | |
| males | 0 | |
| males | 0 | |
| males | 0 | |
| males | 0 | |
| females | 0 | |
| | | |
| | | |
| | | |
| males | 0 | |
| males | 0 | |

| | | |
|---|---|---|
| males | 0 | |
| males | 0 | |
| males | 1 | |
| males | 1 | |
| males | 0 | |
| males | 0 | |
| males | 0 | |
| males | 1 | |
| males | 0 | |
| males | 0 | |
| males | 0 | |
| males | 1 | |
| males | 1 | |
| males | 0 | |
| males | 0 | |
| males | 0 | |
| males | 1 | |
| males | 0 | |
| males | 0 | |
| males | 0 | |
| males | 0 | |
| males | 0 | |
| males | 0 | |
| males | 0 | |
| males | 0 | |
| males | 0 | |
| males | 0 | |
| males | 0 | |
| males | 0 | |
| males | 0 | |
| males | 0 | |
| males | 1 | |
| males | 0 | |
| males | 0 | |
| males | 0 | |
| males | 0 | |
| mixed | 0 | |
| males | 0 | |
| males | 0 | |
| males | 0 | |
| males | 0 | |
| mixed | 0 | |
| | | |
| | | |
| | | |

| | | |
|---|---|---|
| males | 0 | |
| females | 0 | |
| males | 0 | |
| females | 0 | |
| females | 0 | |
| males | 0 | |
| males | 0 | |
| females | 0 | |
| females | 0 | |
| females | 1 | |
| males | 0 | |
| | | |
| | | |
| | | |
| females | 0 | |
| females | 0 | |
| females | 0 | |
| females | 0 | |
| females | 0 | |
| mixed | 0 | |
| mixed | 0 | |
| females | 0 | |
| females | 0 | |
| females | 0 | |
| females | 0 | |
| females | 0 | |
| | | |
| | | |
| | | |
| females | 1 | |
| males | 0 | |
| males | 0 | |
| males | 0 | |
| males | 0 | |
| females | 0 | |
| females | 1 | |
| males | 0 | |
| females | 0 | |
| males | 0 | |
| | | |
| | | |
| | | |
| mixed | 0 | |
| mixed | 0 | |
| mixed | 0 | |
| males | 0 | |

| | | |
|---|---|---|
| males | 0 | |
| females | 0 | |
| females | 0 | |
| mixed | 0 | |
| mixed | 0 | |
| mixed | 0 | |
| mixed | 0 | |
| mixed | 0 | |
| males | 1 | |
| males | 0 | |
| females | 0 | |
| males | 0 | |
| males | 0 | |
| males | 0 | |
| males | 1 | |
| mixed | 0 | |
| mixed | 0 | |
| females | 0 | |
| females | 0 | |
| mixed | 0 | |
| mixed | 0 | |
| mixed | 0 | |
| males | 0 | |
| females | 0 | |
| males | 0 | |
| males | 1 | |
| females | 0 | |
| females | 1 | |
| mixed | 0 | |
| males | 1 | |
| males | 0 | |
| mixed | 0 | |
| mixed | 0 | |
| males | 1 | |
| mixed | 0 | |
| mixed | 0 | |
| males | 0 | |
| females | 0 | |
| males | 0 | |
| females | 0 | |
| males | 0 | |
| males | 0 | |
| males | 0 | |
| males | 0 | |
| mixed | 0 | |
| females | 0 | |

| | | |
|---|---|---|
| males | 0 | |
| males | 0 | |
| females | 0 | |
| females | 0 | |
| males | 1 | |
| males | 1 | |
| | | |
| | | |
| | | |
| mixed | 1 | |
| | | |
| | | |
| | | |
| mixed | 0 | |
| mixed | 0 | |
| mixed | 0 | |
| mixed | 0 | |
| mixed | 0 | |
| mixed | 0 | |
| mixed | 0 | |
| | | |
| | | |
| | | |
| mixed | 0 | |
| mixed | 0 | |
| mixed | 0 | |
| | | |
| | | |
| | | |
| males | 0 | |
| males | 0 | |
| males | 0 | |
| mixed | 0 | |
| mixed | 0 | |
| | | |
| | | |
| | | |
| females | 0 | |
| females | 0 | |
| females | 0 | |
| females | 0 | |
| females | 0 | |
| mixed | 0 | |
| females | 0 | |
| females | 0 | |
| females | 0 | |

| | | |
|---|---|---|
| females | 0 | |
| females | 0 | |
| females | 0 | |
| mixed | 0 | |
| mixed | 0 | |
| males | 0 | |
| females | 0 | |
| mixed | 0 | |
| mixed | 1 | |
| female | 0 | |
| males | 0 | |
| female | 0 | |
| female | 0 | |
| female | 0 | |
| female | 0 | |
| females | 0 | |
| females | 0 | |
| females | 0 | |
| females | 0 | |
| mixed | 0 | |
| mixed | 0 | |
| mixed | 0 | |
| females | 0 | |
| females | 0 | |
| females | 0 | |
| females | 0 | |
| females | 0 | |
| females | 0 | |
| mixed | 0 | |
| mixed | 0 | |
| females | 0 | |
| females | 0 | |
| females | 0 | |
| females | 0 | |
| females | 0 | |
| females | 1 | |
| | | |
| | | |
| | | |
| mixed | 0 | |
| mixed | 0 | |
| mixed | 0 | |
| mixed | 0 | |
| mixed | 0 | |
| | 0 | |
| | | |

| | | |
|---|---|---|
| | | |
| | | |
| males | 1 | |
| males | 1 | |
| males | 0 | |
| males | 1 | |
| males | 0 | |
| males | 1 | |
| males | 1 | |
| males | 1 | |
| males | 1 | |
| females | 0 | |
| females | 1 | |
| females | 0 | |
| females | 0 | |
| females | 0 | |
| females | 1 | |
| females | 0 | |
| females | 0 | |
| females | 0 | |
| females | 0 | |
| males | 0 | |
| mixed | 0 | |
| mixed | 1 | |
| mixed | 1 | |
| mixed | 1 | |
| mixed | 0 | |
| mixed | 1 | |
| mixed | 0 | |
| mixed | 1 | |
| mixed | 1 | |
| mixed | 1 | |
| mixed | 1 | |
| mixed | 1 | |
| mixed | 0 | |
| mixed | 1 | |
| mixed | 1 | |
| mixed | 1 | |
| mixed | 1 | |
| mixed | 1 | |
| mixed | 1 | |
| mixed | 1 | |
| mixed | 0 | |
| mixed | 1 | |
| mixed | 1 | |
| mixed | 1 | |

| | | |
|---|---|---|
| mixed | 1 | |
| mixed | 1 | |
| mixed | 1 | |
| mixed | 1 | |
| mixed | 1 | |
| mixed | 1 | |
| mixed | 1 | |
| mixed | 1 | |
| mixed | 1 | |
| mixed | 1 | |
| mixed | 1 | |
| mixed | 1 | |
| mixed | 1 | |
| mixed | 1 | |
| mixed | 1 | |
| mixed | 1 | |
| mixed | 1 | |
| mixed | 1 | |
| mixed | 0 | |
| mixed | 0 | |
| mixed | 1 | |
| mixed | 0 | |
| mixed | 0 | |
| mixed | 1 | |
| mixed | 1 | |
| mixed | 1 | |
| | | |
| | | |
| | | |
| | | |
| males | 0 | |
| females | 0 | |
| males | 0 | |
| females | 0 | |
| males | 0 | |
| females | 0 | |
| males | 0 | |
| females | 0 | |
| males | 0 | |
| females | 0 | |
| males | 0 | |
| females | 0 | |
| males | 0 | |
| females | 0 | |
| males | 0 | |
| females | 0 | |
| males | 0 | |

| | | |
|---|---|---|
| females | 0 | |
| males | 0 | |
| females | 0 | |
| males | 0 | |
| females | 0 | |
| males | 0 | |
| females | 0 | |
| males | 0 | |
| females | 0 | |
| males | 0 | |
| females | 0 | |
| males | 0 | |
| females | 0 | |
| males | 0 | |
| females | 0 | |
| males | 0 | |
| females | 0 | |
| males | 0 | |
| females | 0 | |
| mixed | 0 | |
| mixed | 0 | |
| mixed | 0 | |
| mixed | 0 | |
| mixed | 0 | |
| mixed | 0 | |
| mixed | 0 | |
| mixed | 0 | |
| mixed | 1 | |
| mixed | 0 | |
| mixed | 0 | |
| mixed | 0 | |
| mixed | 0 | |
| mixed | 0 | |
| mixed | 0 | |
| mixed | 0 | |
| mixed | 0 | |
| mixed | 1 | |
| mixed | 0 | |
| mixed | 0 | |
| mixed | 0 | |
| mixed | 0 | |
| mixed | 0 | |
| mixed | 0 | |
| mixed | 0 | |

| | | |
|---|---|---|
| mixed | 1 | |
| mixed | 0 | |
| mixed | 0 | |
| mixed | 0 | |
| mixed | 0 | |
| mixed | 0 | |
| mixed | 0 | |
| mixed | 0 | |
| mixed | 0 | |
| mixed | 0 | |
| mixed | 0 | |
| mixed | 0 | |
| mixed | 0 | |
| mixed | 0 | |
| mixed | 0 | |
| mixed | 0 | |
| mixed | 0 | |
| mixed | 0 | |
| mixed | 0 | |
| mixed | 0 | |
| mixed | 0 | |
| mixed | 0 | |
| mixed | 1 | |
| mixed | 0 | |
| mixed | 0 | |
| mixed | 1 | |
| mixed | 0 | |
| mixed | 0 | |
| mixed | 0 | |
| mixed | 0 | |
| | | |
| | | |
| mixed | 0 | |
| | | |
| | | |
| | | |
| | | |
| | | |
| | | |
| | | |
| | | |
| | | |
| | | |
| | | |
| | | |
| | | |

| | | |
|---|---|---|
| | | |
| | | |
| | | |

| | | |
|---|---|---|
| | | |
| | | |
| | | |

| | | |
|---|---|---|
| | | |
| | | |
| | | |

| | | |
|---|---|---|
| | | |
| | | |
| | | |

| | | |
|---|---|---|
| | | |
| | | |
| | | |

| | | |
|---|---|---|
| | | |
| | | |
| | | |

| | | |
|---|---|---|
| | | |
| | | |
| | | |

| | | |
|---|---|---|
| | | |
| | | |
| | | |

| | | |
|---|---|---|
| | | |
| | | |
| | | |

| | | |
|---|---|---|
| | | |
| | | |
| | | |

| | | |
|---|---|---|
| | | |
| | | |
| | | |

| | | |
|---|---|---|
| | | |
| | | |
| | | |

| | | |
|---|---|---|
| | | |
| | | |
| | | |

| | | |
|---|---|---|
| | | |
| | | |
| | | |

| | | |
|---|---|---|
| | | |
| | | |
| | | |

| | | |
|---|---|---|
| | | |
| | | |
| | | |

| | | |
|---|---|---|
| | | |
| | | |
| | | |

| | | |
|---|---|---|
| | | |
| | | |
| | | |

| | | |
|---|---|---|
| | | |
| | | |
| | | |

| | | |
|---|---|---|
| | | |
| | | |
| | | |

| | | |
|---|---|---|
| | | |
| | | |
| | | |

| | | |
|---|---|---|
| | | |
| | | |
| | | |

| | | |
|---|---|---|
| | | |
| | | |
| | | |

| | | |
|---|---|---|
| | | |
| | | |
| | | |

| | | |
|---|---|---|
| | | |
| | | |
| | | |

| | | |
|---|---|---|
| | | |
| | | |
| | | |

| | | |
|---|---|---|
| | | |
| | | |
| | | |

| | | |
|---|---|---|
| | | |
| | | |
| | | |

| | | |
|---|---|---|
| | | |
| | | |
| | | |

| | | |
|---|---|---|
| | | |
| | | |
| | | |

| | | |
|---|---|---|
| | | |
| | | |
| | | |

| | | |
|---|---|---|
| | | |
| | | |
| | | |

| | | |
|---|---|---|
| | | |
| | | |
| | | |

| | | |
|---|---|---|
| | | |
| | | |
| | | |

| | | |
|---|---|---|
| | | |
| | | |
| | | |

| | | |
|---|---|---|
| | | |
| | | |
| | | |

| | | |
|---|---|---|
| | | |
| | | |
| | | |

| | | |
|---|---|---|
| | | |
| | | |
| | | |

| | | |
|---|---|---|
| | | |
| | | |
| | | |

| | | |
|---|---|---|
| | | |
| | | |
| | | |

| | | |
|---|---|---|
| | | |
| | | |
| | | |

| | | |
|---|---|---|
| | | |
| | | |
| | | |

| | | |
|---|---|---|
| | | |
| | | |
| | | |

| | | |
|---|---|---|
| | | |
| | | |
| | | |

| | | |
|---|---|---|
| | | |
| | | |
| | | |

| | | |
|---|---|---|
| | | |
| | | |
| | | |

| | | |
|---|---|---|
| | | |
| | | |
| | | |

| | | |
|---|---|---|
| | | |
| | | |
| | | |

| | | |
|---|---|---|
| | | |
| | | |
| | | |

| | | |
|---|---|---|
| | | |
| | | |
| | | |

| | | |
|---|---|---|
| | | |
| | | |
| | | |

| | | |
|---|---|---|
| | | |
| | | |
| | | |

| | | |
|---|---|---|
| | | |
| | | |
| | | |

| | | |
|---|---|---|
| | | |
| | | |
| | | |

| | | |
|---|---|---|
| | | |
| | | |
| | | |

| | | |
|---|---|---|
| | | |
| | | |
| | | |

| | | |
|---|---|---|
| | | |
| | | |
| | | |

| | | |
|---|---|---|
| | | |
| | | |
| | | |

| | | |
|---|---|---|
| | | |
| | | |
| | | |

| | | |
|---|---|---|
| | | |
| | | |
| | | |

| | | |
|---|---|---|
| | | |
| | | |
| | | |

| | | |
|---|---|---|
| | | |
| | | |
| | | |

| | | |
|---|---|---|
| | | |
| | | |
| | | |

| | | |
|---|---|---|
| | | |
| | | |
| | | |

| | | |
|---|---|---|
| | | |
| | | |
| | | |

| | | |
|---|---|---|
| | | |
| | | |
| | | |

| | | |
|---|---|---|
| | | |
| | | |
| | | |

| | | |
|---|---|---|
| | | |
| | | |
| | | |

| | | |
|---|---|---|
| | | |
| | | |
| | | |

| | | |
|---|---|---|
| | | |
| | | |
| | | |

| | | |
|---|---|---|
| | | |
| | | |
| | | |

| | | |
|---|---|---|
| | | |
| | | |
| | | |

| | | |
|---|---|---|
| | | |
| | | |
| | | |

| | | |
|---|---|---|
| | | |
| | | |
| | | |

| | | |
|---|---|---|
| | | |
| | | |
| | | |

| | | |
|---|---|---|
| | | |
| | | |
| | | |

| | | |
|---|---|---|
| | | |
| | | |
| | | |

| | | |
|---|---|---|
| | | |
| | | |
| | | |

| | | |
|---|---|---|
| | | |
| | | |
| | | |

| | | |
|---|---|---|
| | | |
| | | |
| | | |

| | | |
|---|---|---|
| | | |
| | | |
| | | |

| | | |
|---|---|---|
| | | |
| | | |
| | | |

| | | |
|---|---|---|
| | | |
| | | |
| | | |

| | | |
|---|---|---|
| | | |
| | | |
| | | |

| | | |
|---|---|---|
| | | |
| | | |
| | | |

| | | |
|---|---|---|
| | | |
| | | |
| | | |

| | | |
|---|---|---|
| | | |
| | | |
| | | |

| | | |
|---|---|---|
| | | |
| | | |
| | | |

| | | |
|---|---|---|
| | | |
| | | |
| | | |

| | | |
|---|---|---|
| | | |
| | | |
| | | |

| | | |
|---|---|---|
| | | |
| | | |
| | | |

| | | |
|---|---|---|
| | | |
| | | |
| | | |

| | | |
|---|---|---|
| | | |
| | | |
| | | |

| | | |
|---|---|---|
| | | |
| | | |
| | | |

| | | |
|---|---|---|
| | | |
| | | |
| | | |

| | | |
|---|---|---|
| | | |
| | | |
| | | |

| | | |
|---|---|---|
| | | |
| | | |
| | | |

| | | |
|---|---|---|
| | | |
| | | |
| | | |

| | | |
|---|---|---|
| | | |
| | | |
| | | |

| | | |
|---|---|---|
| | | |
| | | |
| | | |

| | | |
|---|---|---|
| | | |
| | | |
| | | |

| | | |
|---|---|---|
| | | |
| | | |
| | | |
| | | |
| | | |
| | | |
| | | |
| | | |
| | | |
| | | |
| | | |
| | | |
| | | |
| | | |
| | | |
| | | |
| | | |
| | | |
| | | |
| | | |
| | | |
| | | |
| | | |
| | | |

| | | | | |
|---|---|---|---|---|
| | | | | |
| | | | | |
| | | | | |
| | | | | |
| | | | | |
| | | | | |
| | | | | |
| | | | | |
| | | | | |
| | | | | |

| | | | | |
|---|---|---|---|---|
| | | | | |
| | | | | |
| | | | | |
| | | | | |
| | | | | |
| | | | | |
| | | | | |
| | | | | |
| | | | | |
| | | | | |